



US00D395556S

United States Patent [19]
Lieberman

[11] **Patent Number: Des. 395,556**

[45] **Date of Patent: **Jun. 30, 1998**

[54] **INFLATABLE CHAIR**

[75] Inventor: **Marvin S. Lieberman**, Long Island City, N.Y.

[73] Assignee: **Alvimar Manufacturing Co., Inc.**, Long Island City, N.Y.

[**] Term: **14 Years**

[21] Appl. No.: **63,409**

[22] Filed: **Dec. 6, 1996**

[51] **LOC (6) Cl.** **06-01**

[52] **U.S. Cl.** **D6/334**

[58] **Field of Search** D6/334, 335, 336, D6/364, 371, 373, 377, 381, 500, 501, 502; D12/316; D21/236, 237; 297/452.41; 441/129, 130

[56] **References Cited**

U.S. PATENT DOCUMENTS

D. 112,045	11/1938	Roberts	D6/334
D. 193,889	10/1962	Buzzitta	D6/334
D. 228,595	10/1973	Korch	D6/334
D. 237,027	10/1975	Bernard	D6/334
D. 244,071	4/1977	Haynes, Sr.	D6/377
D. 244,164	5/1977	Haynes, Sr.	D6/377
D. 289,075	3/1987	Wolfe	D21/237

D. 330,578	10/1992	Cochran	D21/237
D. 371,252	7/1996	Chaput	D6/381
D. 378,169	2/1997	Yu	D6/334
3,635,528	1/1972	Strom	D6/334 X

OTHER PUBLICATIONS

Creative, The magazine of promotion and marketing, vol. 26 No. 4, chair at top left, Oct. 1994.

Primary Examiner—Gary D. Watson
Attorney, Agent, or Firm—Ostrolenk, Faber, Gerb & Soffen, L.L.P.

[57] **CLAIM**

The ornamental design for an inflatable chair, as shown and described.

DESCRIPTION

FIG. 1 is a perspective view of an inflatable chair showing my new design;
FIG. 2 is a top plan view thereof;
FIG. 3 is a front elevation view thereof;
FIG. 4 is a left side elevation view thereof; the right side view is a mirror image of the left side;
FIG. 5 is a rear elevation view thereof; and,
FIG. 6 is a bottom plan view thereof.
FIGS. 2 through 6 have been shown on an enlarged scale with respect to FIG. 1.

1 Claim, 3 Drawing Sheets

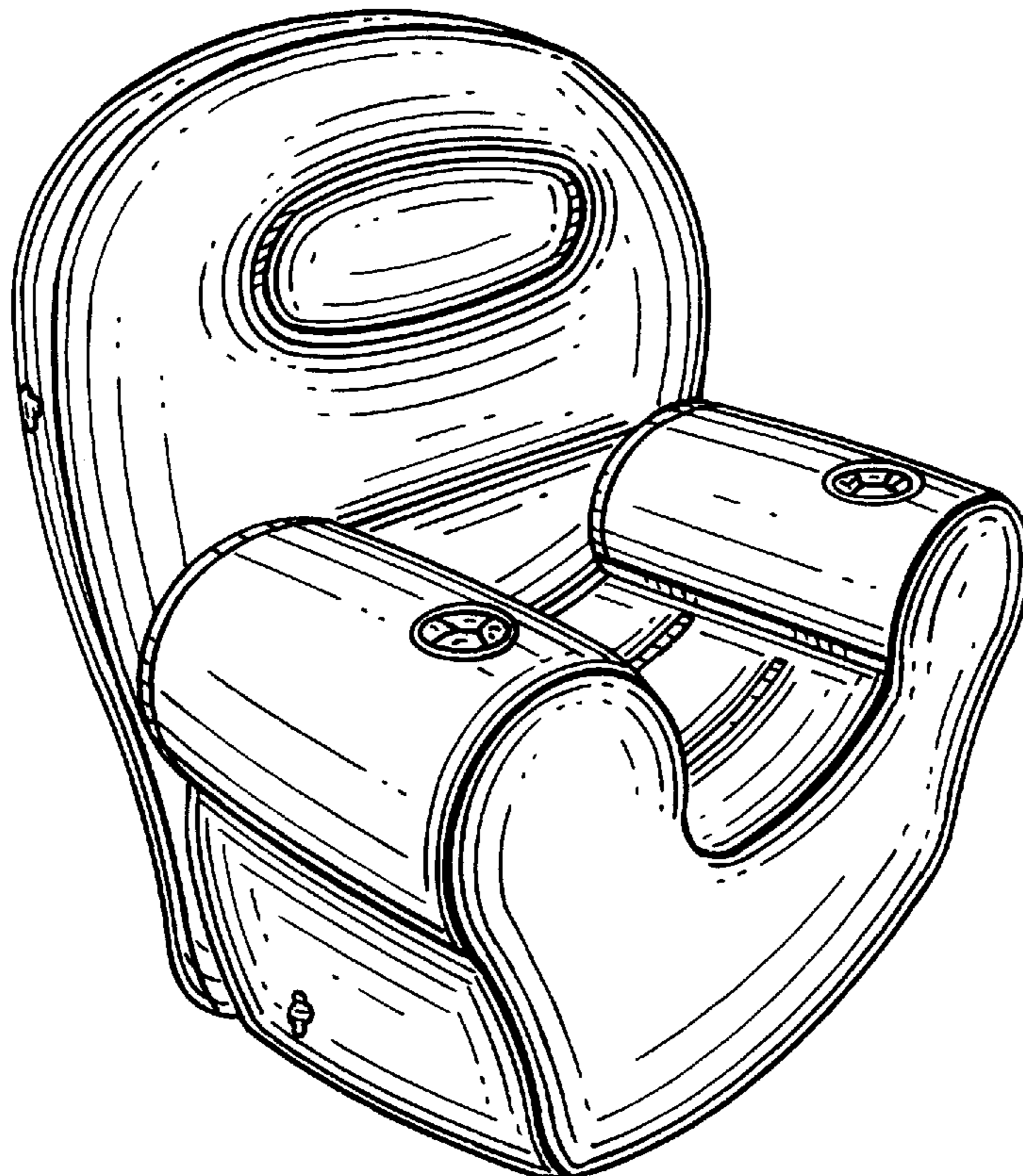


FIG. 2

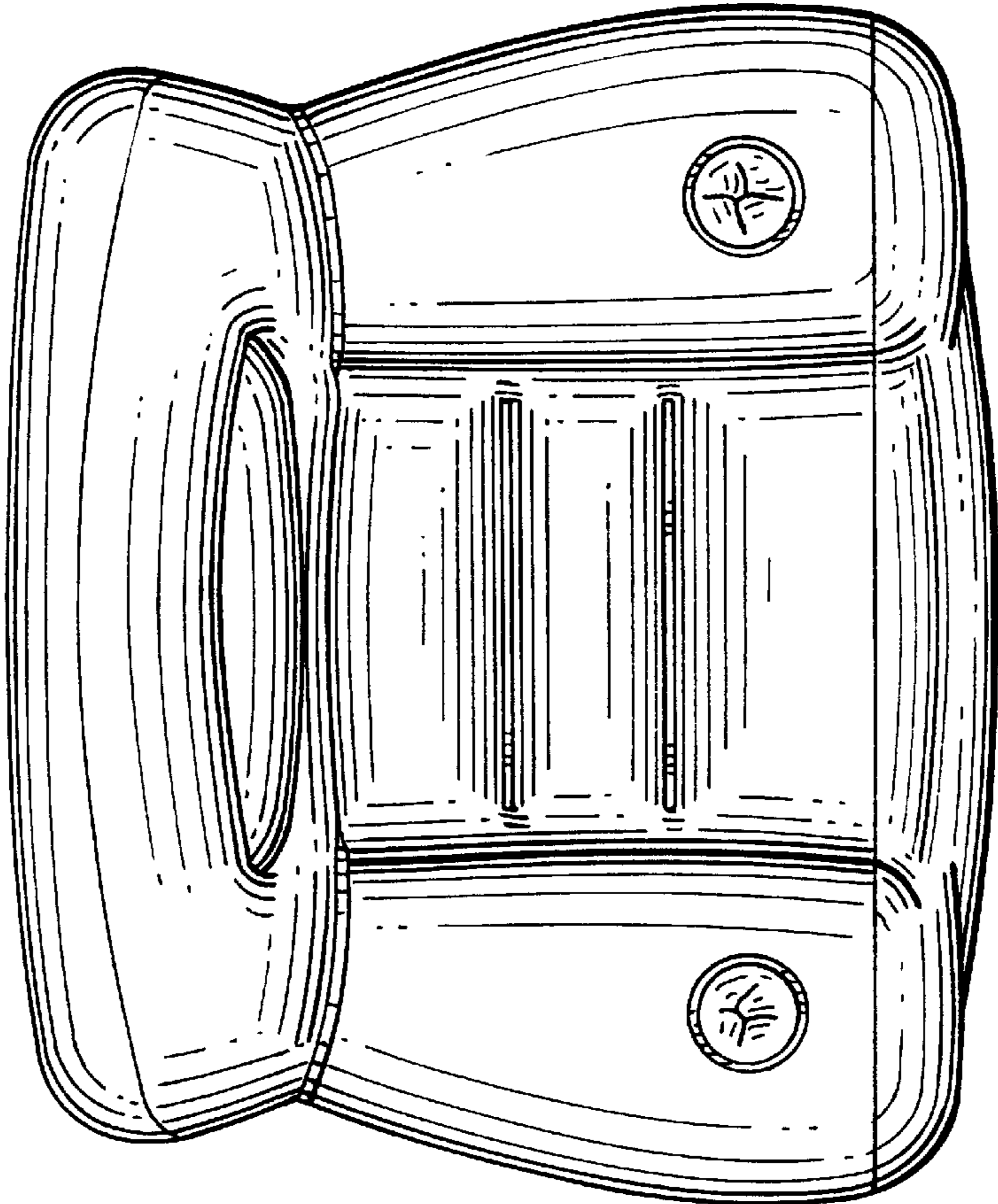


FIG. 1

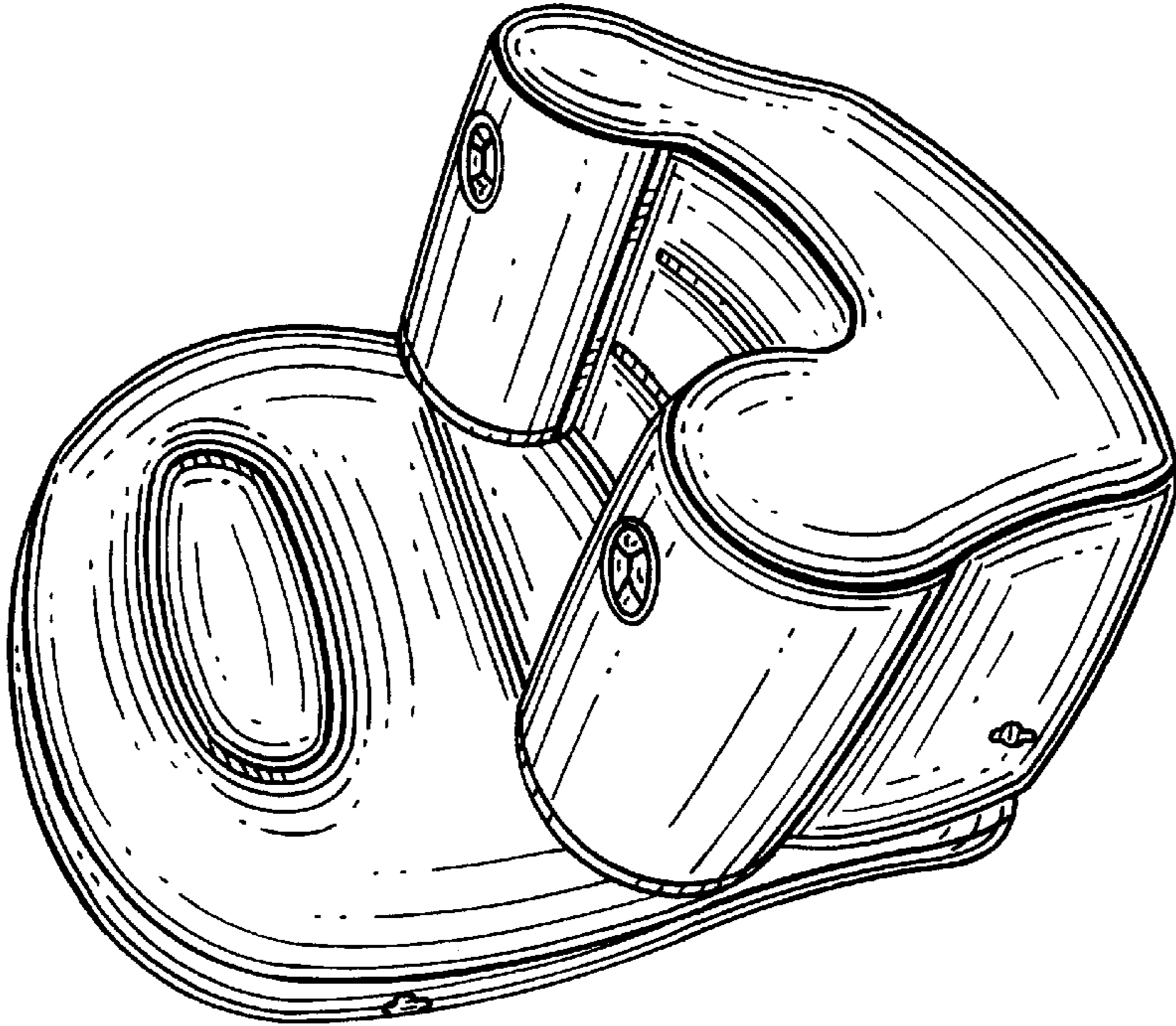


FIG. 4

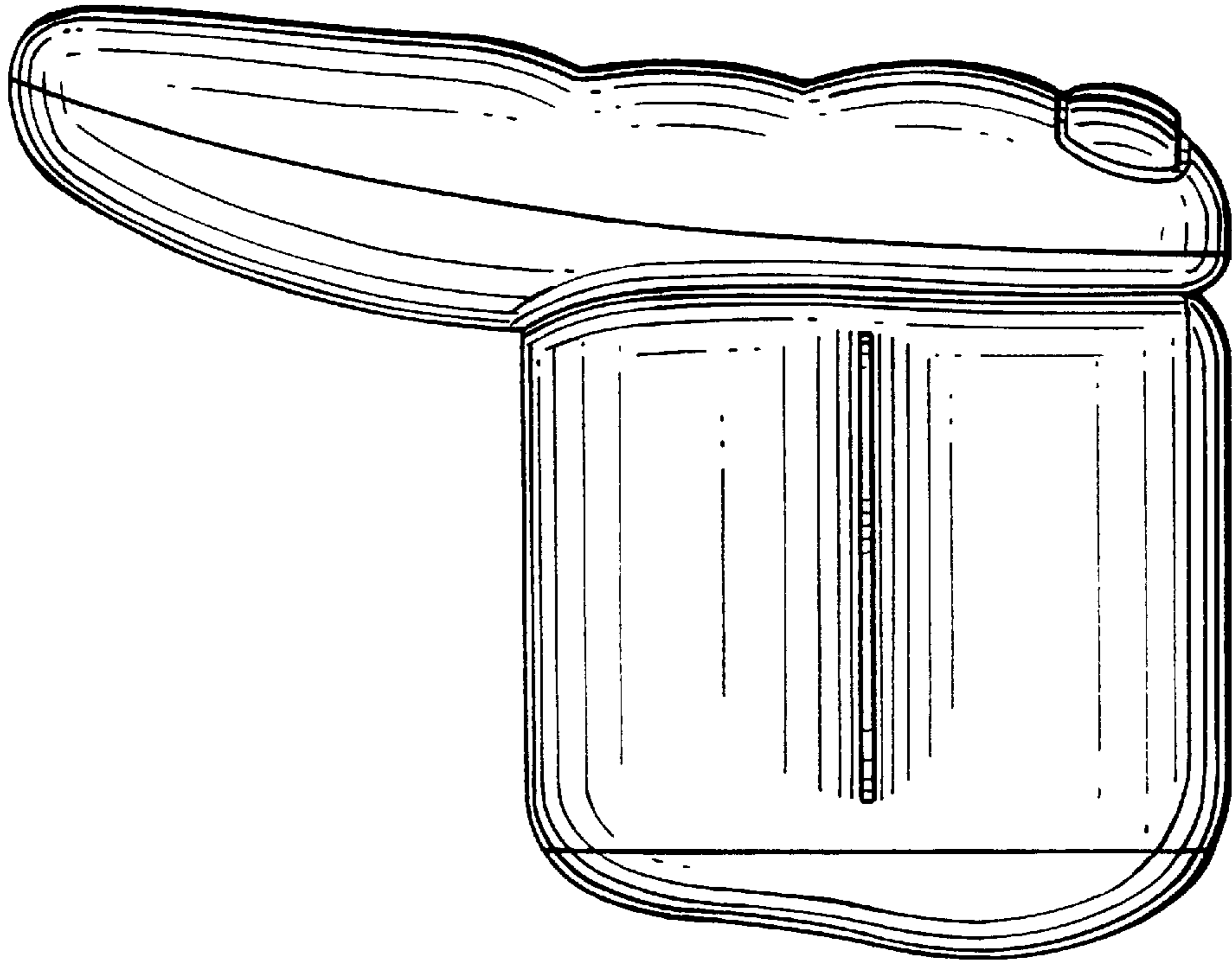


FIG. 3




FIG. 5

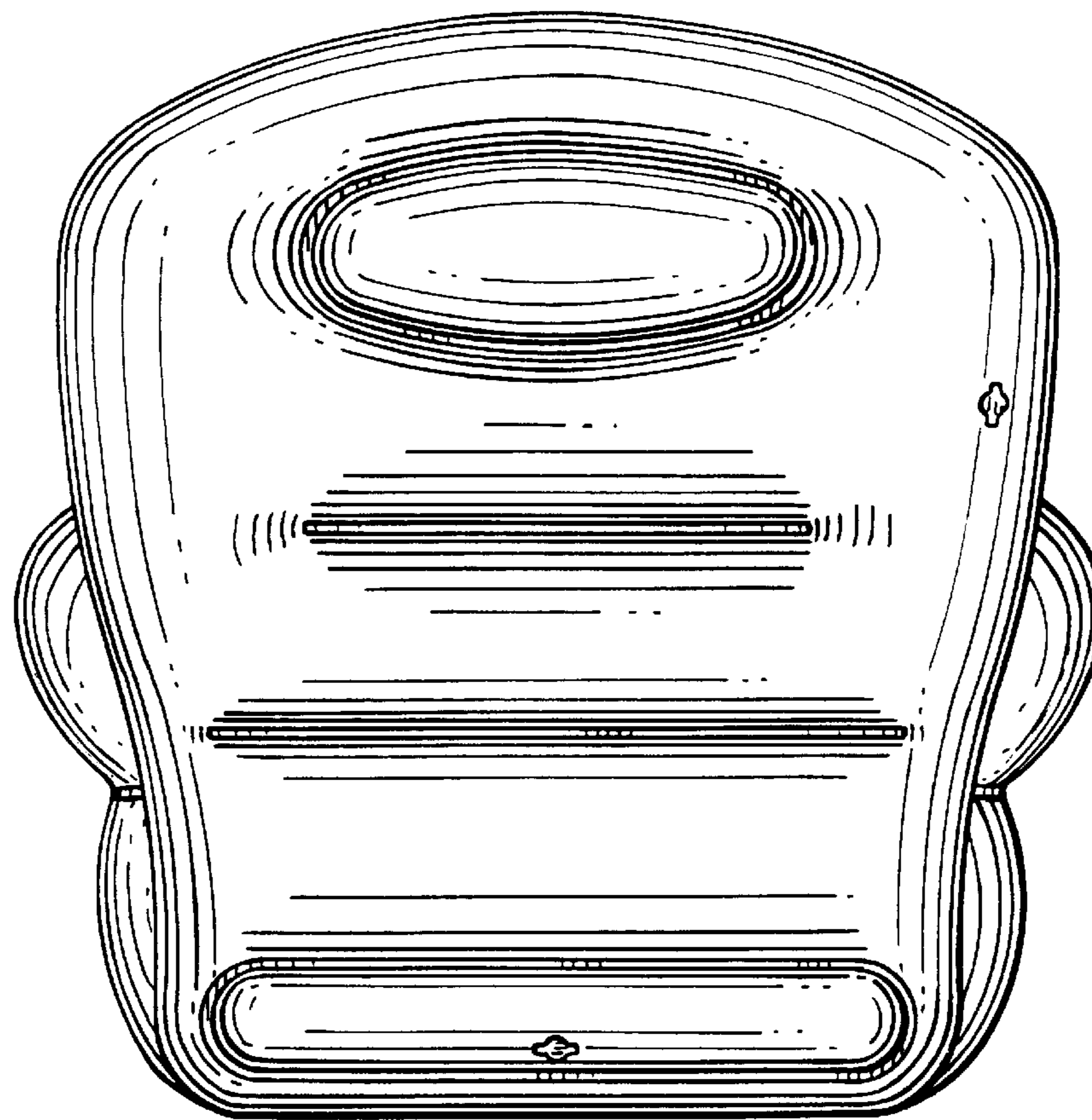


FIG. 6

