



US00D395542S

United States Patent [19]
Collins

[11] **Patent Number: Des. 395,542**

[45] **Date of Patent: **Jun. 30, 1998**

[54] **STUD FOR FOOTWEAR**

[75] Inventor: **David Roy Collins**, West Midlands,
England

[73] Assignee: **Trisport Limited**, Staffordshire,
England

[**] Term: **14 Years**

[21] Appl. No.: **73,153**

[22] Filed: **Jul. 1, 1997**

[30] **Foreign Application Priority Data**

May 23, 1997 [GB] United Kingdom 2066D37

[51] **LOC (6) Cl.** **02-04**

[52] **U.S. Cl.** **D2/962**

[58] **Field of Search** D2/962, 906; 36/127,
36/134, 67 A, 59 R, 62, 67 R, 67 D

[56] **References Cited**

U.S. PATENT DOCUMENTS

D. 327,975 7/1992 Saito et al. D2/962

D. 371,453 7/1996 Deacon et al. D2/962
D. 373,675 9/1996 McMullin D2/962
D. 375,192 11/1996 Bathum D2/962
4,641,438 2/1987 Laird et al. 36/59 R

Primary Examiner—Doris V. Coles
Attorney, Agent, or Firm—Schweitzer Cornman Gross &
Bondell LLP


[57] **CLAIM**

The ornamental design for a stud for footwear, as shown and described.

DESCRIPTION

FIG. 1 is a top perspective view of a stud for footwear showing my new design;
FIG. 2 is a side view thereof, the opposite side corresponding thereto;
FIG. 3 is a top plan view thereof;
FIG. 4 is a bottom plan view thereof; and,
FIG. 5 is a cross-sectional view taken along line 5—5 of FIG. 3.

1 Claim, 4 Drawing Sheets






FIG 1

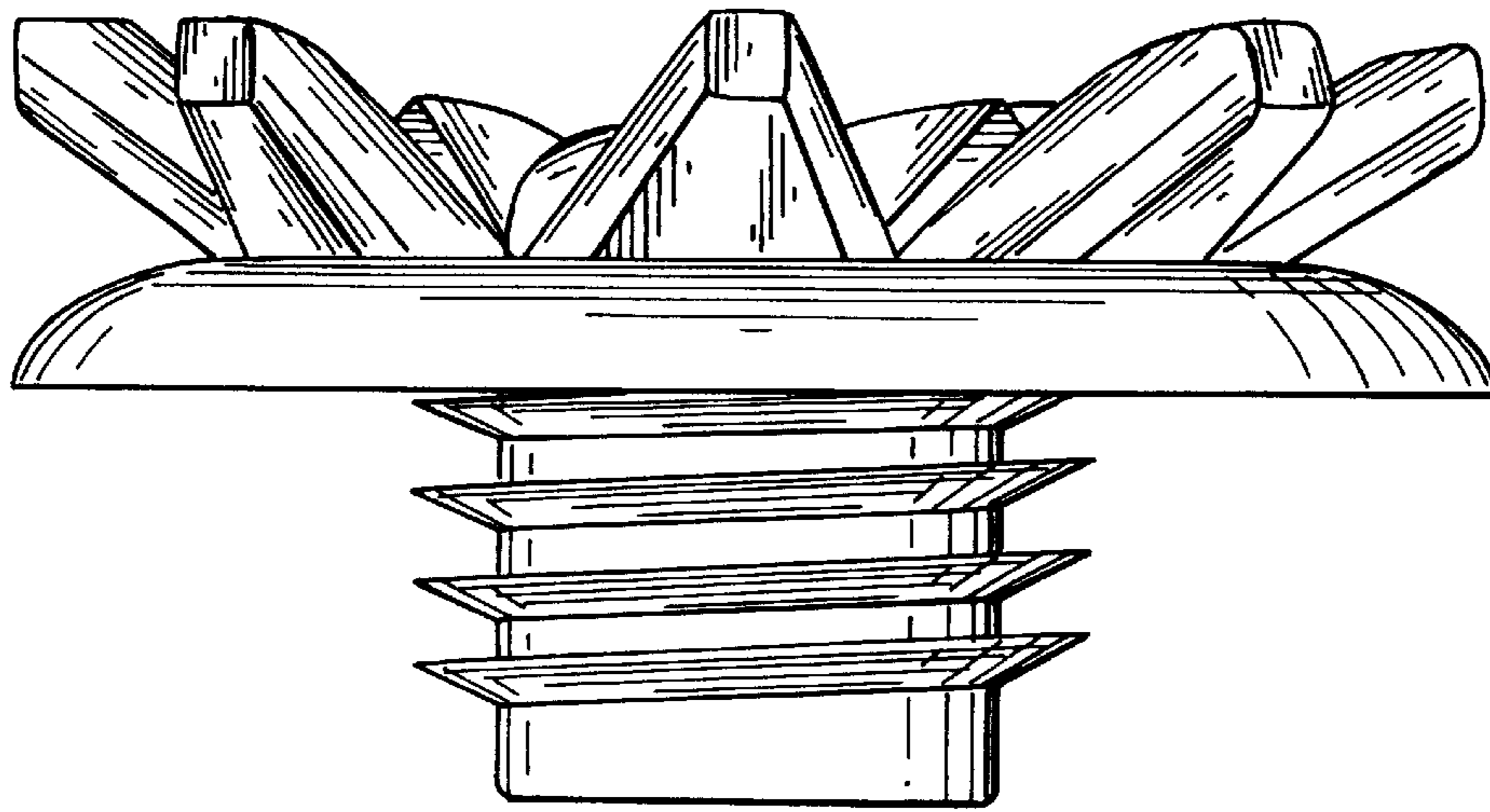


FIG 2




FIG 3

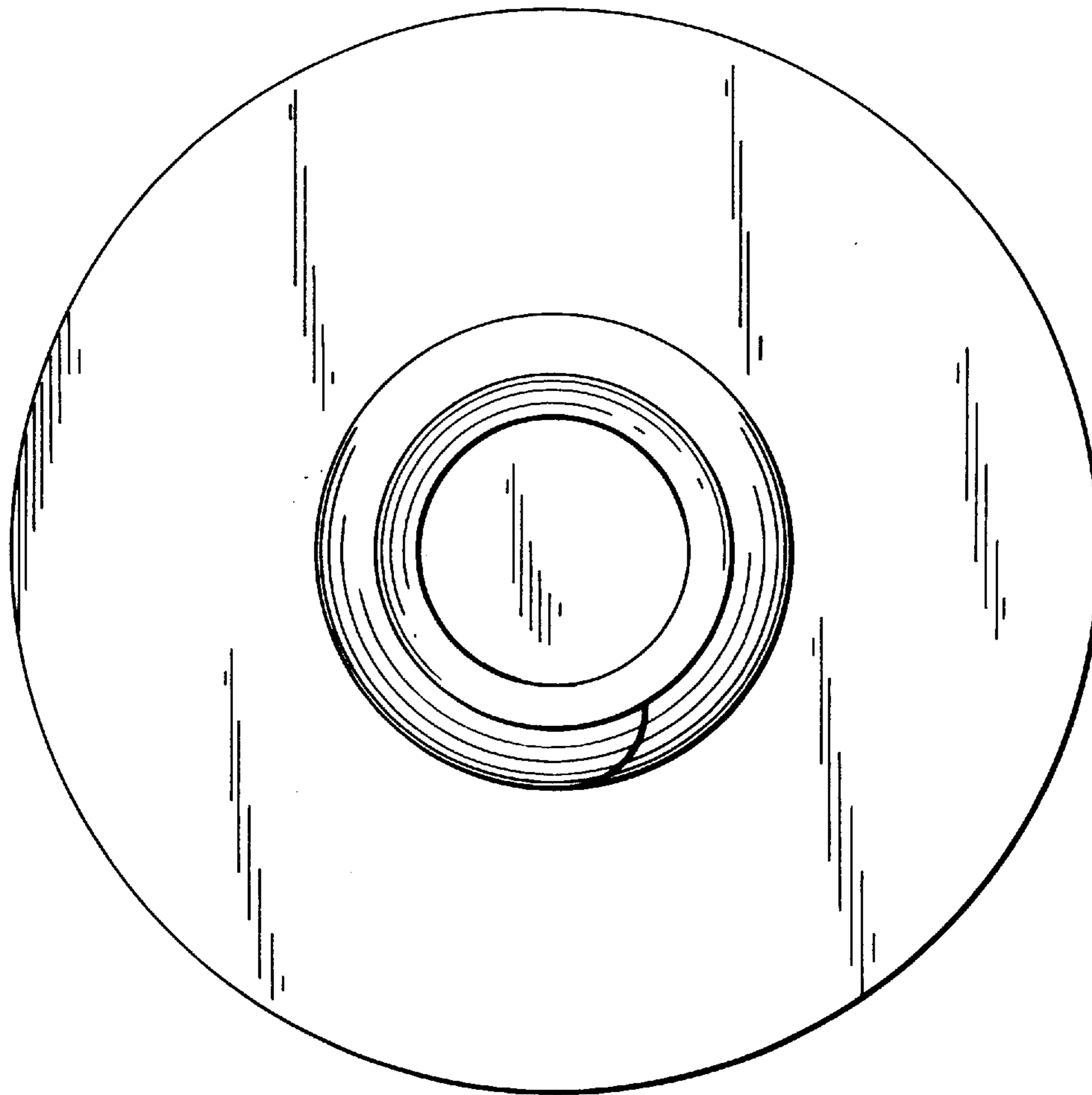


FIG 4

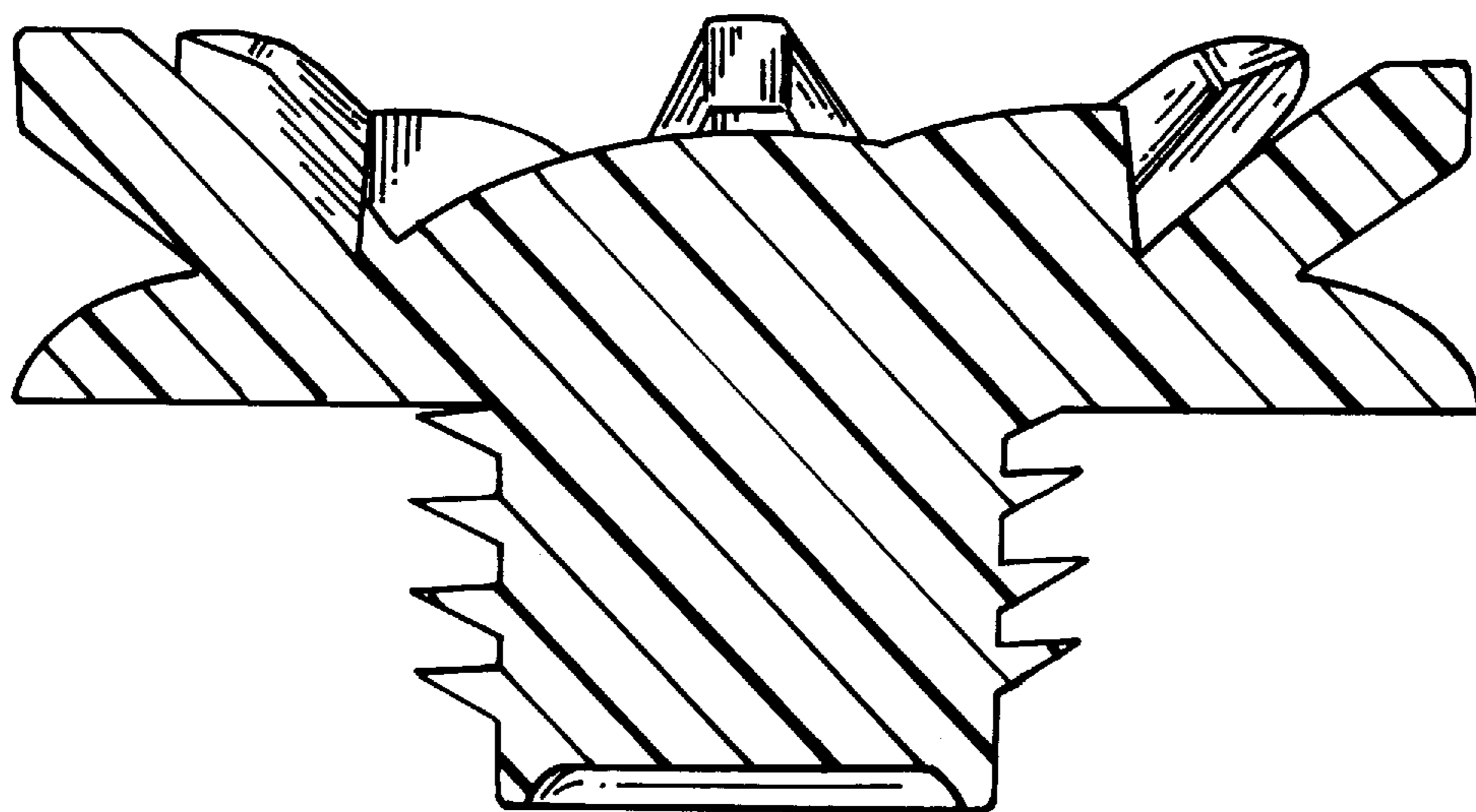


FIG 5