



US00D395541S

United States Patent [19]

[11] **Patent Number: Des. 395,541**

Bray, Jr. et al.

[45] **Date of Patent: ***Jun. 30, 1998**

[54] **FOOTWEAR SOLE**

4,317,292	3/1982	Melton	36/9 R
4,899,412	2/1990	Ganon	.	
5,012,541	5/1991	Ganon	.	
5,033,144	7/1991	Ganon	.	

[75] Inventors: **Walter Thomas Bray, Jr.**,
Reynoldsburg; **Theresa Stewart**,
Columbus, both of Ohio

FOREIGN PATENT DOCUMENTS

[73] Assignee: **R.G. Barry Corporation**, Pickerington,
Ohio

5-111304 5/1993 Japan .

OTHER PUBLICATIONS

[*] Notice: The portion of the term of this patent
subsequent to Jun. 7, 2008, has been
disclaimed.

Document entitled S. Goldberg & Co., Inc. Catalog, Spring
1970, Style 495.

[**] Term: **14 Years**

Document entitled S. Goldberg & Co., Inc. Catalog, Spring
1975, Style 5974.

[21] Appl. No.: **35,384**

Document entitled S. Goldberg & Co., Inc. Catalog, Spring
1980, Style 5991.

[22] Filed: **Feb. 27, 1995**

Document entitled S. Goldberg & Co., Inc. Catalog, Fall
1983, Styles 4941, 5971.

Related U.S. Application Data

Document entitled S. Goldberg and Son, Inc. Catalog, Fall
1984, Styles C502, L101.

[62] Division of Ser. No. 138,707, Oct. 18, 1993, Pat. No.
5,392,532.

Document entitled S. Goldberg & Co., Inc. Catalog, Fall
1990, Style 6887.

[51] **LOC (6) Cl.** **02-04**

[52] **U.S. Cl.** **D2/960**

[58] **Field of Search** D2/897, 902, 906,
D2/908, 946-960, 962, 964; 36/101, 103,
104, 106, 113-115, 124, 126-130, 3 B,
12-15, 22 R, 25 R, 32 R, 32 A, 172

Document entitled S. Goldberg & Co., Inc. Catalog, Fall
1993, Styles 506, 509, 511, 5110.

Primary Examiner—Doris V. Coles

Attorney, Agent, or Firm—Merchant, Gould, Smith, Edell,
Welter, & Schmidt P.A.

[56] References Cited

U.S. PATENT DOCUMENTS

D. 297,068	8/1988	Lee	D2/920
D. 326,181	5/1992	Katz et al.	.	
D. 347,518	6/1994	Stewart	.	
992,221	5/1911	Loewenbach	.	
1,770,698	7/1930	Horowitz	.	
1,916,067	6/1933	Naidor	.	
2,675,631	4/1954	Doughty	36/9 R
3,051,971	9/1962	Westberg	.	
3,095,656	7/1963	Lipare	.	
4,145,822	3/1979	Mitchell et al.	.	

[57] CLAIM

The ornamental design for a footwear sole, as shown herein.

DESCRIPTION

FIG. 1 is a top, front and left side perspective view of the
footwear sole of the invention;
FIG. 2 is a front elevation view thereof;
FIG. 3 is a rear elevation view thereof;
FIG. 4 is a left side elevation view thereof;
FIG. 5 is a right side elevation view thereof;
FIG. 6 is a bottom plan view thereof; and,
FIG. 7 is a top plan view thereof.

1 Claim, 2 Drawing Sheets

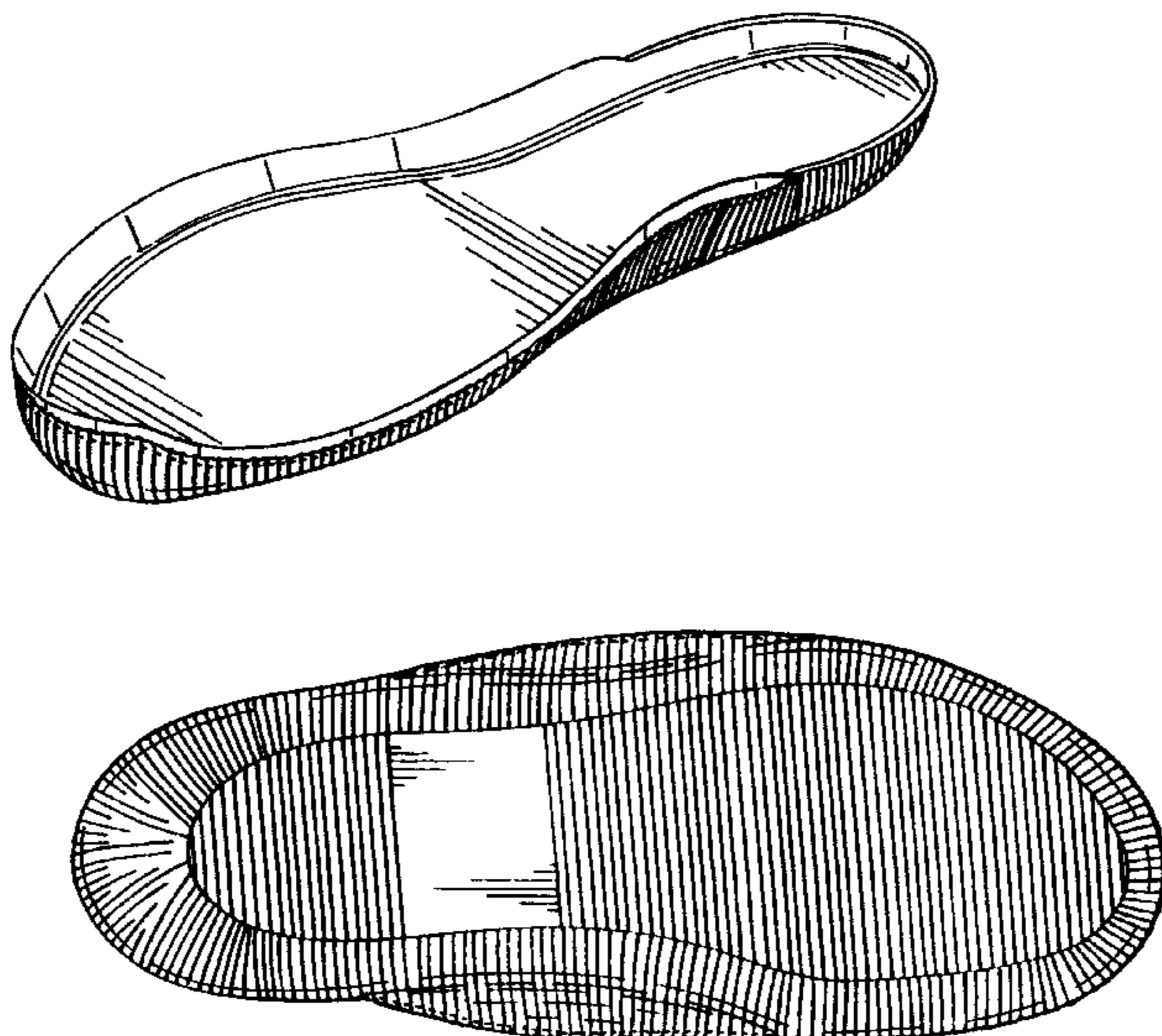


FIG. 1

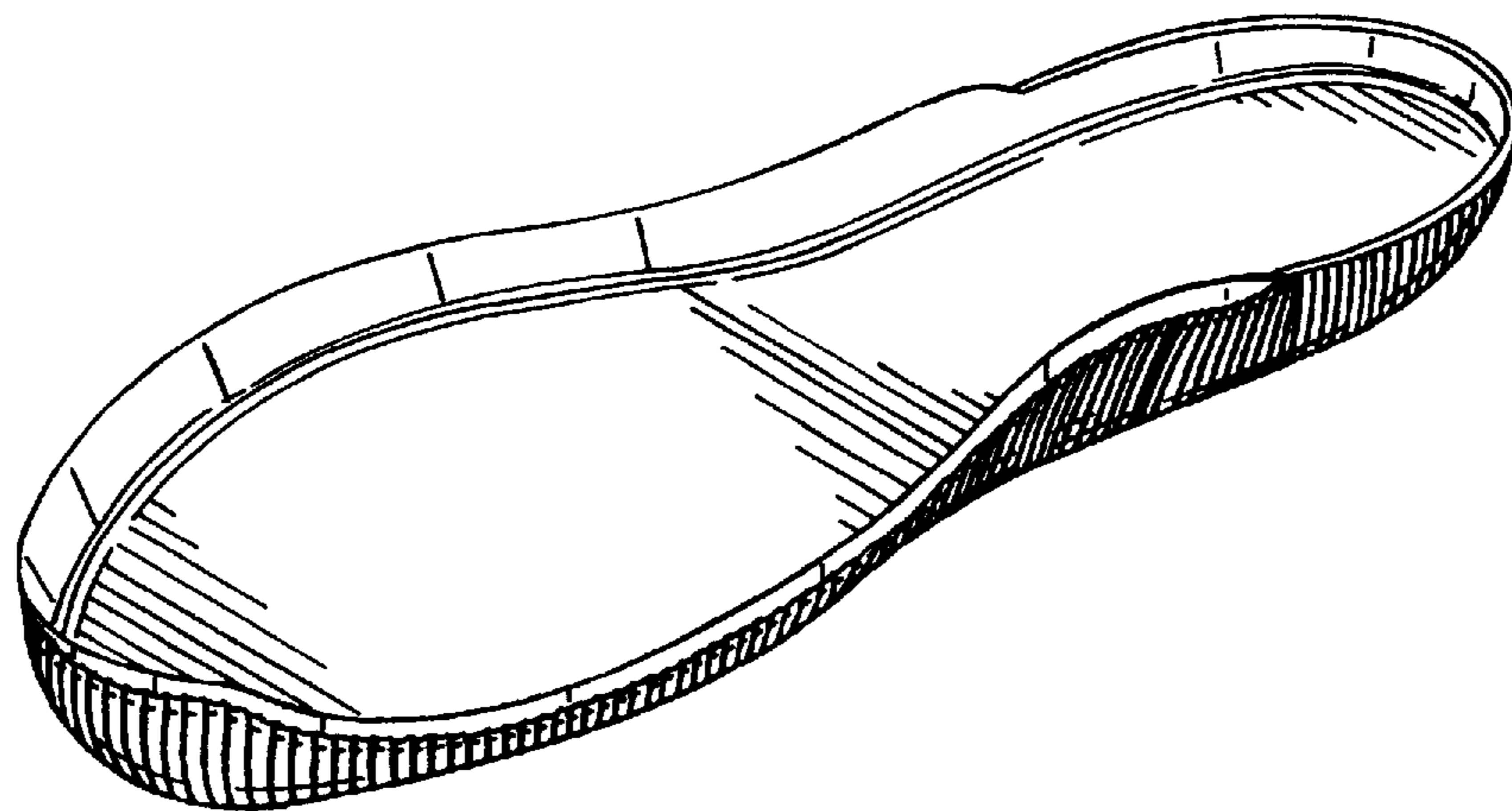


FIG. 2




FIG. 3




FIG. 4




FIG. 5




FIG. 6

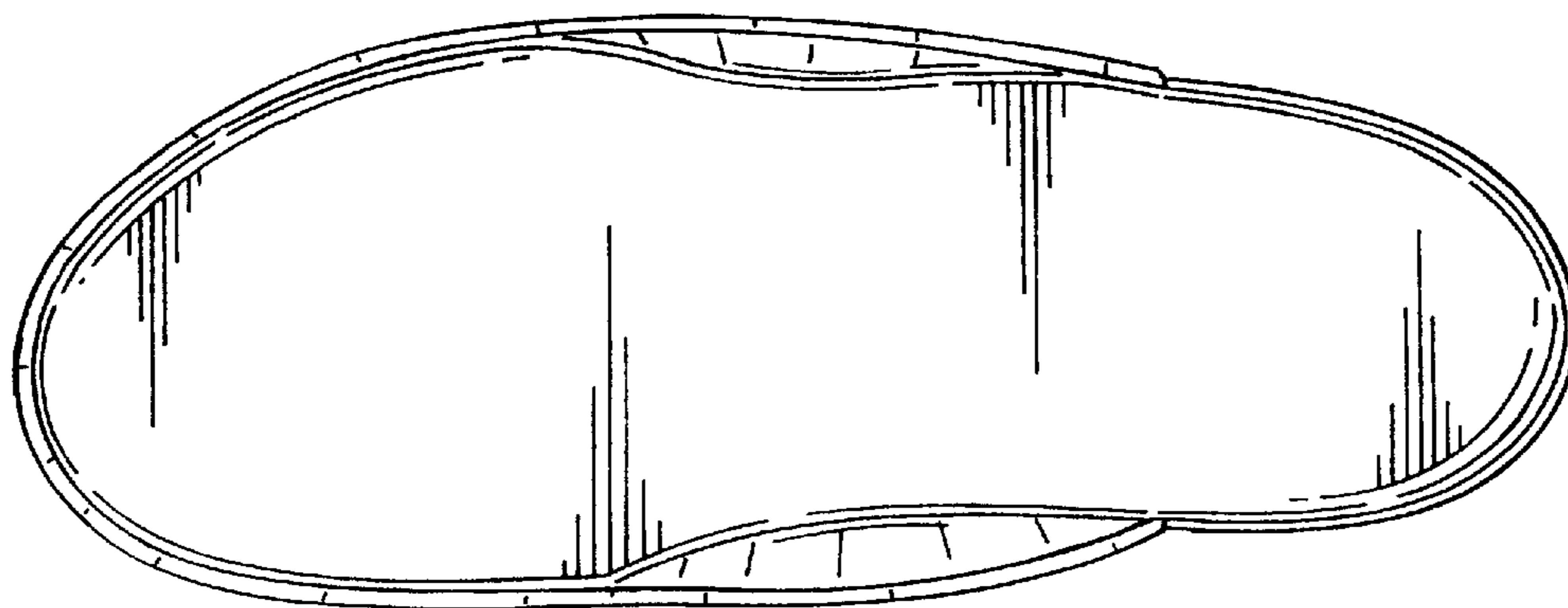


FIG. 7

