



US00D395531S

# United States Patent [19] Mandell et al.

[11] Patent Number: **Des. 395,531**  
[45] Date of Patent: **\*\*Jun. 23, 1998**

[54] **MOP BUCKET**  
[75] Inventors: **Jon Mandell**, Hattiesburg, Miss.; **Vicky Michael**, Middletown, Va.; **Michael Roby**; **Glen E. Tomblin**, both of Winchester, Va.

5,199,571 4/1993 Wolff et al. .... 206/518  
5,333,353 8/1994 Taylor ..... 15/264  
5,440,778 8/1995 DeGuzman ..... 15/260  
5,548,865 8/1996 Pagani ..... 15/262  
5,615,447 4/1997 Hardesty et al. .... 15/264

[73] Assignee: **Rubbermaid Commerical Products Inc.**, Winchester, Va.  
[\*\*] Term: **14 Years**

### OTHER PUBLICATIONS

P. 14, Mop buckets; Continental Manufacturing Co, 123 Byassee Drive, Hazelwood, Missouri 63042. Publication date 1995.  
Pp. 6, 7 and 8, Mop buckets; White Mop Wringer Co., 10702 North 46th Street, Tampa, Florida 33617. Published at least as early as Jan. 16, 1995.  
P. 1, Mop buckets; S. Marino Manufacturing Ltd., Concord, Ontario, Canada L4K 4L5. Published at least as early as Nov. 7, 1994.  
P. 17, Mop buckets; Rubbermaid Commercial Products Inc., 3124 Valley Avenue, Winchester, Virginia 22601. Publication date Feb., 1978.  
P. 30, Mop buckets; Rubbermaid Commercial Products Inc., 3124 Valley Avenue, Winchester, Virginia 22601. Publication date May, 1989.  
P. 25, Mop buckets; Rubbermaid Commercial Products Inc., 3124 Valley Avenue, Winchester, Virginia 22601. Publication date 1992.  
P. 27, Mop buckets; Rubbermaid Incorporated, 1147 Akron Road, Wooster, Ohio 44691. Publication date 1990.

[21] Appl. No.: **65,508**  
[22] Filed: **Jan. 27, 1997**

[51] **LOC (6) Cl.** ..... **07-07**  
[52] **U.S. Cl.** ..... **D32/53**  
[58] **Field of Search** ..... D32/53, 53.1, D32/54; 15/260, 262, 264; 220/694-702, 904

### [56] References Cited

#### U.S. PATENT DOCUMENTS

D. 216,277	12/1969	James	.....	D32/53
D. 233,003	10/1974	Karn, Jr. et al.	.....	D7/187
D. 248,610	7/1978	Schwartz	.....	D7/187
D. 270,961	10/1983	Hawkins et al.	.....	D32/53
D. 286,096	10/1986	Jaros et al.	.....	D32/53.1
D. 289,452	4/1987	Fuller	.....	D30/13
D. 292,836	11/1987	Juergens	.....	D32/53
D. 296,833	7/1988	Slattery et al.	.....	D32/53
D. 296,948	7/1988	Fuller	.....	D32/53
D. 320,295	9/1991	Delmerico	.....	D32/53
D. 344,379	2/1994	Clark, Jr.	.....	D32/53
D. 345,236	3/1994	Chen	.....	D32/53
D. 348,129	6/1994	Wolff	.....	D32/53
D. 348,130	6/1994	Miller	.....	D32/53
D. 353,241	12/1994	Breen	.....	D32/53
D. 355,736	2/1995	Licari	.....	D32/53
D. 374,321	10/1996	Mandell et al.	.....	D32/53
1,486,284	3/1924	Eiffe	.	
3,747,154	7/1973	O'Neil	.....	15/264
3,756,451	9/1973	Popeil	.....	220/96
4,713,859	12/1987	Smith, Jr.	.....	15/264
4,716,619	1/1988	Young	.....	15/262
4,815,160	3/1989	Smith, Jr.	.....	15/264
4,908,904	3/1990	Smith, Jr.	.....	15/264

*Primary Examiner*—Alan P. Douglas  
*Assistant Examiner*—Robin V. Taylor  
*Attorney, Agent, or Firm*—Richard B. O'Planick; Lisa B. Riedesel

### [57] CLAIM

The ornamental design for a mop bucket, as shown and described.

### DESCRIPTION

FIG. 1 is a top left front perspective view of a mop bucket showing our new design;  
FIG. 2 is a top plan view thereof;  
FIG. 3 is a rear elevational view thereof;  
FIG. 4 is a front elevational view thereof;  
FIG. 5 is a left side elevational view thereof; the right side elevational view being a mirror image;  
FIG. 6 is a bottom plan view thereof;

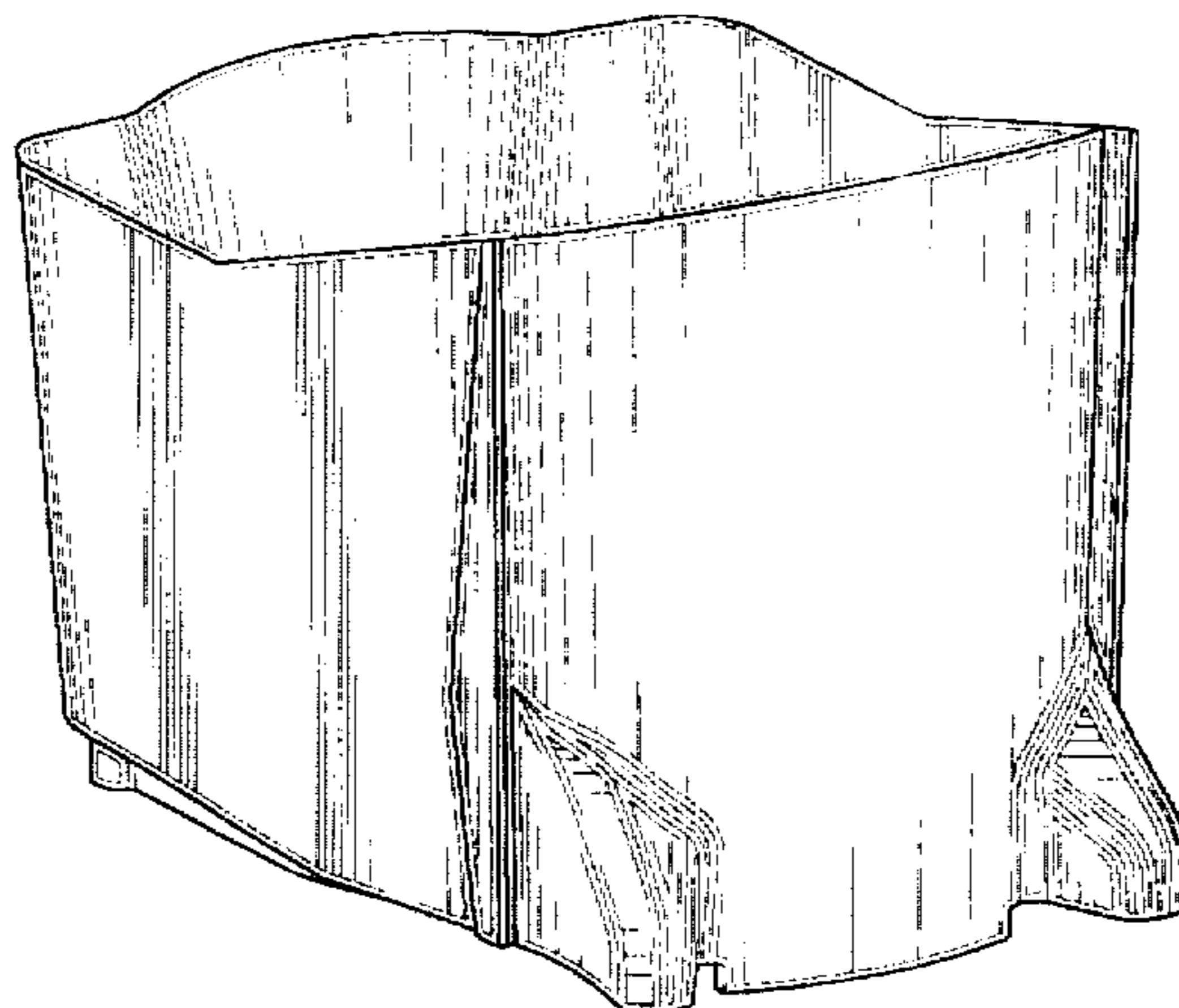


FIG. 7 is a top left front perspective view of a mop bucket shown with the environmental unclaimed features removed;  
FIG. 8 is a top plan view of FIG. 7;  
FIG. 9 is a rear elevational view of FIG. 7;  
FIG. 10 is a front elevational view of FIG. 7;  
FIG. 11 is a left side elevational view of FIG. 7; the right side elevational view being a mirror image; and,

FIG. 12 is a bottom plan view of FIG. 7.  
The broken line portions of FIGS. 1 through 7 are for illustrative purposes only and form no part of the claimed design.

**1 Claim, 12 Drawing Sheets**

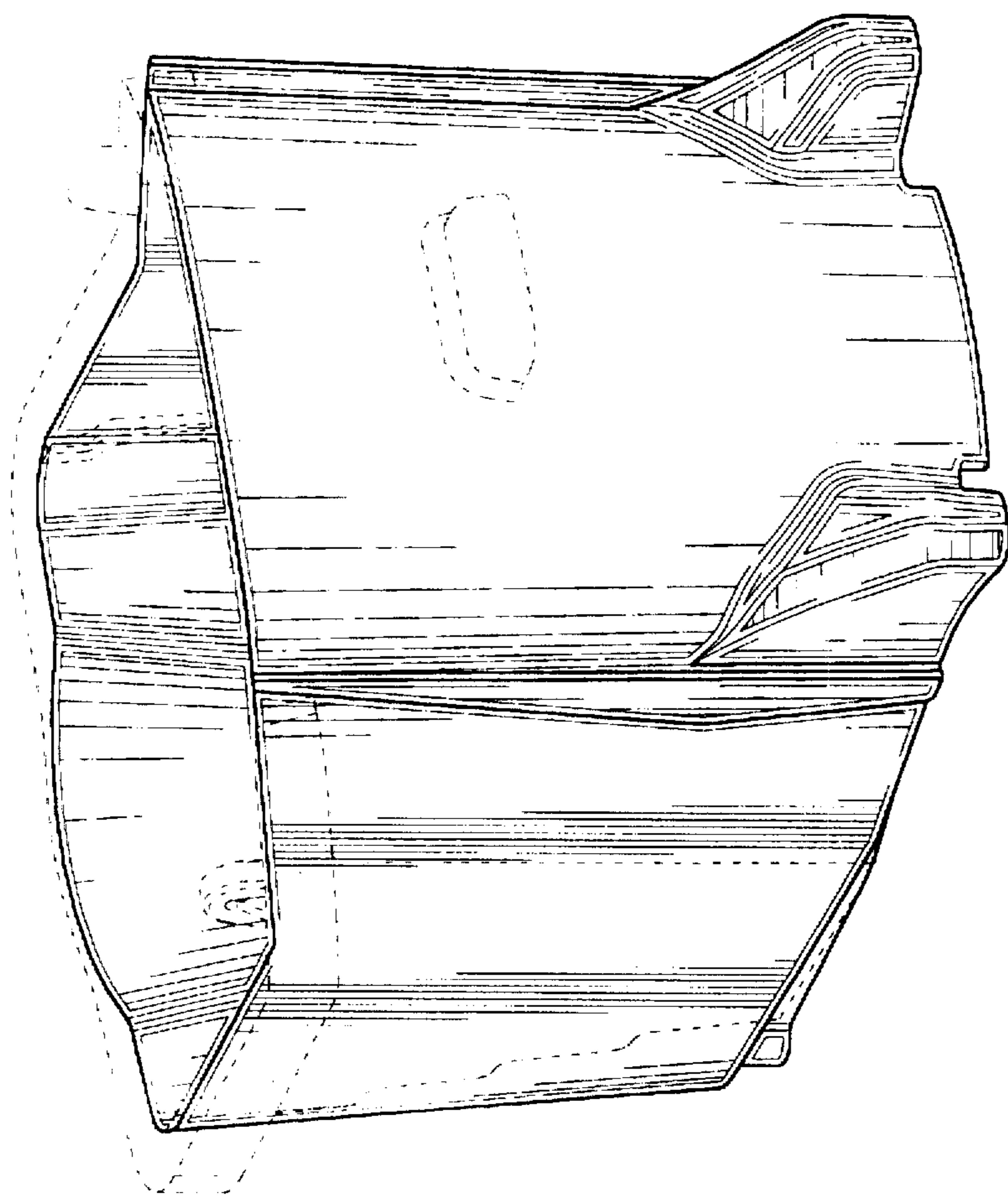


FIG. 1

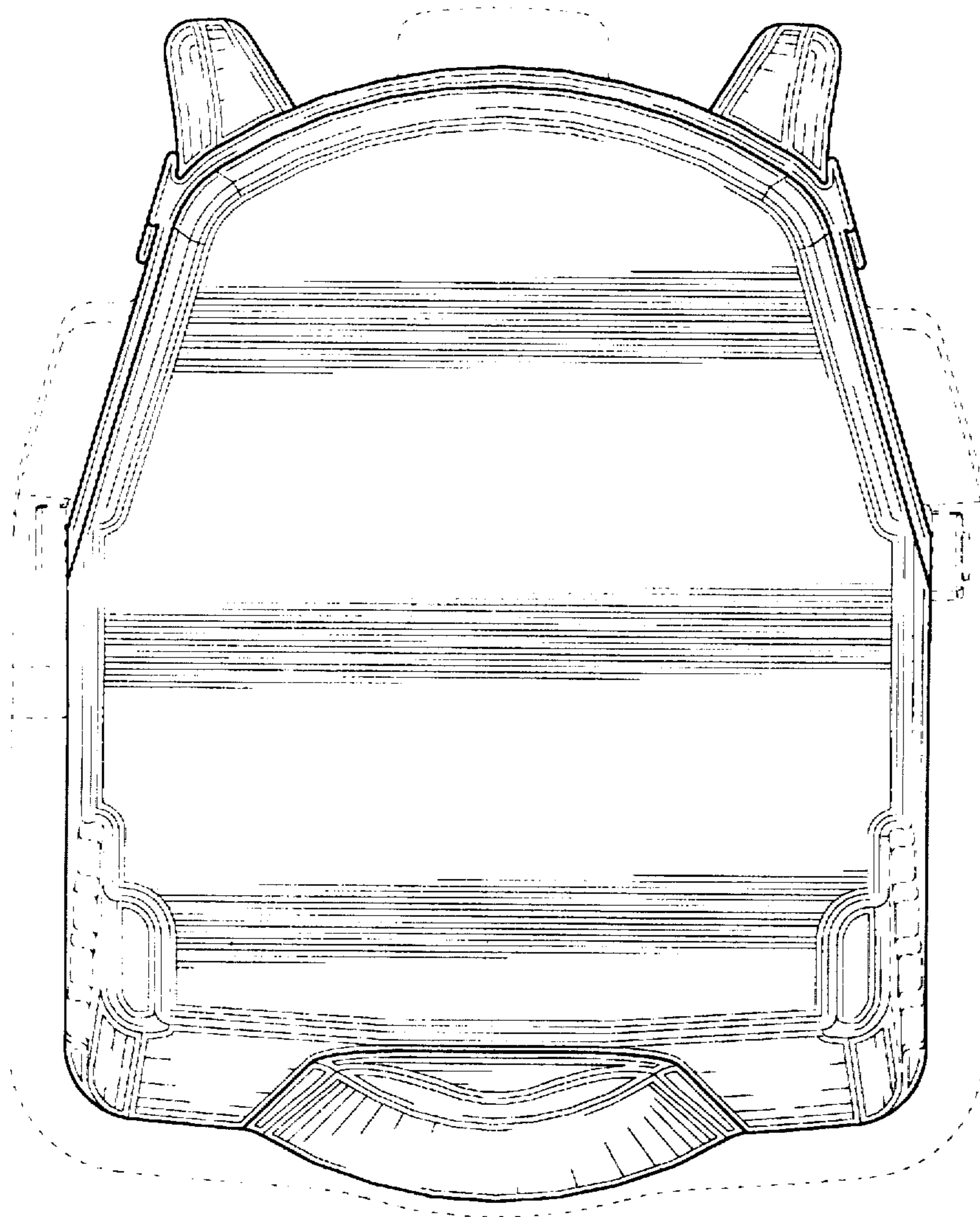


FIG. 2




FIG. 3

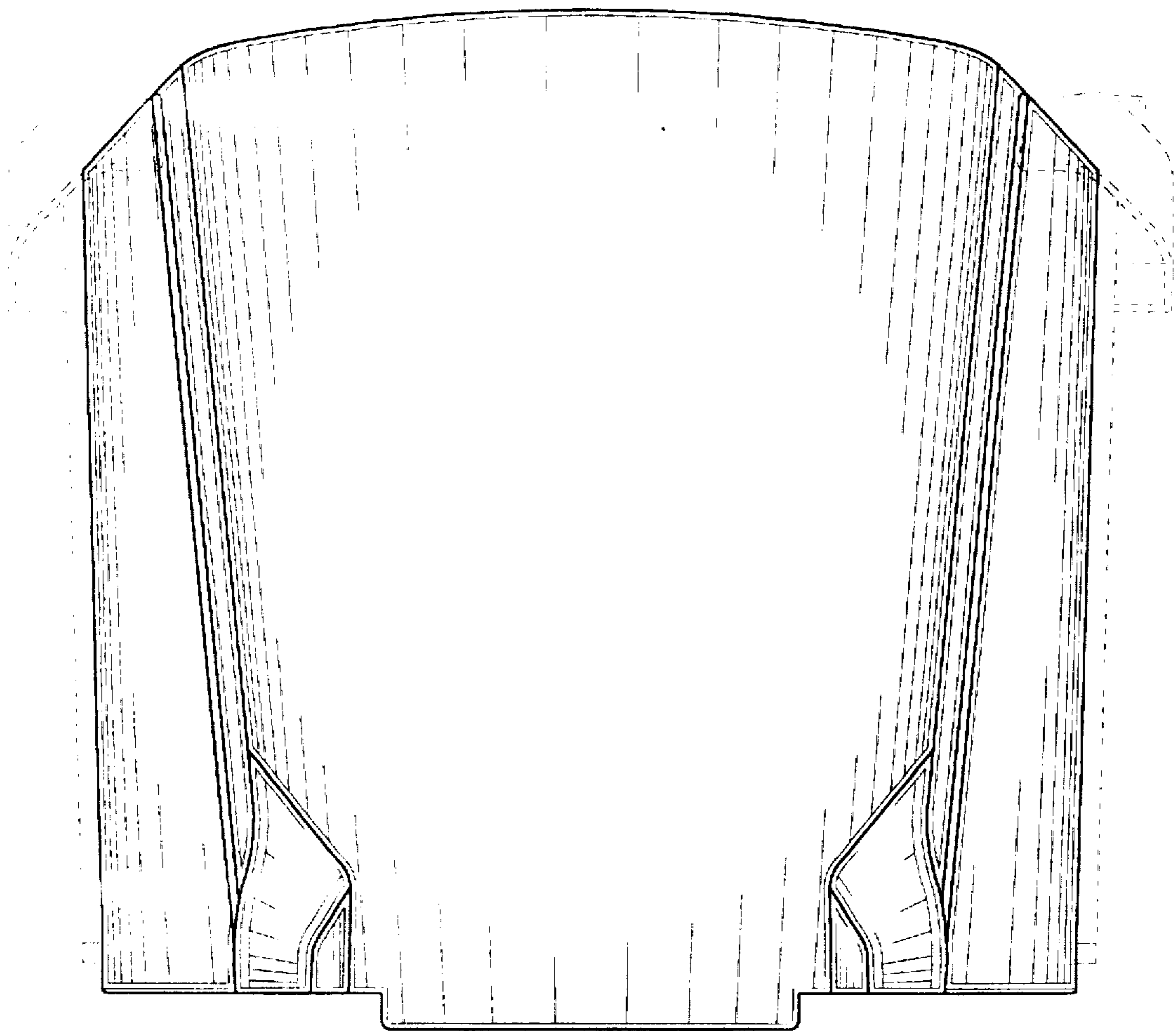


FIG. 4

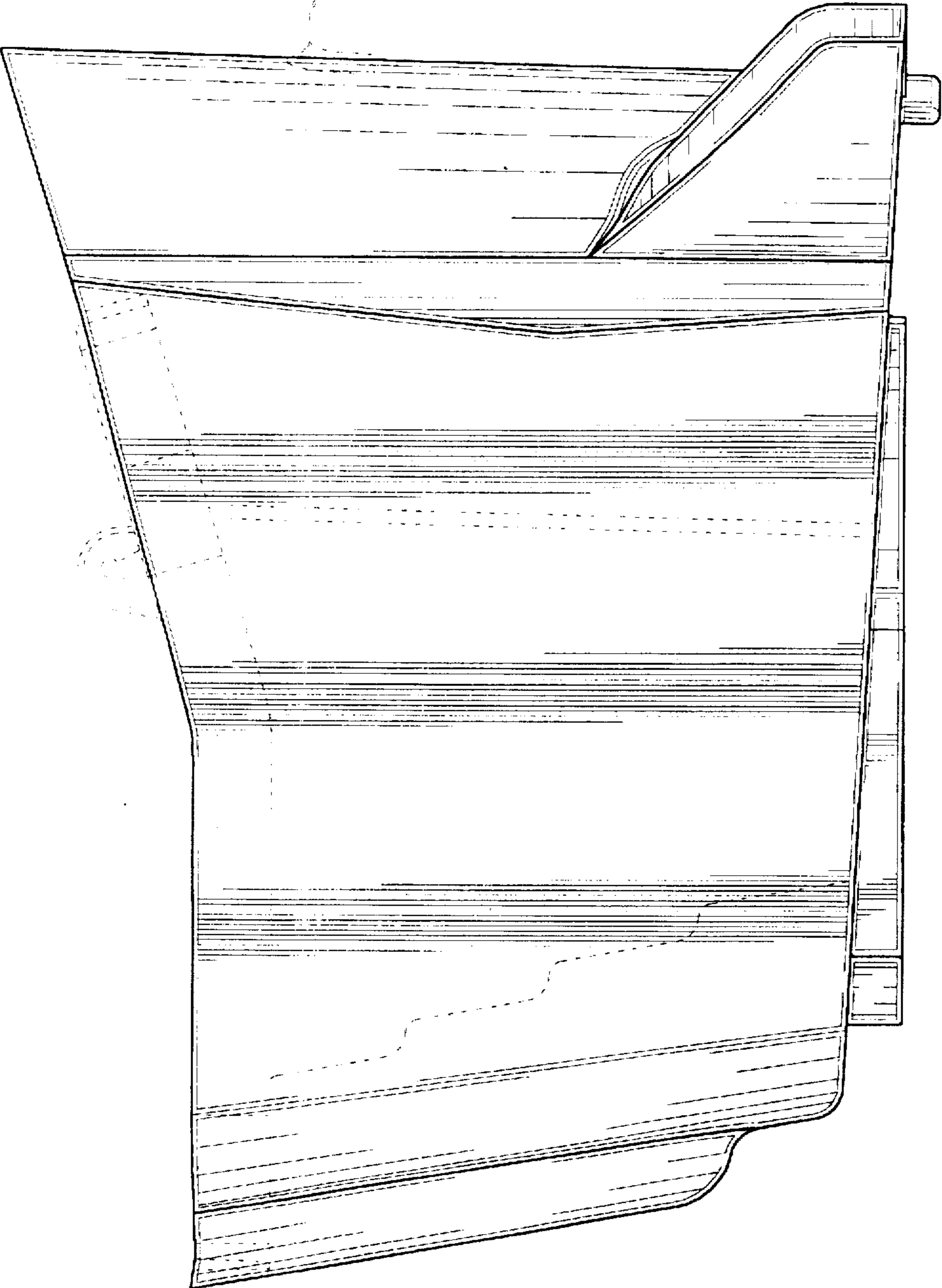


FIG. 5

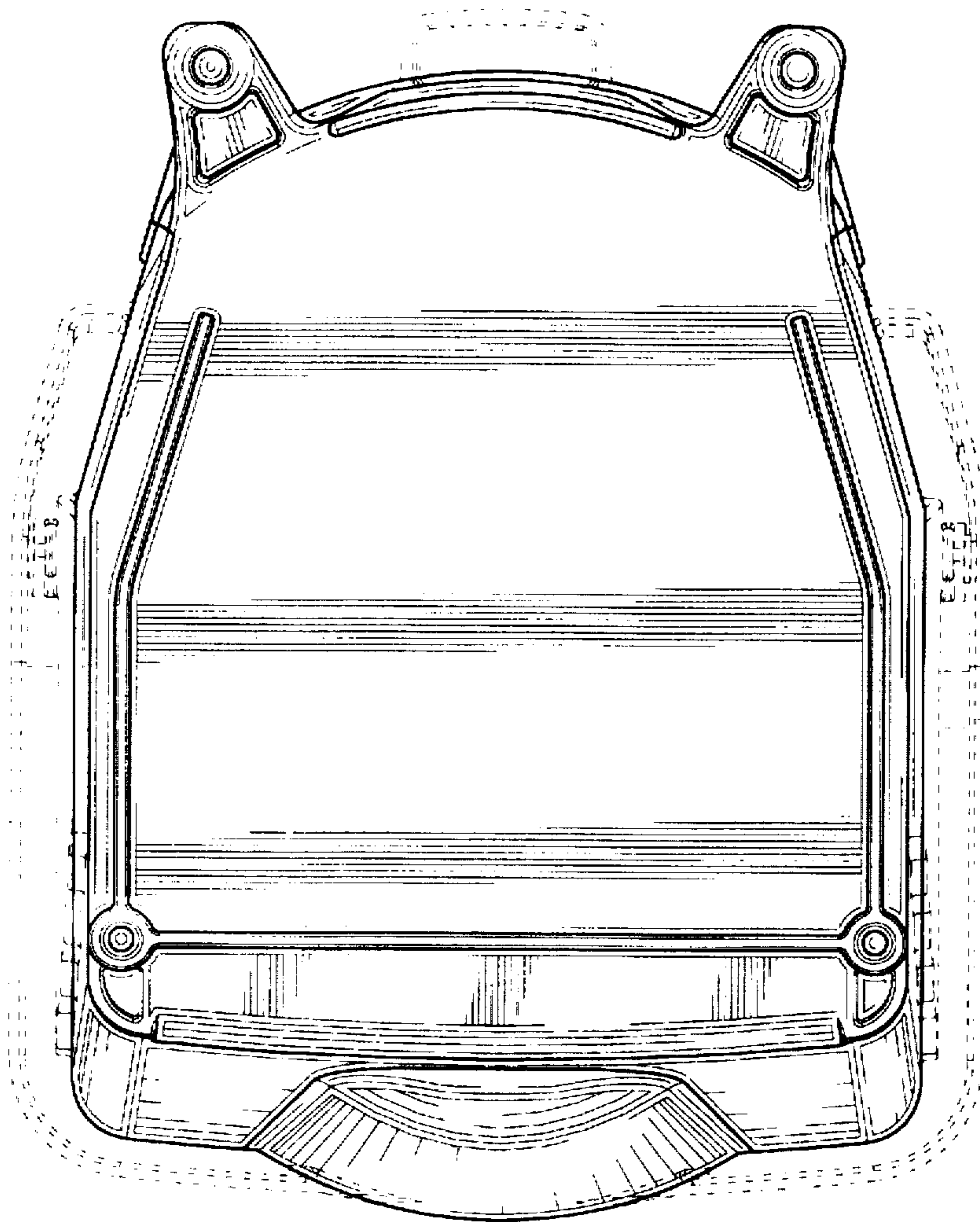


FIG. 6



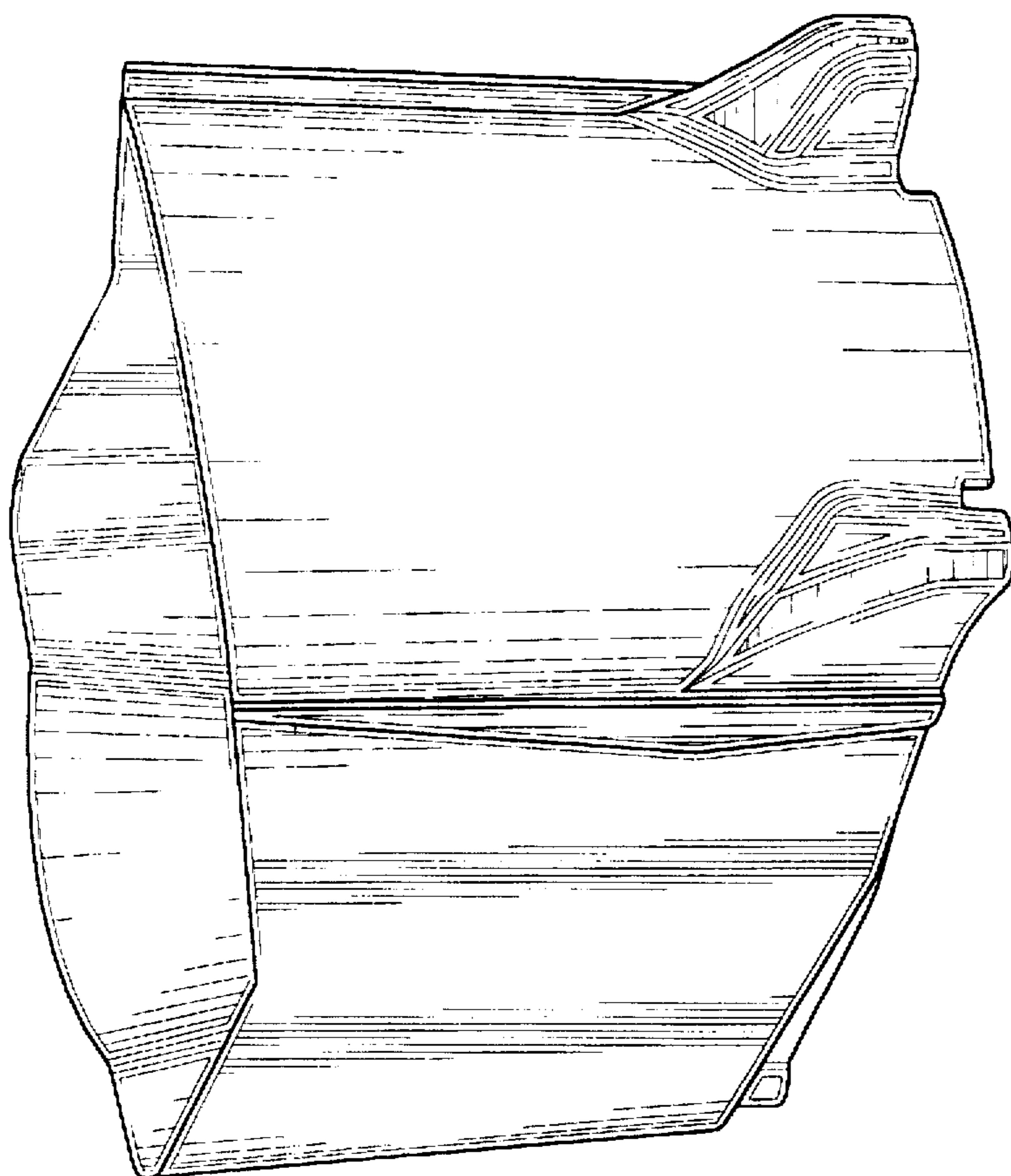


FIG. 7




FIG. 8

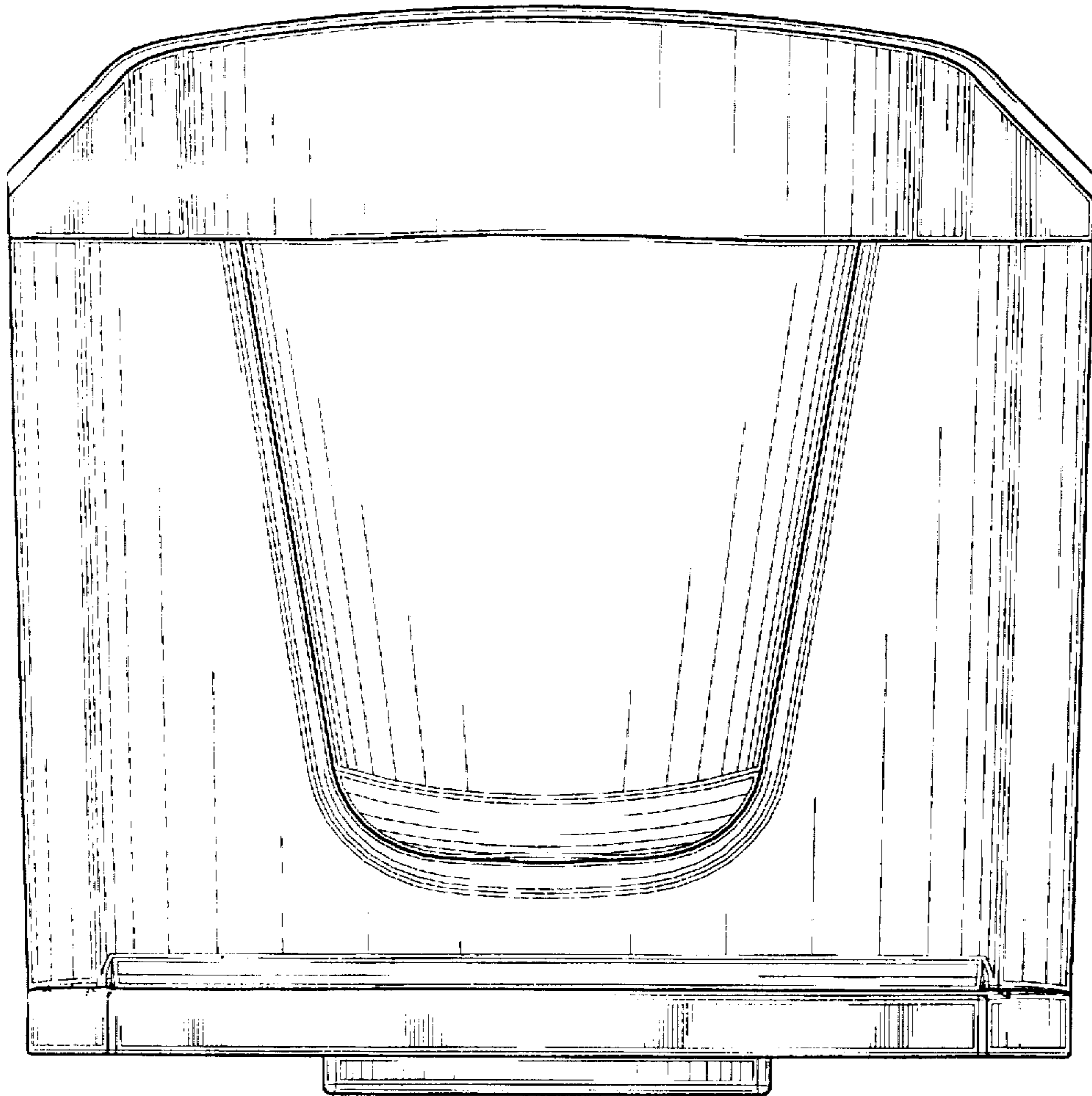


FIG. 9

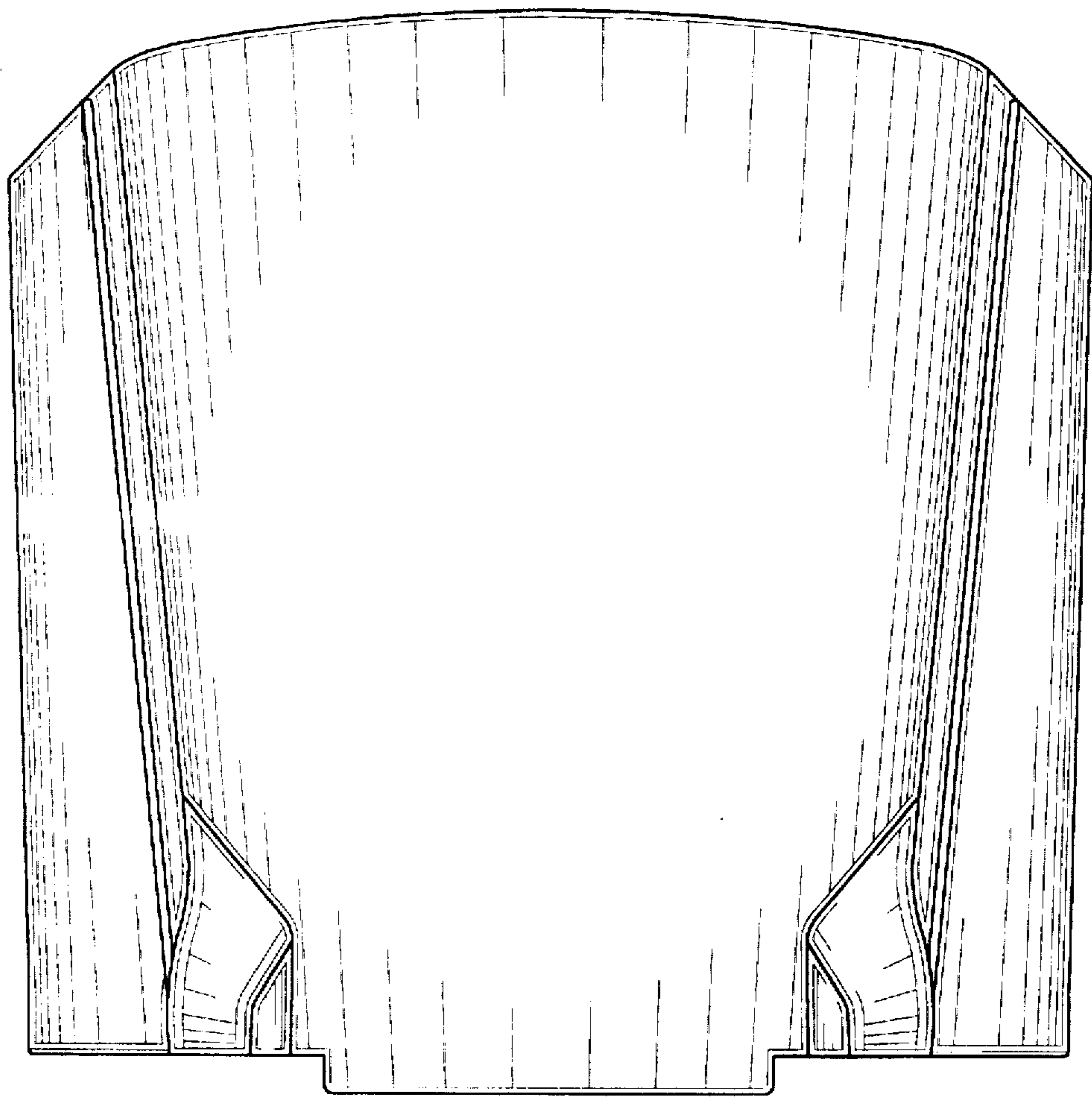


FIG. 10

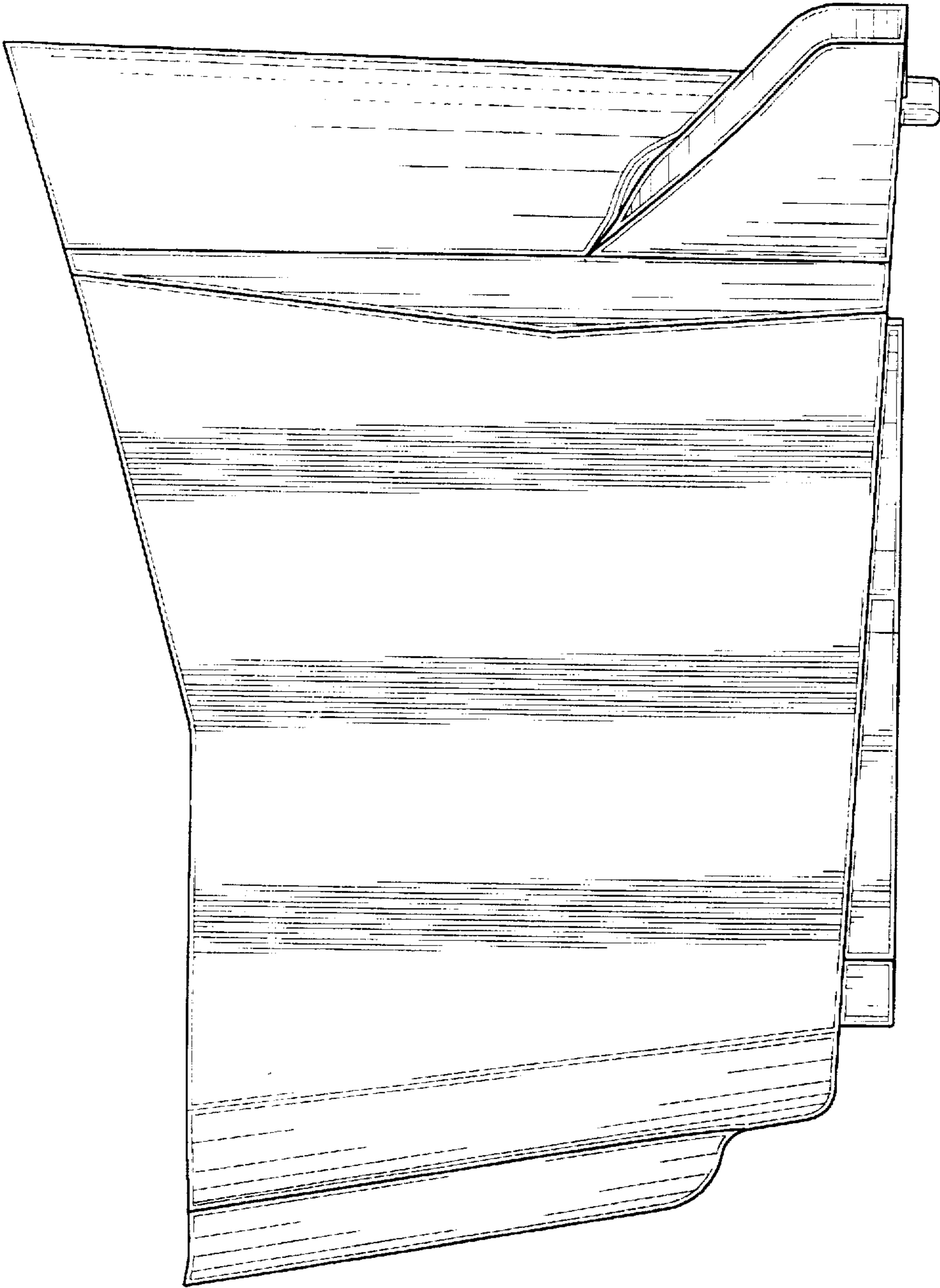


FIG. 11




FIG. 12