



US00D395530S

# United States Patent [19]

Mandell et al.

[11] Patent Number: **Des. 395,530**

[45] Date of Patent: **\*\*Jun. 23, 1998**

[54] **MOP BUCKET SIDEWALL**

[75] Inventors: **Jon Mandell**, Hattiesburg, Miss.; **Vicky Michael**, Middletown, Va.; **Michael Roby**; **Glen E. Tomblin**, both of Winchester, Va.

5,199,571 4/1993 Wolff et al. .... 206/518  
 5,333,353 8/1994 Taylor ..... 15/264  
 5,440,778 8/1995 DeGuzman ..... 15/260  
 5,548,865 8/1996 Pagani ..... 15/262  
 5,615,447 4/1997 Hardesty et al. .... 15/264

[73] Assignee: **Rubbermaid Commercial Products Inc.**, Winchester, Va.

[\*\*] Term: **14 Years**

[21] Appl. No.: **65,507**

[22] Filed: **Jan. 27, 1997**

[51] **LOC (6) Cl.** ..... **07-07**

[52] **U.S. Cl.** ..... **D32/53**

[58] **Field of Search** ..... D32/53, 53.1, D32/54; 15/260, 262, 264; 220/694-702, 904

### OTHER PUBLICATIONS

P. 14. Mop bucket sidewalls; Continental Manufacturing Co, 123 Byassee Drive, Hazelwood, Missouri 63042. Publication date 1995.

Pp. 6, 7 and 8. Mop bucket sidewalls; White Mop Wringer Co., 10702 North 46th Street, Tampa, Florida 33617. Published at least as early as Jan. 16, 1995.

P. 1. Mop bucket sidewalls; S. Marino Manufacturing Ltd., Concord, Ontario, Canada L4K 4L5. Published at least as early as Nov. 7, 1994.

P. 17. Mop bucket sidewalls; Rubbermaid Commercial Products Inc., 3124 Valley Avenue, Winchester, Virginia 22601. Publication date Feb., 1978.

P. 30. Mop bucket sidewalls; Rubbermaid Commercial Products Inc., 3124 Valley Avenue, Winchester, Virginia 22601. Publication date May, 1989.

P. 25. Mop bucket sidewalls; Rubbermaid Commercial Products Inc., 3124 Valley Avenue, Winchester, Virginia 22601. Publication date 1992.

P. 27. Mop bucket sidewalls; Rubbermaid Incorporated, 1147 Akron Road, Wooster, Ohio 44691. Publication date 1990.

*Primary Examiner*—Alan P. Douglas  
*Assistant Examiner*—Robin V. Taylor  
*Attorney, Agent, or Firm*—Richard B. O'Planick; Lisa B. Riedesel

### [56] References Cited

#### U.S. PATENT DOCUMENTS

- D. 216,277 12/1969 James ..... D32/53
- D. 233,003 10/1974 Karn, Jr. et al. .... D7/187
- D. 248,610 7/1978 Schwartz ..... D7/187
- D. 270,961 10/1983 Hawkins et al. .... D32/53
- D. 286,096 10/1986 Jaros et al. .... D32/53.1
- D. 289,452 4/1987 Fuller ..... D30/13
- D. 292,836 11/1987 Juergens ..... D32/53
- D. 296,833 7/1988 Slattery et al. .... D32/53
- D. 296,948 7/1988 Fuller ..... D32/53
- D. 320,295 9/1991 Delmerico ..... D32/53
- D. 344,379 2/1994 Clark, Jr. .... D32/53
- D. 345,236 3/1994 Chen ..... D32/53
- D. 348,129 6/1994 Wolff ..... D32/53
- D. 348,130 6/1994 Miller ..... D32/53
- D. 353,241 12/1994 Breen ..... D32/53
- D. 355,736 2/1995 Licari ..... D32/53
- D. 374,321 10/1996 Mandell et al. .... D32/53
- 1,486,284 3/1924 Eiffe .
- 3,747,154 7/1973 O'Neil ..... 15/264
- 3,756,451 9/1973 Popeil ..... 220/96
- 4,713,859 12/1987 Smith, Jr. .... 15/264
- 4,716,619 1/1988 Young ..... 15/262
- 4,815,160 3/1989 Smith, Jr. .... 15/264
- 4,908,904 3/1990 Smith, Jr. .... 15/264

### [57] CLAIM

The ornamental design for a mop bucket sidewall, as shown and described.

### DESCRIPTION

FIG. 1 is a top left front perspective view of a mop bucket sidewall showing our new design;

FIG. 2 is a top plan view thereof;

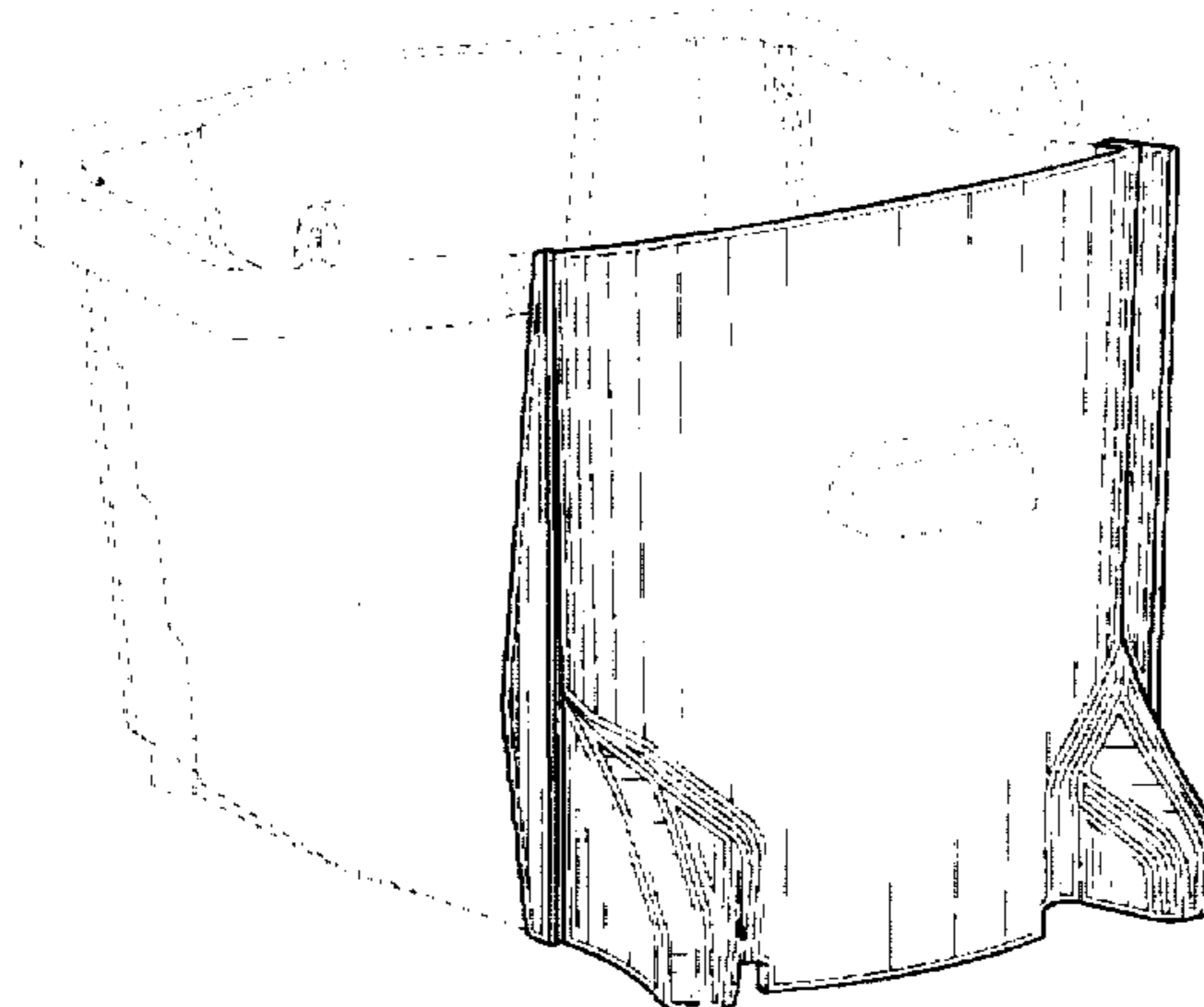


FIG. 3 is a rear elevational view thereof;  
FIG. 4 is a front elevational view thereof;  
FIG. 5 is a left side elevational view thereof; the right side  
elevational view being a mirror image; and,  
FIG. 6 is a bottom plan view thereof.

The broken line portions are for illustrative purposes only  
and form no part of the claimed design.

**1 Claim, 6 Drawing Sheets**

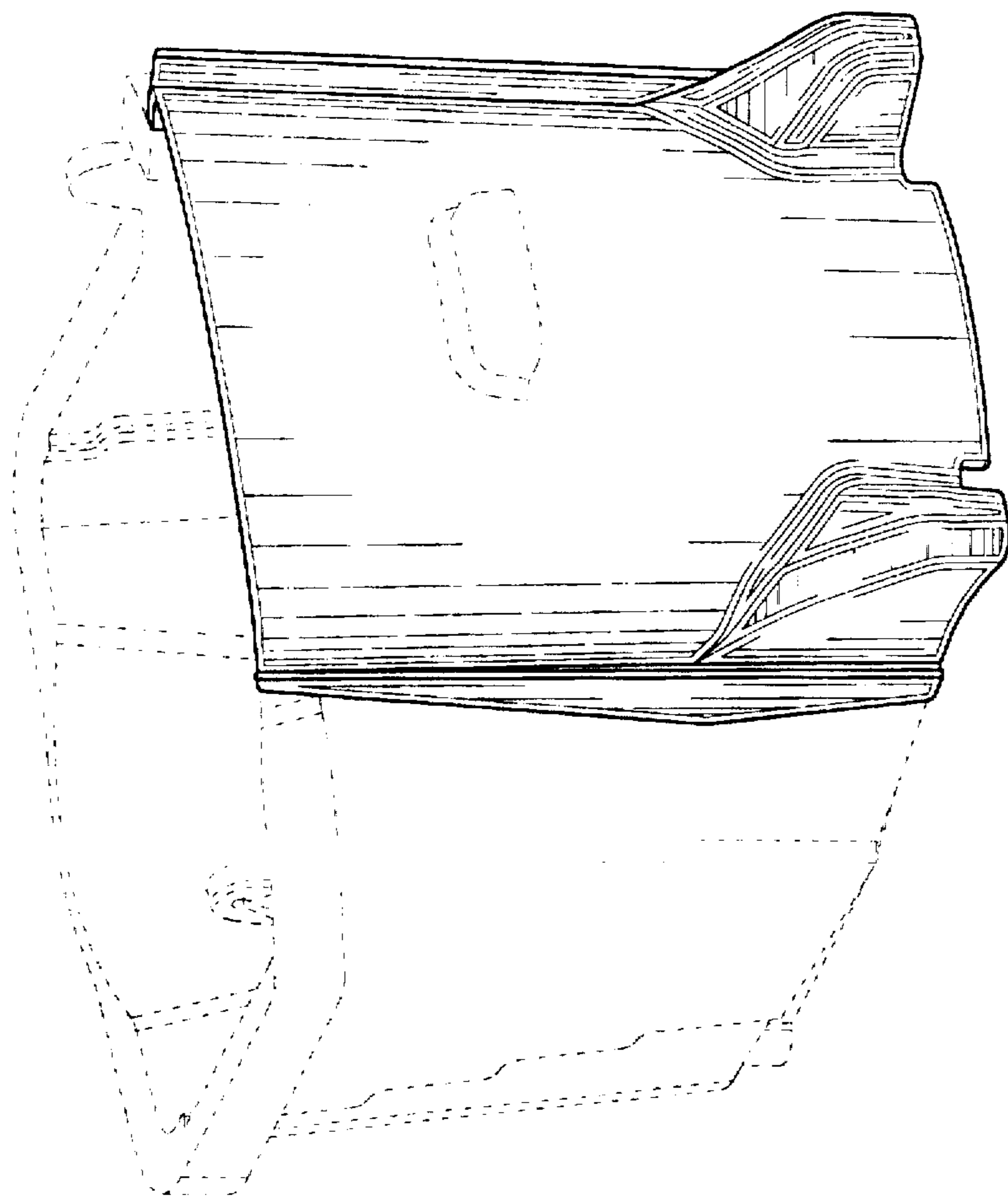


FIG. 1

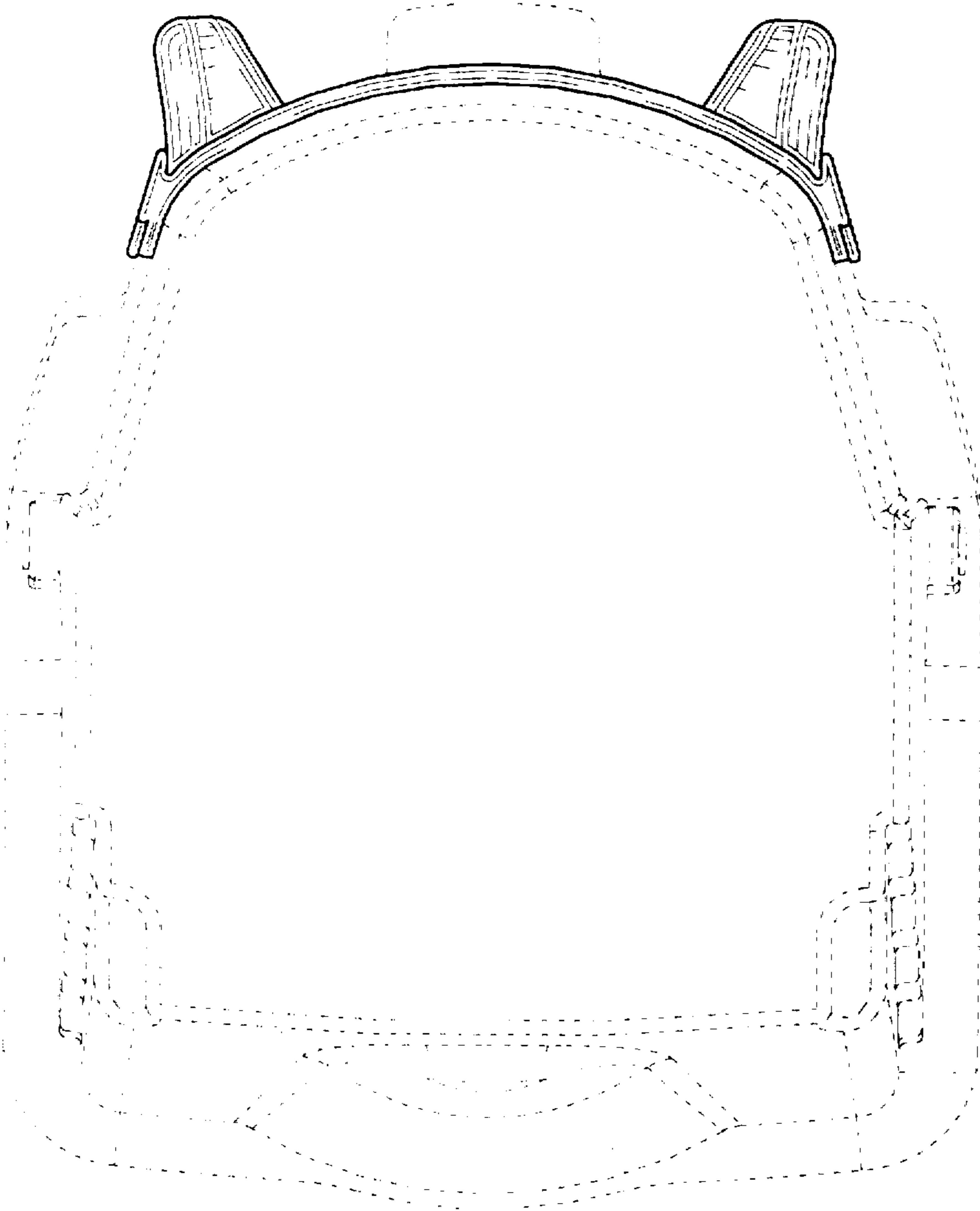


FIG. 2

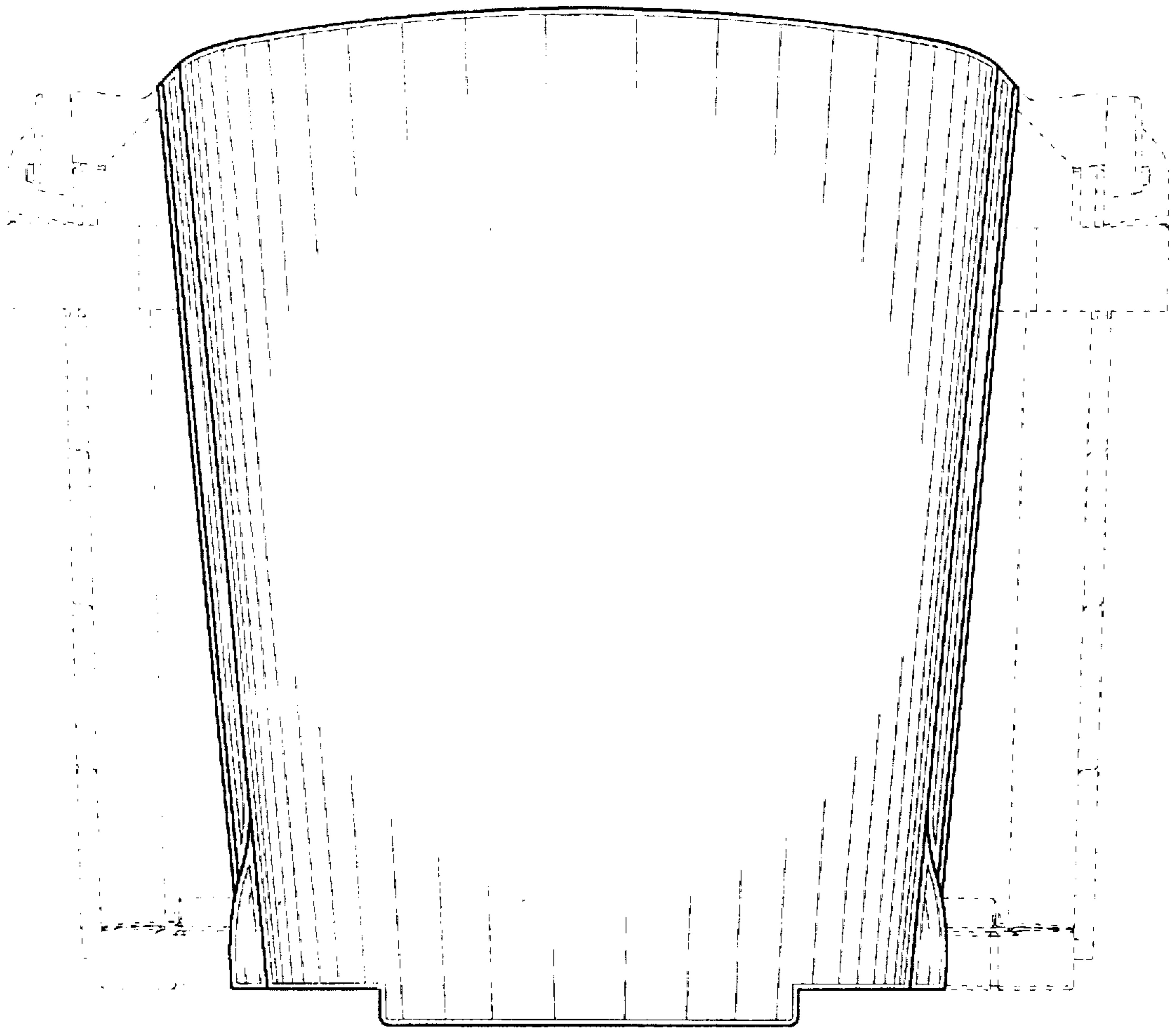


FIG. 3

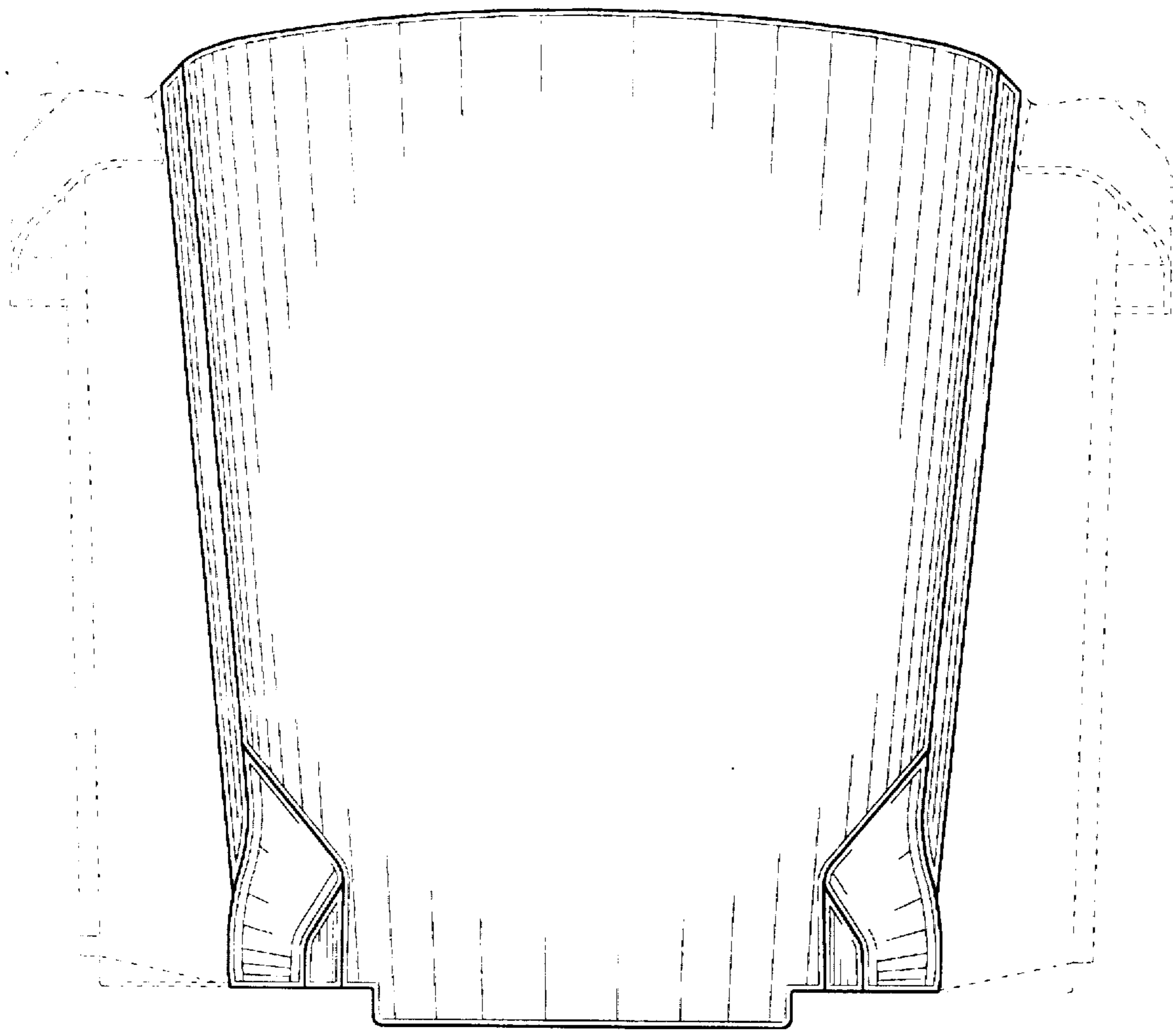


FIG. 4

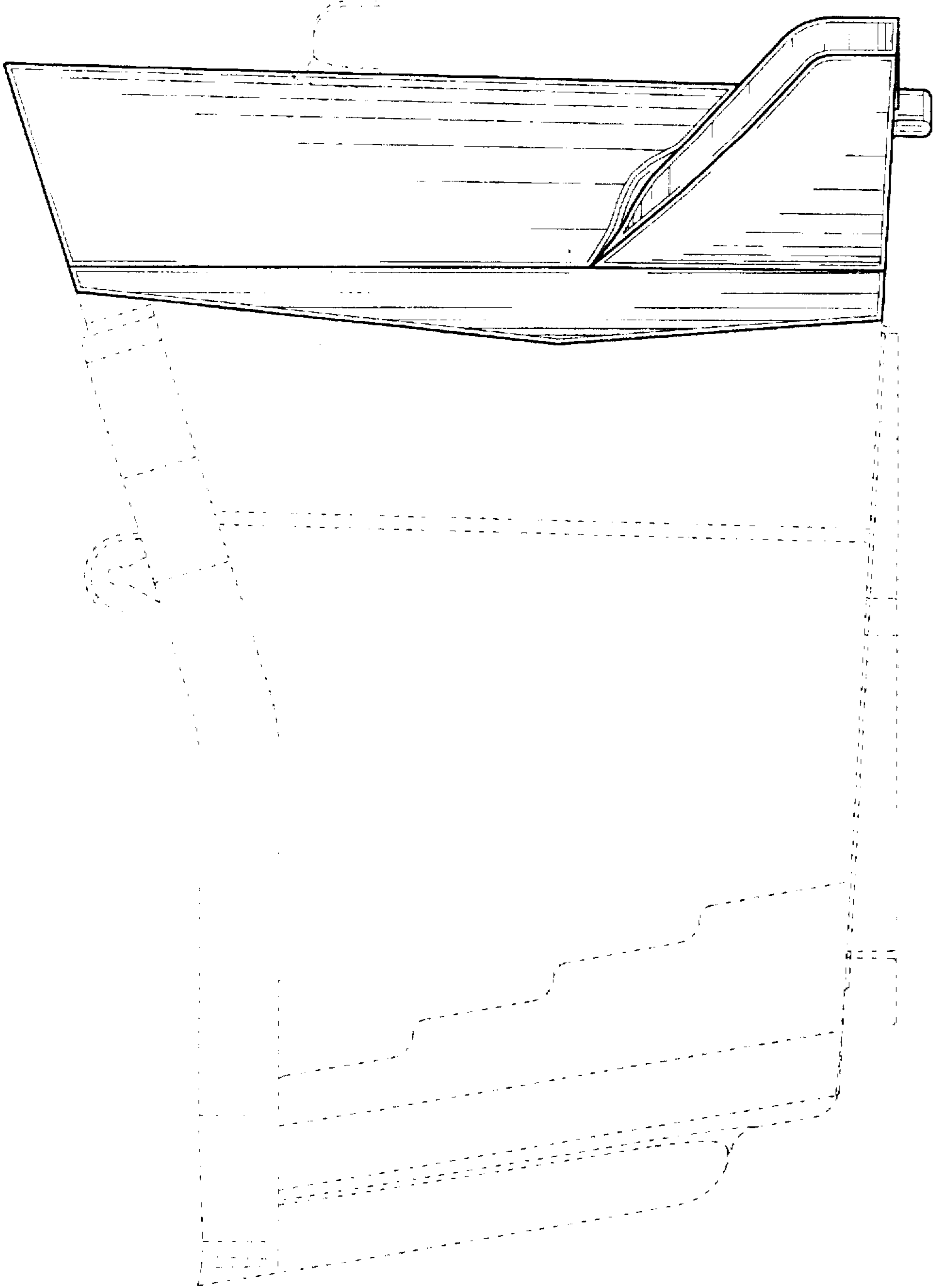


FIG. 5

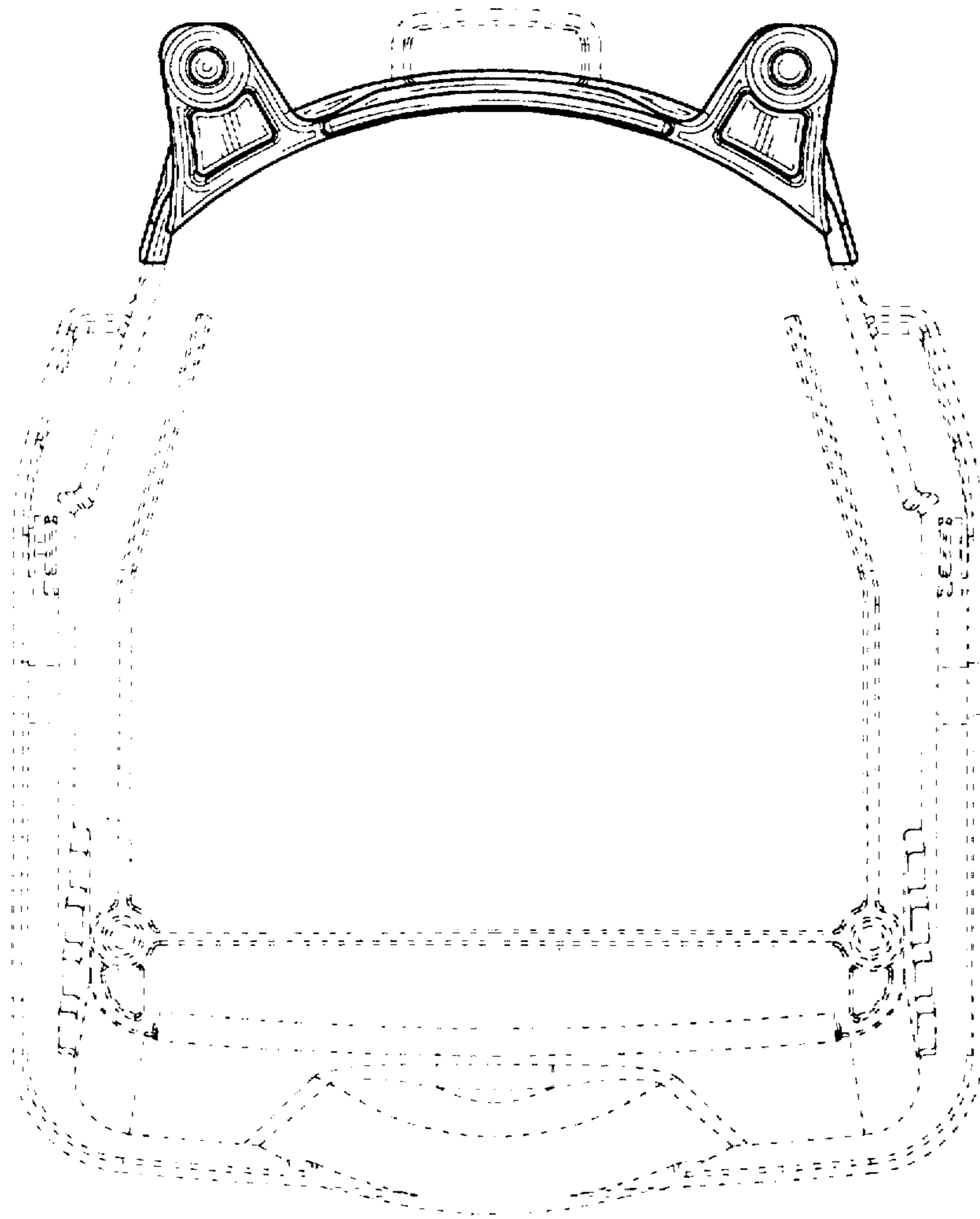


FIG. 6