



US00D395528S

United States Patent [19]

Mayer et al.

[11] **Patent Number: Des. 395,528**

[45] **Date of Patent: **Jun. 23, 1998**

[54] **POST FOR USE IN A PLANT TRELLIS SYSTEM**

[75] Inventors: **James D. Mayer**, Northbrook;
Laurance C. Martin, III, Northfield,
both of Ill.

[73] Assignee: **Jame' Roll Form Products, Inc.**,
Franklin Park, Ill.

[**] Term: **14 Years**

[21] Appl. No.: **65,166**

[22] Filed: **Jan. 22, 1997**

[51] **LOC (6) Cl.** **25-01**

[52] **U.S. Cl.** **D25/131; D8/1**

[58] **Field of Search** **D25/126, 131;**
52/800.12, 720.2, 721.4, 731; 47/44, 47,
46; 248/221; 256/47-48; 211/119.01; D8/1

[56] **References Cited**

U.S. PATENT DOCUMENTS

| | | | | |
|------------|---------|---------------|-------|---------|
| D. 364,785 | 12/1995 | Archambear | | D25/131 |
| 1,928,432 | 9/1933 | Murton | . | |
| 3,080,149 | 3/1963 | Dilboue | | D25/131 |
| 3,307,305 | 3/1967 | Atkinson, Jr. | | 47/47 |
| 3,807,089 | 4/1974 | Senese | . | |
| 3,875,699 | 4/1975 | Lamarre | . | |
| 4,258,523 | 3/1981 | Waugh | . | |
| 4,329,811 | 5/1982 | Coulson | . | |

| | | | | |
|-----------|---------|---------------|-------|-------|
| 4,383,396 | 5/1983 | Waugh | . | |
| 4,503,636 | 3/1985 | Stuckey | . | |
| 4,519,162 | 5/1985 | Stuckey | . | |
| 5,067,274 | 11/1991 | Lewis | | 47/47 |
| 5,501,035 | 3/1996 | Downer et al. | . | |

Primary Examiner—Doris Clark
Attorney, Agent, or Firm—Fitch, Even, Tabin & Flannery

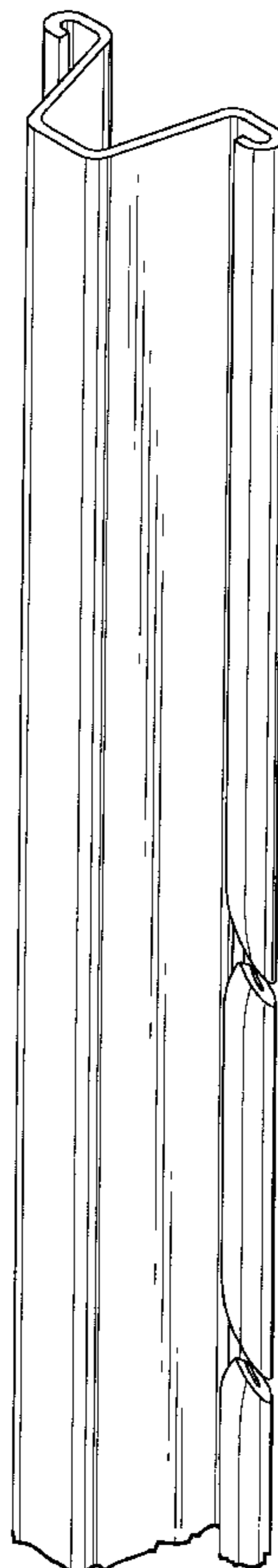
[57] **CLAIM**

The ornamental design for the post for use in a plant trellis system, as shown and described.

DESCRIPTION

FIG. 1 is a perspective view of a post for use in a plant trellis system in accordance with the present invention;
 FIG. 2 is a plan view of one end of the post for use in a plant trellis system illustrated in FIG. 1;
 FIG. 3 is a plan view of an end opposite the end illustrated in FIG. 2;
 FIG. 4 is a front elevational view of the post for use in a plant trellis system illustrated in FIG. 1;
 FIG. 5 is a rear elevational view of the post for use in a plant trellis system illustrated in FIG. 1;
 FIG. 6 is a elevational view of one side of the post for use in a plant trellis system illustrated in FIG. 1; and,
 FIG. 7 is a elevational view of an opposing side of the post for use in a plant trellis system illustrated in FIG. 1.
 The post for use in a plant trellis system is broken on the lower end to indicate indefinite length.

1 Claim, 4 Drawing Sheets



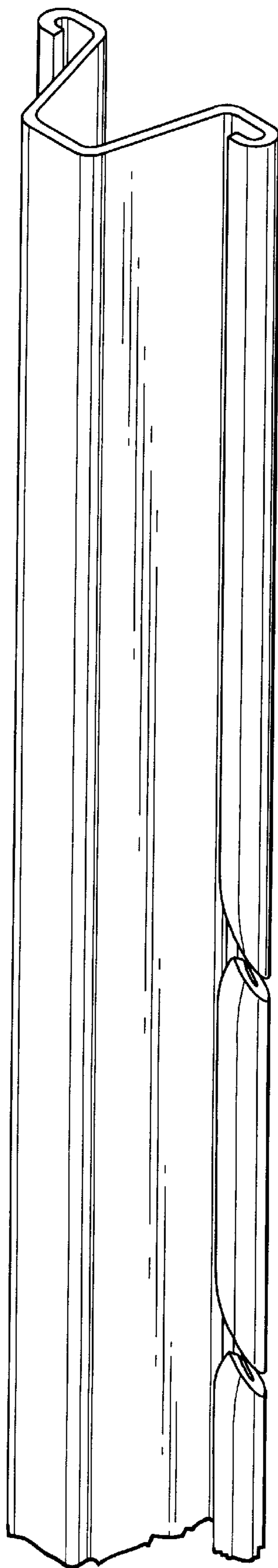


Fig. 1

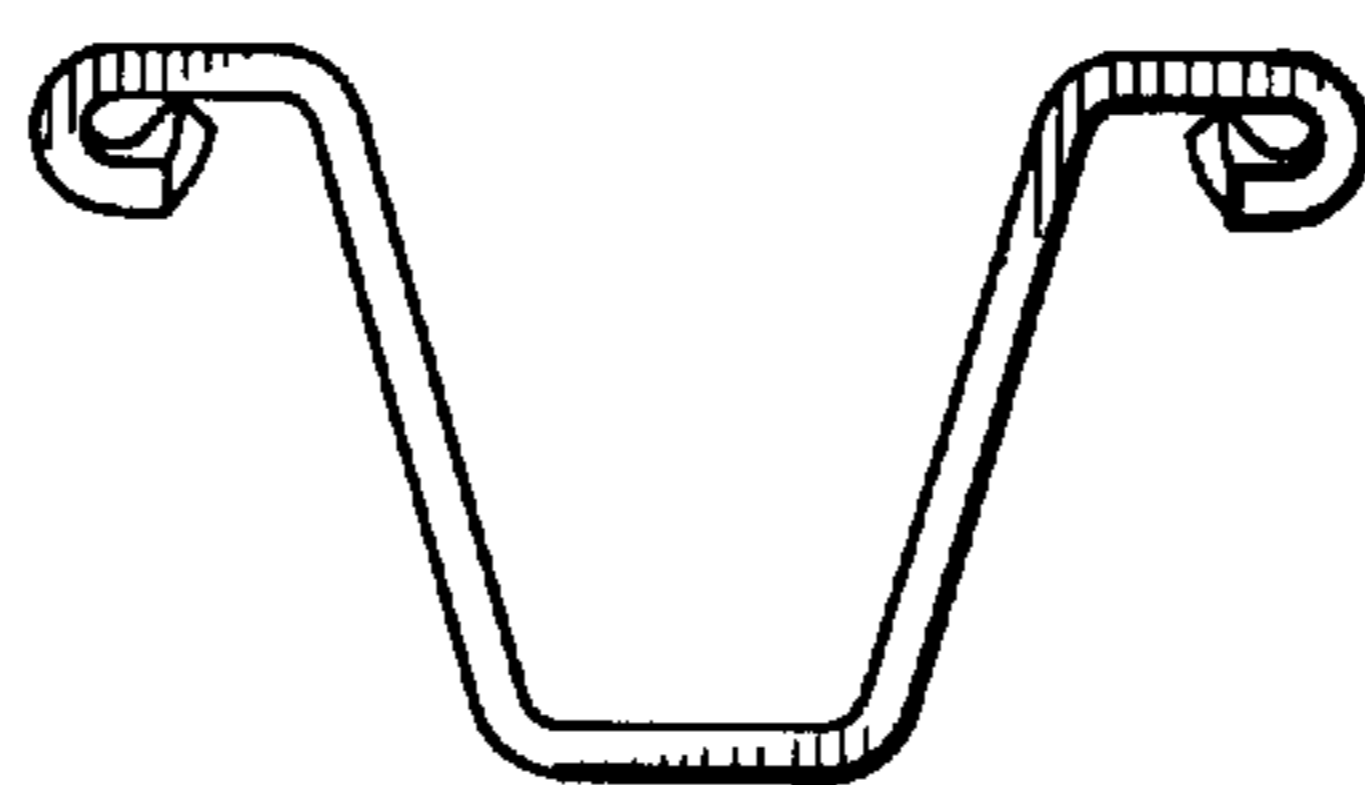


Fig. 2




Fig. 3

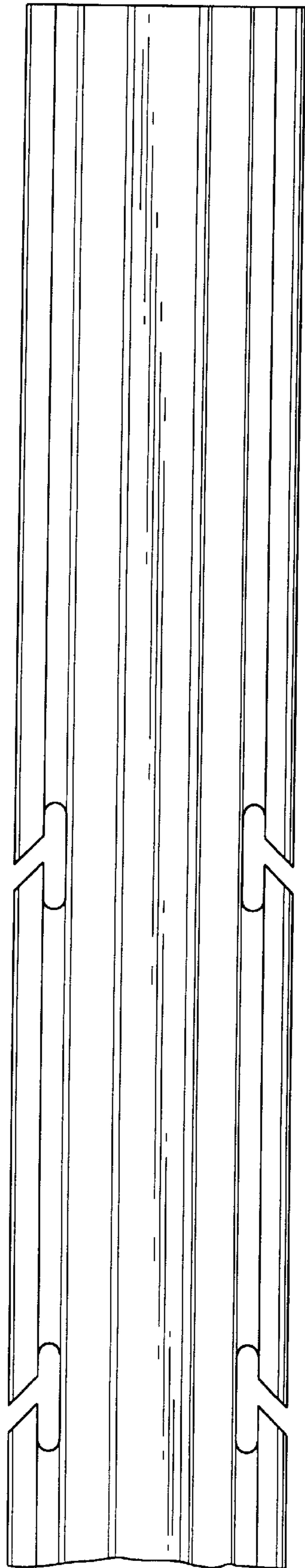


Fig. 4

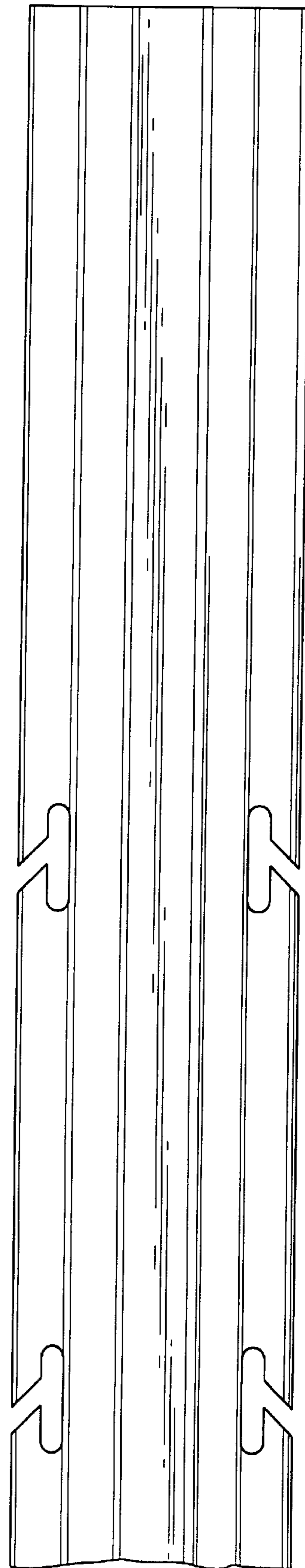


Fig. 5

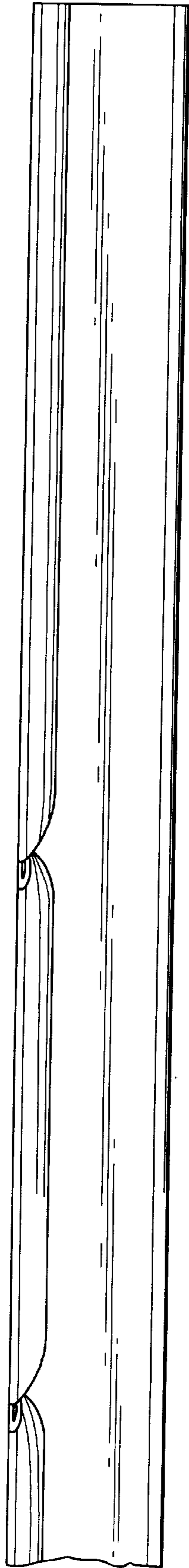


Fig. 6

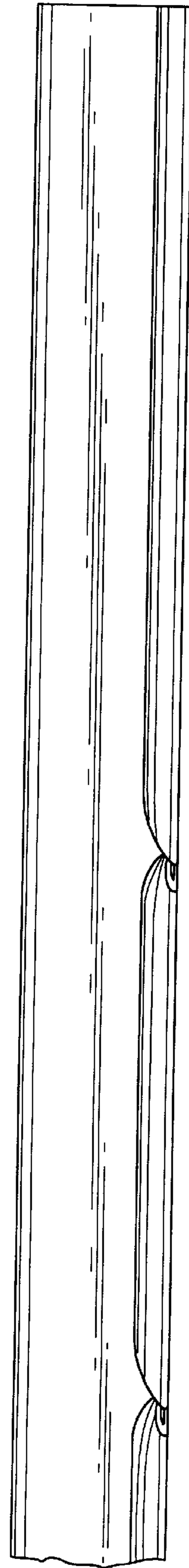


Fig. 7