



US00D395523S

# United States Patent [19]

[11] **Patent Number: Des. 395,523**

**Fine et al.**

[45] **Date of Patent: \*\*Jun. 23, 1998**

[54] **LADDER TOP ATTACHABLE TOOLBOX**

D. 346,655 5/1994 Harris ..... D25/68  
4,730,802 3/1988 Chatham et al. .... 182/129

[76] Inventors: **Richard M. Fine**, Box 229, #4  
Fairview St., Elrama, Pa. 15038; **Alan**  
**D. Steigerwald**, 411 Pin Oak Dr.,  
Glenshaw, Pa. 15116

*Primary Examiner*—Doris Clark

[\*\*] Term: **14 Years**

## [57] CLAIM

The ornamental design for a ladder top attachable toolbox,  
as shown and described.

[21] Appl. No.: **66,849**

## DESCRIPTION

[22] Filed: **Feb. 21, 1997**

[51] **LOC (6) Cl.** ..... **25-04**

[52] **U.S. Cl.** ..... **D25/68**

[58] **Field of Search** ..... D25/68; D8/71;  
248/238; 182/129

FIG. 1 is a front elevational view of the ladder top attachable  
toolbox showing our new design;  
FIG. 2 is a rear elevational view thereof;  
FIG. 3 is a right side view thereof;  
FIG. 4 is a left side view thereof;  
FIG. 5 is a top plan view thereof; and,  
FIG. 6 is a bottom plan view thereof.

## [56] References Cited

### U.S. PATENT DOCUMENTS

D. 294,197 2/1988 Abbott ..... D8/71

**1 Claim, 3 Drawing Sheets**

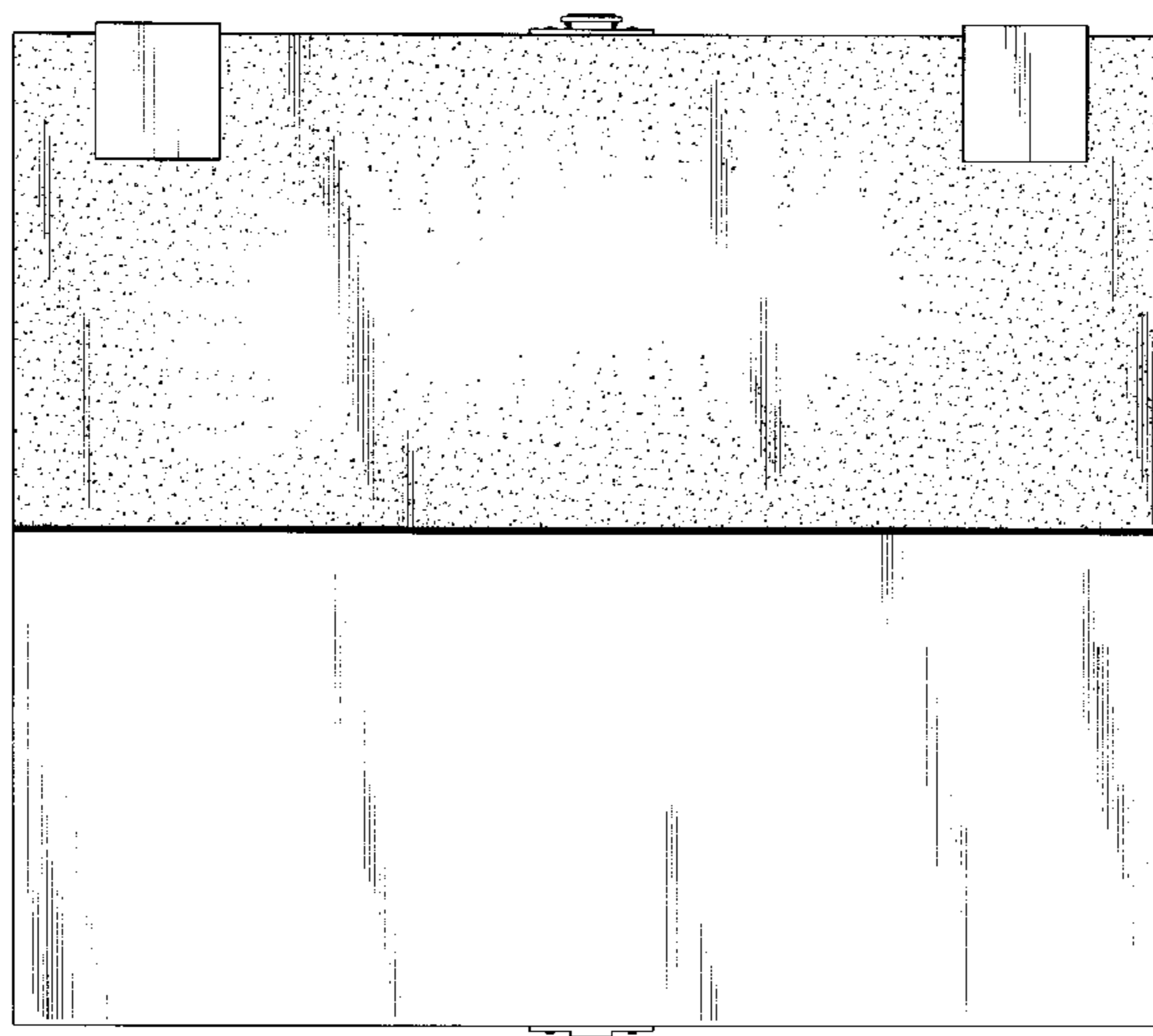



FIG. 1

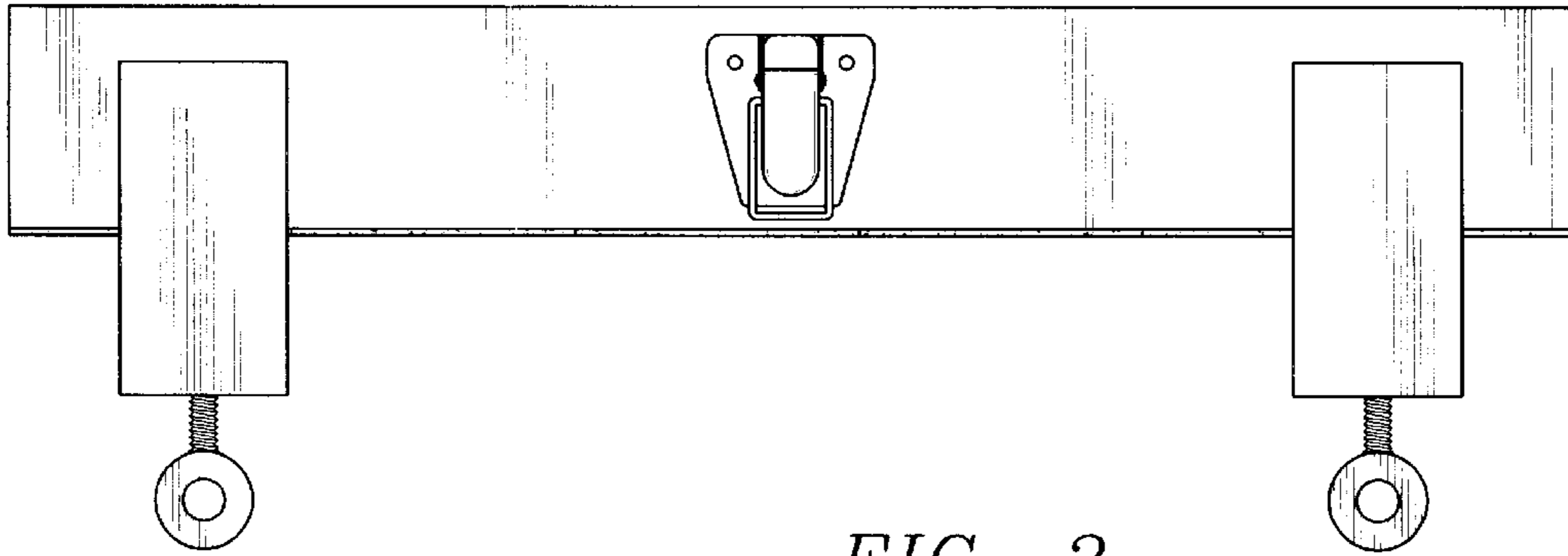


FIG. 2

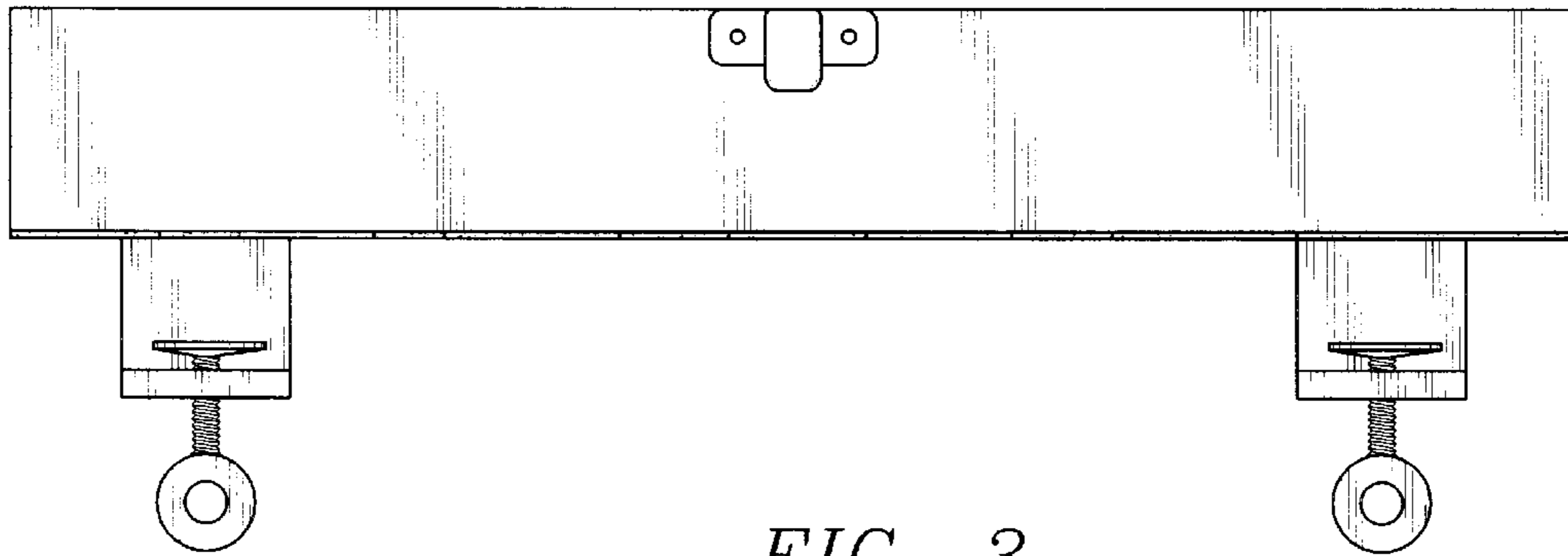


FIG. 3




FIG. 4

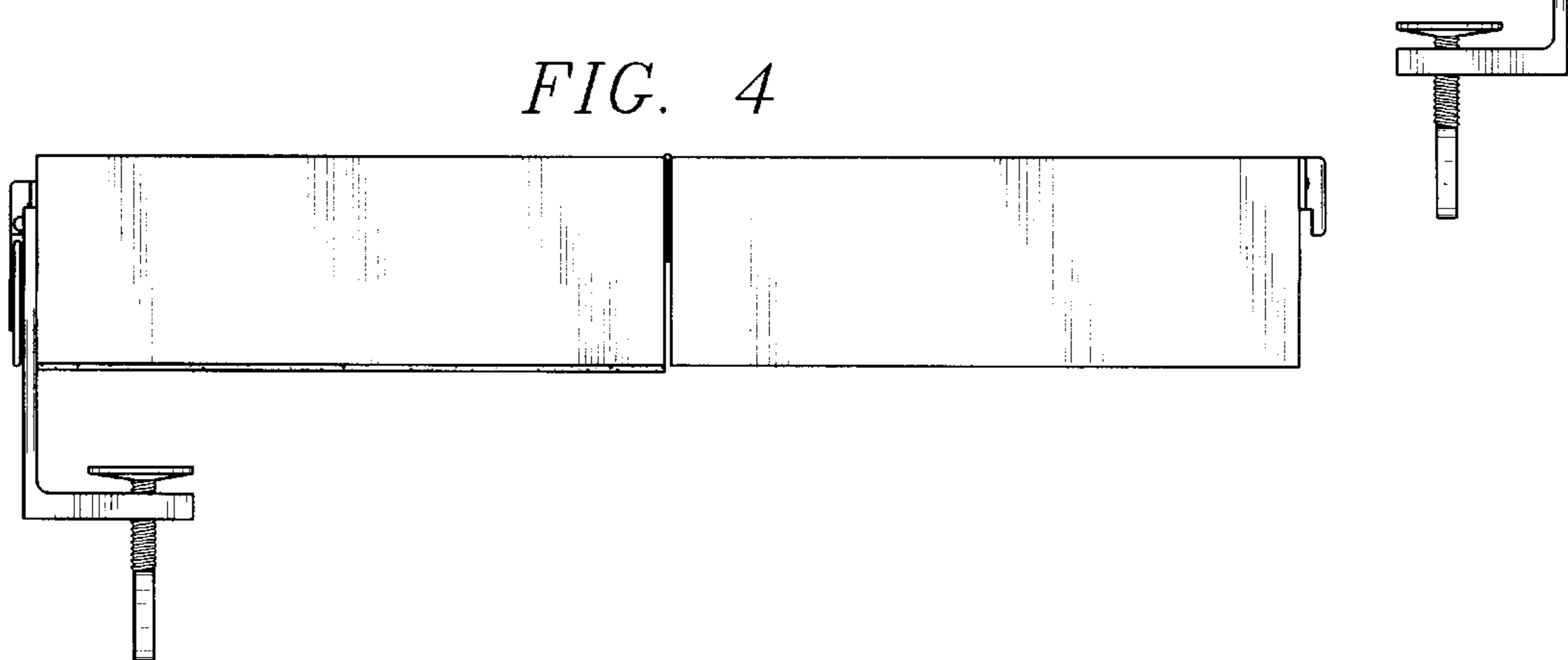



FIG. 5



*FIG. 6*

