



US00D395518S

# United States Patent [19]

[11] **Patent Number: Des. 395,518**

**Matchey**

[45] **Date of Patent: \*\*Jun. 23, 1998**

[54] **GAZEBO**

4,640,061	2/1987	Trumley .....	52/82
4,733,508	3/1988	Greenblatt .....	D25/32
4,739,594	4/1988	Langford et al. ....	52/79.4

[76] Inventor: **Joseph A. Matchey**, N. 27499  
Thompson Valley Rd., Arcadia, Wis.  
54612

*Primary Examiner*—Doris Clark

[\*\*] Term: **14 Years**

[57] **CLAIM**

The ornamental design for a gazebo, as shown.

[21] Appl. No.: **75,091**

### DESCRIPTION

[22] Filed: **Aug. 14, 1997**

[51] **LOC (6) Cl.** ..... **25-03**

[52] **U.S. Cl.** ..... **D25/32; D25/1**

[58] **Field of Search** ..... D25/32, 33, 1;  
52/79.1, 79.4, 79.6, 81.1, 82; D21/108,  
114

FIG. 1 is a front elevational view of the gazebo of the present invention;

FIG. 2 is a back elevational view of the gazebo of FIG. 1;

FIG. 3 is a left side elevational view of the gazebo of FIG. 1;

FIG. 4 is a right side elevational view of the gazebo of FIG. 1;

FIG. 5 is a top plan view of the gazebo of FIG. 1; and ,


FIG. 6 is a bottom plan view of the gazebo of FIG. 1.

[56] **References Cited**

#### U.S. PATENT DOCUMENTS

D. 296,593 7/1988 Alpert ..... D25/1

**1 Claim, 3 Drawing Sheets**



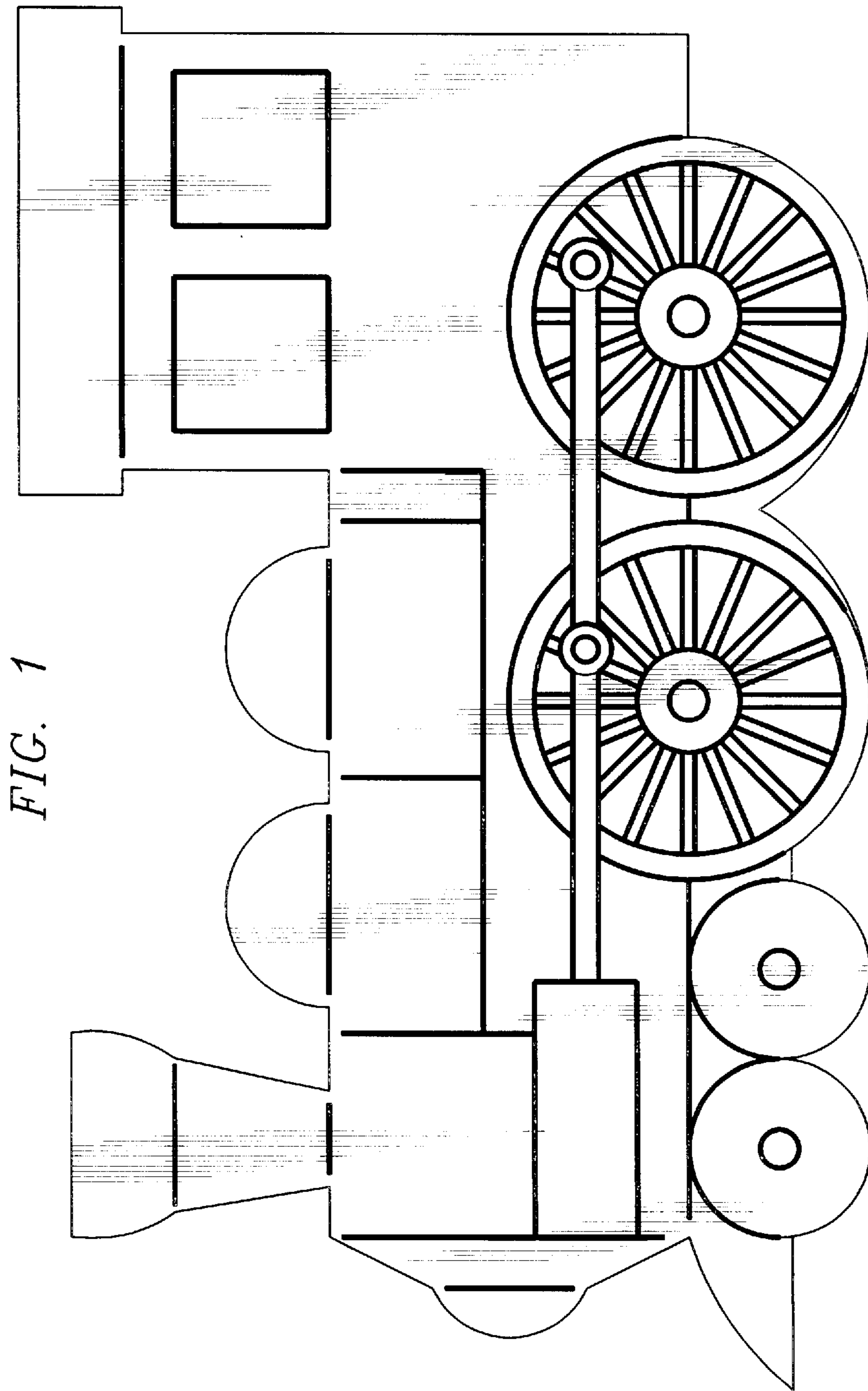


FIG. 1

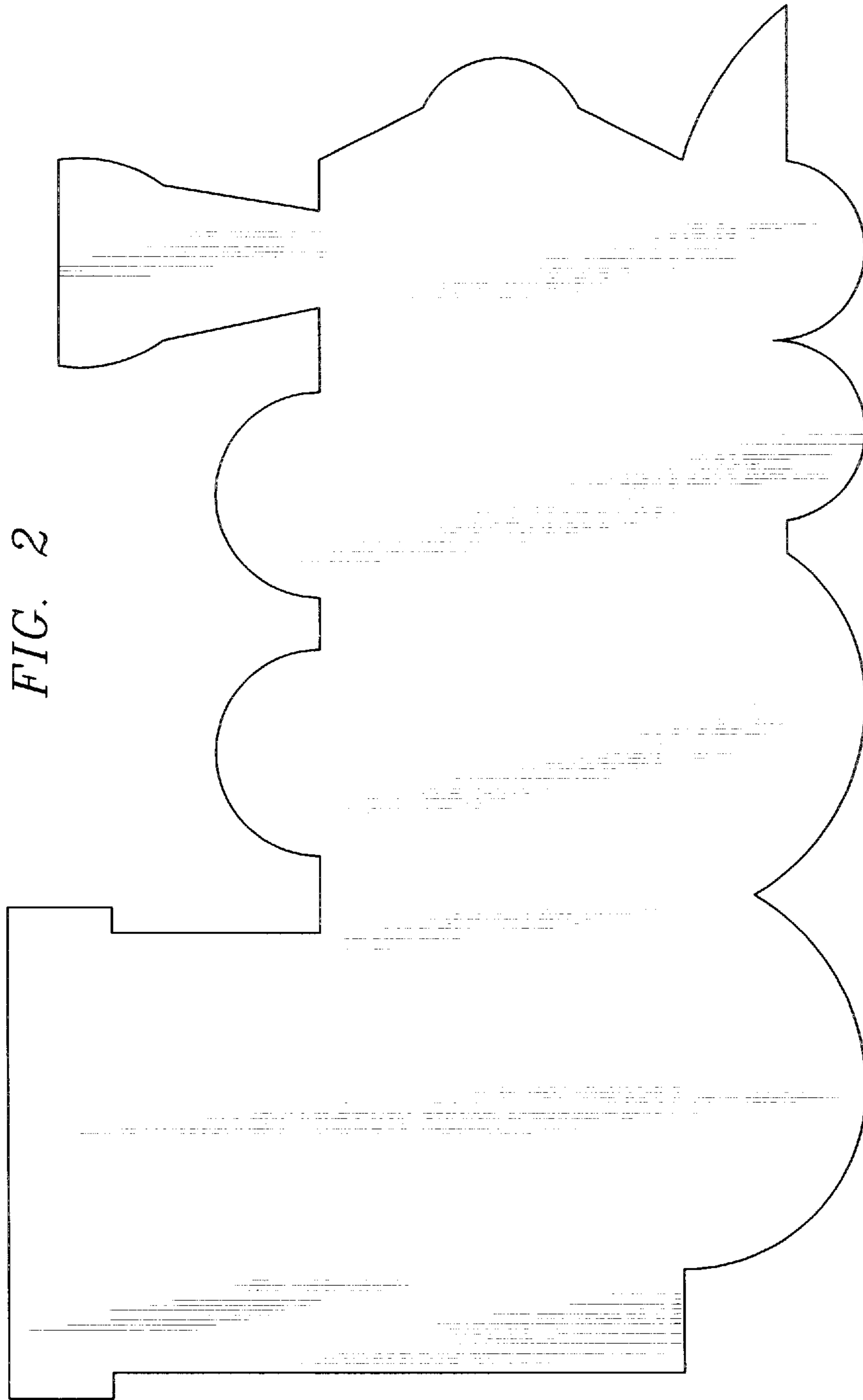


FIG. 2




FIG. 4



FIG. 3



FIG. 5



FIG. 6

UNITED STATES PATENT AND TRADEMARK OFFICE  
**CERTIFICATE OF CORRECTION**

PATENT NO. : Des 395,518  
DATED : June 23, 1998  
INVENTOR(S) : Joseph A. Matchey

Page 1 of 4

It is certified that error appears in the above-identified patent and that said Letters Patent is hereby corrected as shown below:

Title page

Should be deleted and substitute therefor the attached title page.

Delete Drawing Sheets 1-6, and substitute therefor the Drawing Sheets, consisting of Figs. 1-6, as shown on the attached pages.

Signed and Sealed this

Twenty-eighth Day of August, 2001

*Nicholas P. Godici*

*Attest:*

*Attesting Officer*

NICHOLAS P. GODICI  
*Acting Director of the United States Patent and Trademark Office*

**United States Patent** [19]  
**Matchey**

[11] **Patent Number:** **Des. 395,518**  
[45] **Date of Patent:** **\*\*Jun. 23, 1998**

[54] **GAZEBO**

[76] **Inventor:** **Joseph A. Matchey, N. 27499**  
**Thompson Valley Rd., Arcadia, Wis.**  
**54612**

[\*\*] **Term:** **14 Years**

[21] **Appl. No.:** **75,091**

[22] **Filed:** **Aug. 14, 1997**

[51] **LOC (6) CL** ..... **25-03**

[52] **U.S. Cl.** ..... **D25/32; D25/1**

[58] **Field of Search** ..... **D25/32, 33, 1;**  
**52/79.1, 79.4, 79.6, 81.1, 82; D21/108,**  
**114**

[56] **References Cited**

**U.S. PATENT DOCUMENTS**

**D. 296,593 7/1988 Alpert** ..... **D25/1**

4,640,061 2/1987 Trumley ..... 52/82

4,733,508 3/1988 Greenblatt ..... D25/32

4,739,594 4/1988 Langford et al. .... 52/79.4

*Primary Examiner*—Doris Clark

[57] **CLAIM**

The ornamental design for a gazebo, as shown.

**DESCRIPTION**

FIG. 1 is a front elevational view of the gazebo of the present invention;

FIG. 2 is a back elevational view of the gazebo of FIG. 1;


FIG. 3 is a left side elevational view of the gazebo of FIG. 1;

FIG. 4 is a right side elevational view of the gazebo of FIG. 1;

FIG. 5 is a top plan view of the gazebo of FIG. 1; and

FIG. 6 is a bottom plan view of the gazebo of FIG. 1.

**1 Claim, 3 Drawing Sheets**

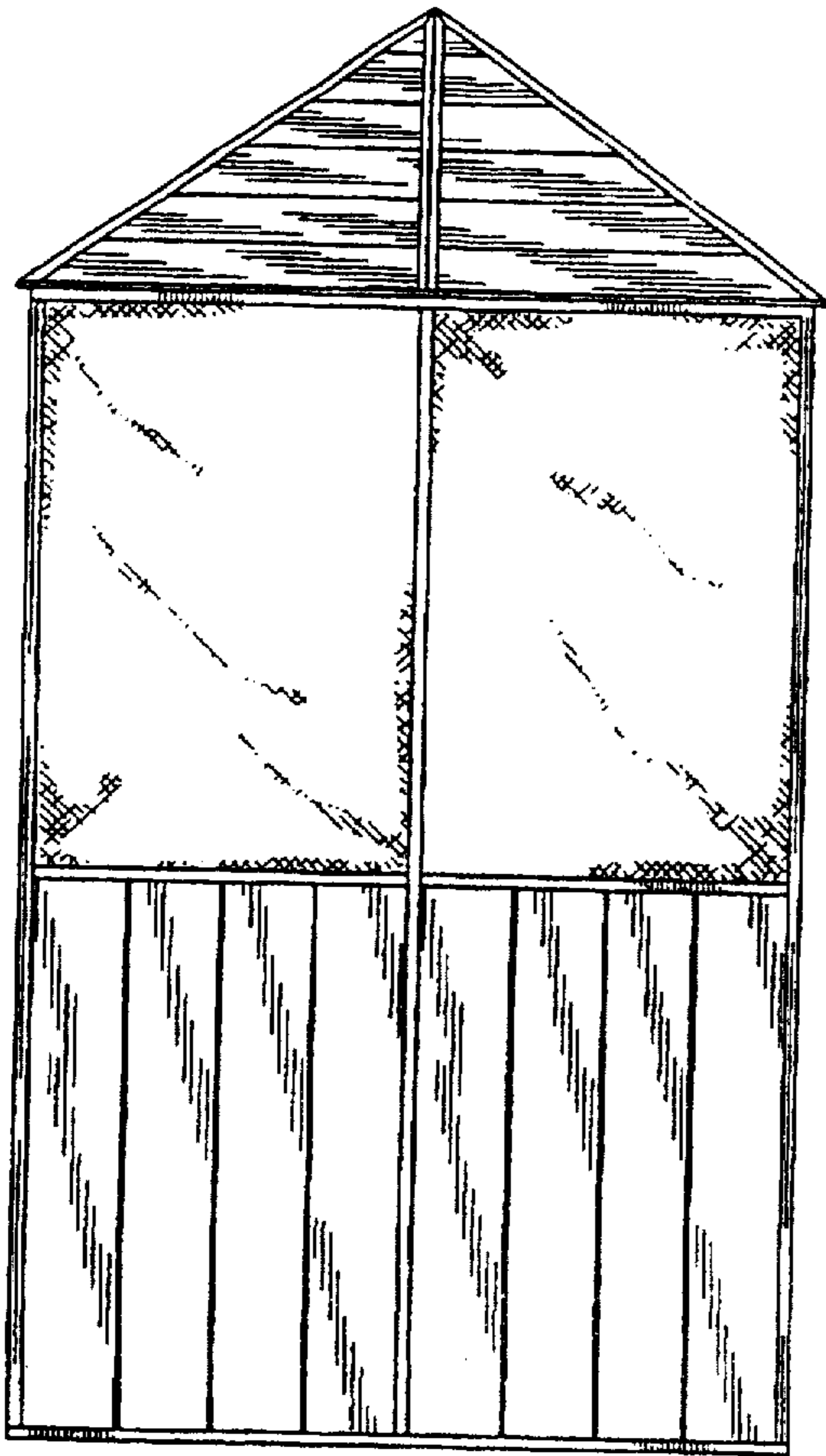


U.S. Patent

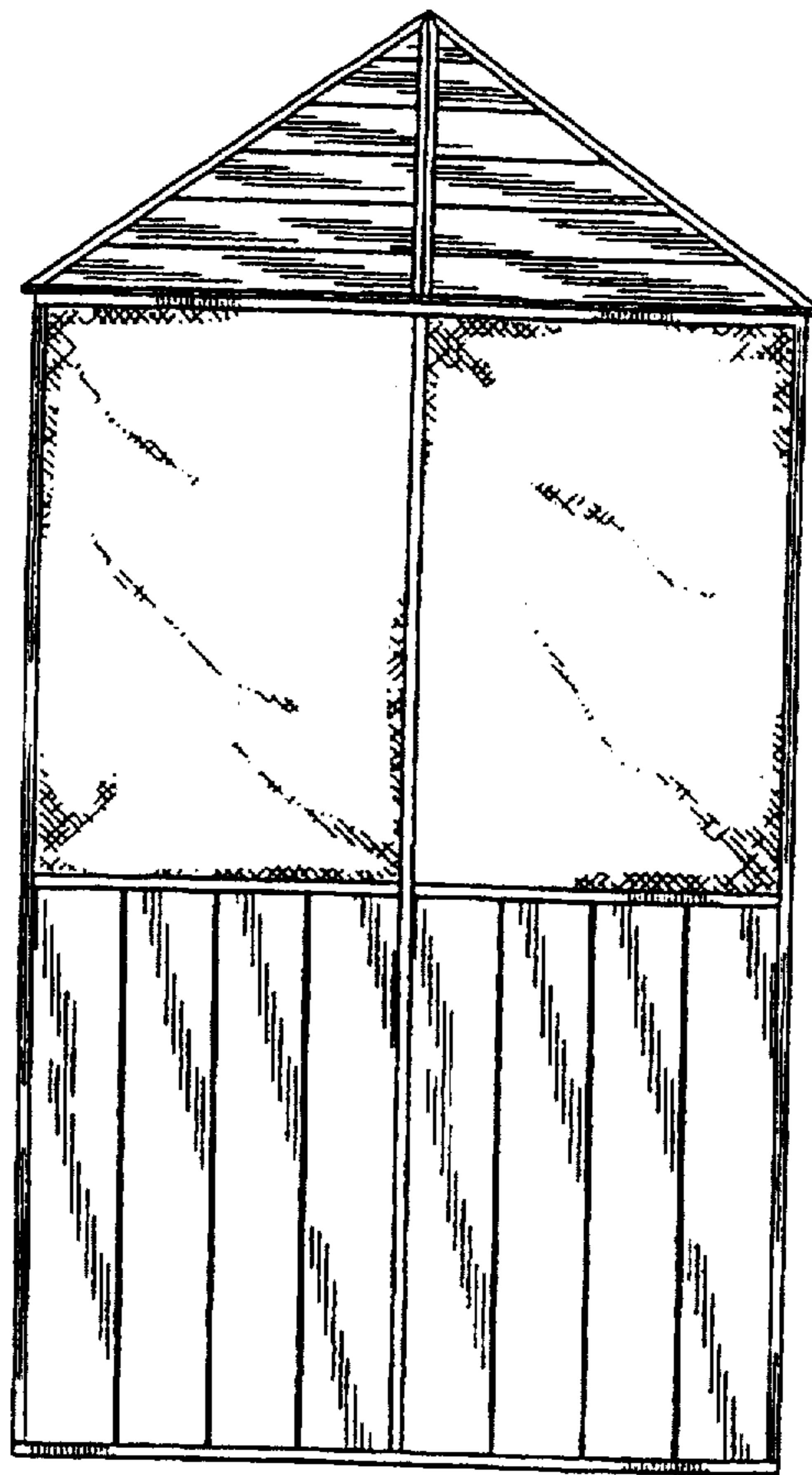
Jun. 23, 1998

Sheet 1 of 2

Des. 395,518



*Fig. 3*



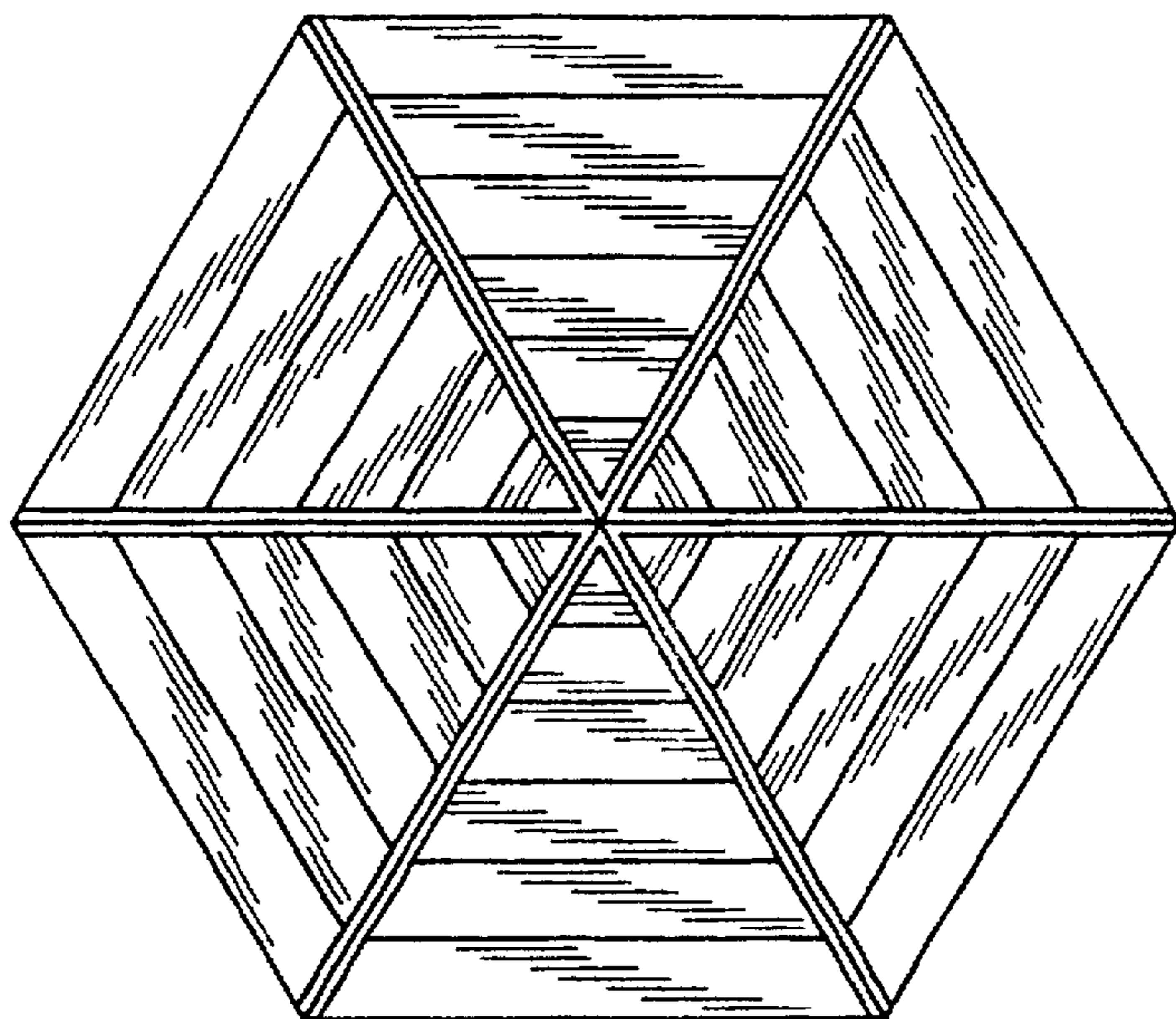
*Fig. 4*

**U.S. Patent**

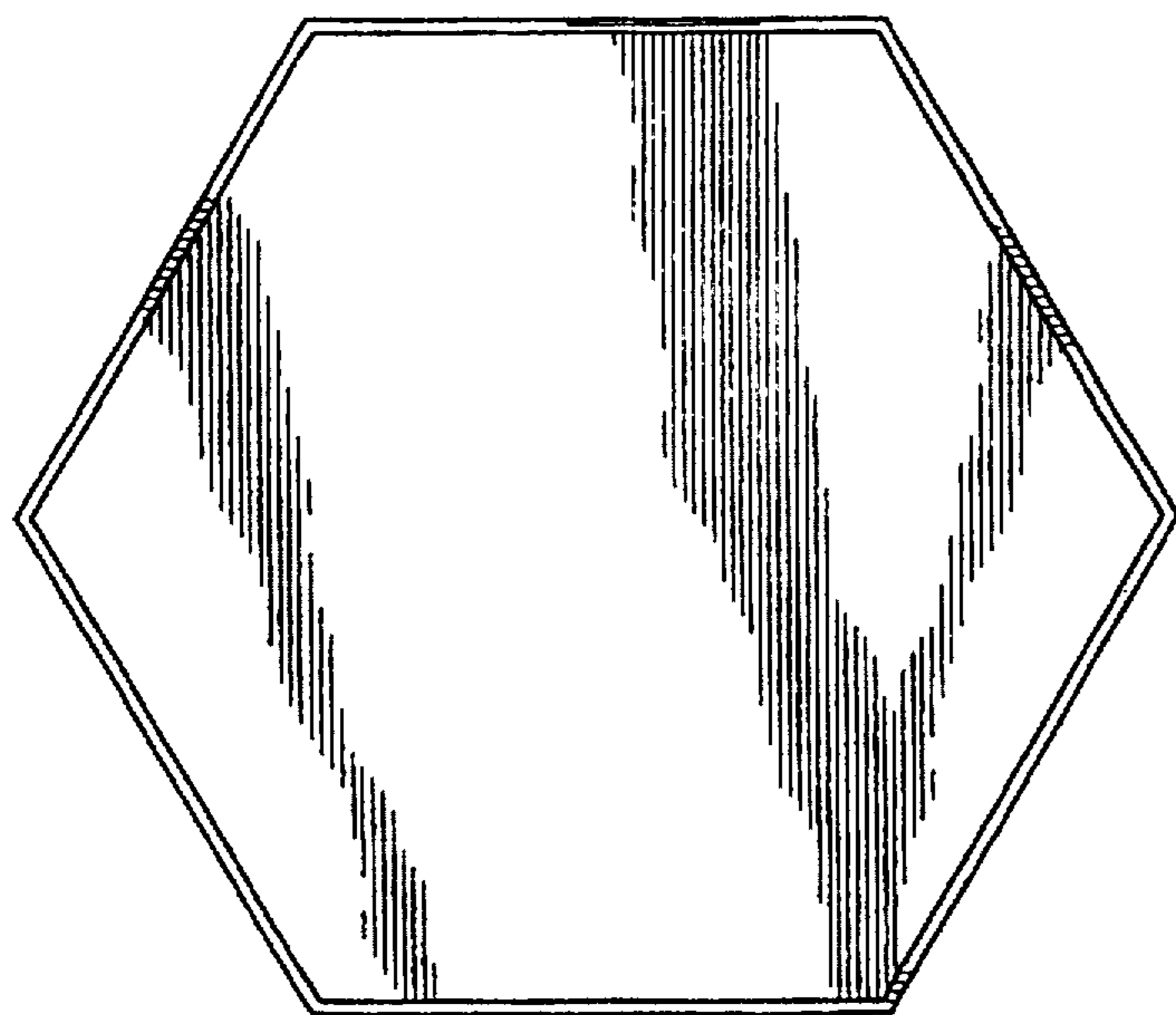
**Jun. 23, 1998**

**Sheet 2 of 2**

**Des. 395,518**



*Fig. 5*



*Fig. 6*