



US00D395504S

United States Patent [19]
Darby

[11] **Patent Number: Des. 395,504**

[45] **Date of Patent: **Jun. 23, 1998**

[54] **SHIELD FOR THONG PANTY**

4,623,341 11/1986 Roeder 604/385.1

[76] Inventor: **Kamela J. Darby**, P.O. Box 32096,
Palm Beach Gardens, Fla. 33420

Primary Examiner—Stella Reid
Attorney, Agent, or Firm—Frank J. Benasutti

[**] Term: **14 Years**

[57] **CLAIM**

[21] Appl. No.: **69,833**

The ornamental design for a shield for thong panty, as shown and described.

[22] Filed: **Apr. 28, 1997**

DESCRIPTION

[51] **LOC (6) Cl.** **24-04**

[52] **U.S. Cl.** **D24/125; D24/124**

[58] **Field of Search** D24/124, 125;
604/358, 377, 384, 385.1

FIG. 1 is a perspective view of a shield for thong panty, showing my new design; the broken line showing of a thong panty is for illustrative purposes only and forms no part of the claimed design;

FIG. 2 is a top plan view thereof;

FIG. 3 is a bottom plan view thereof;

FIG. 4 is a left side elevational view thereof, the right side elevational view being a mirror image;

FIG. 5 is a front elevational view thereof; and,

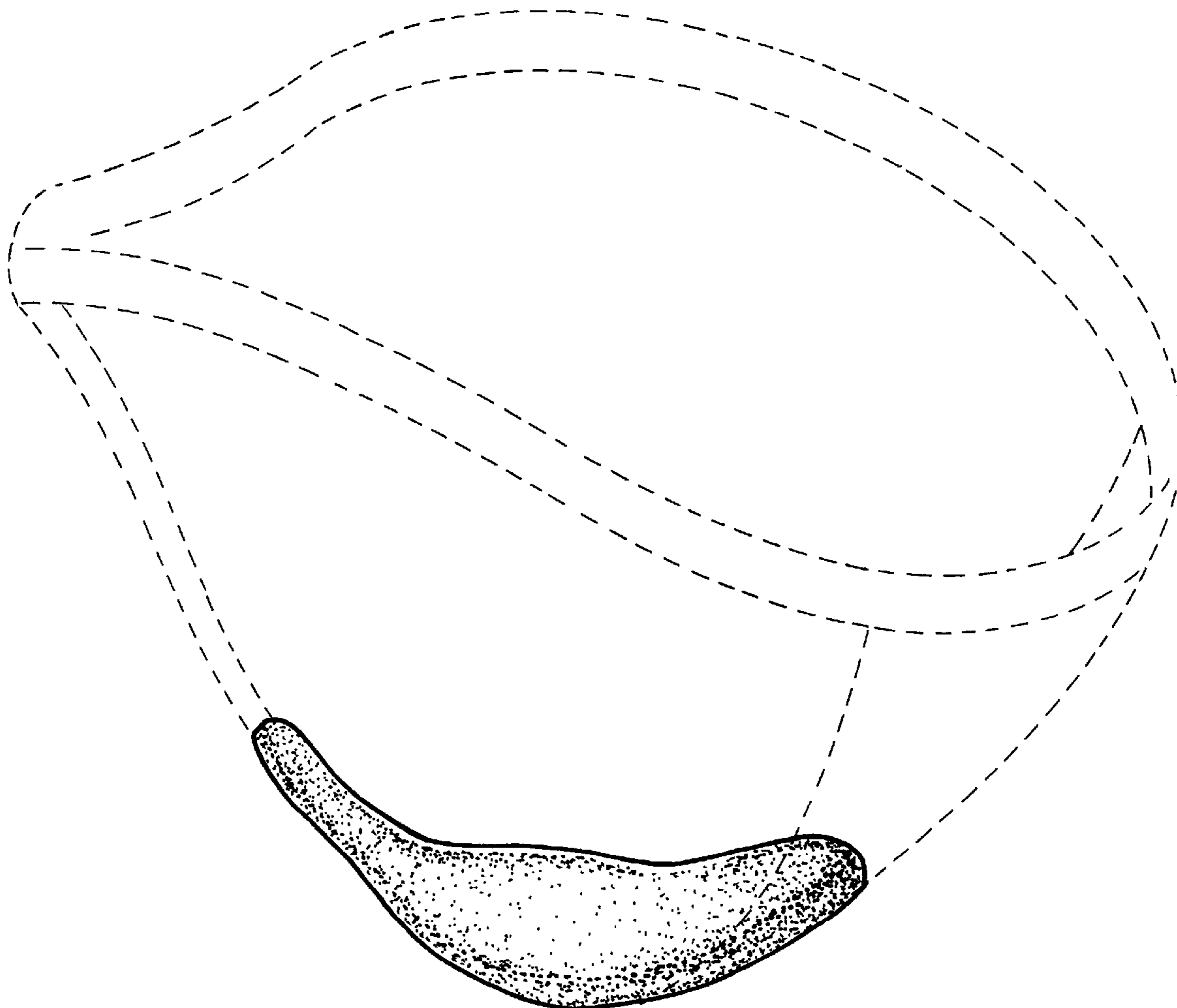
FIG. 6 is a rear elevational view thereof.

[56] **References Cited**

U.S. PATENT DOCUMENTS

D. 234,162	1/1975	Andersen	D24/125
D. 275,232	8/1984	Jones	D24/125
D. 352,351	11/1994	Garth	D24/125
D. 363,118	10/1995	Tran	D24/125
D. 368,519	4/1996	Harrison et al.	D24/125

1 Claim, 2 Drawing Sheets



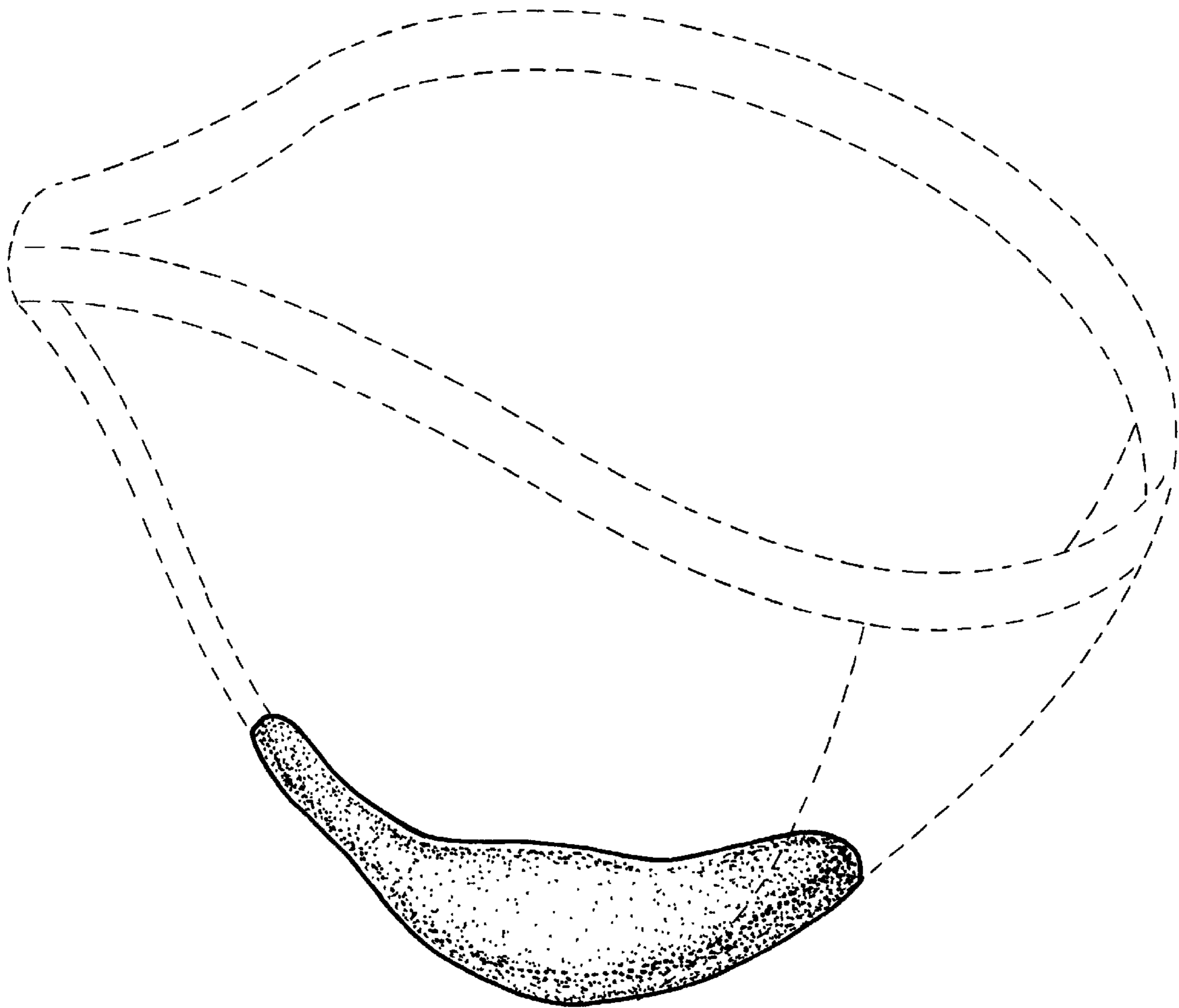


FIG. 1

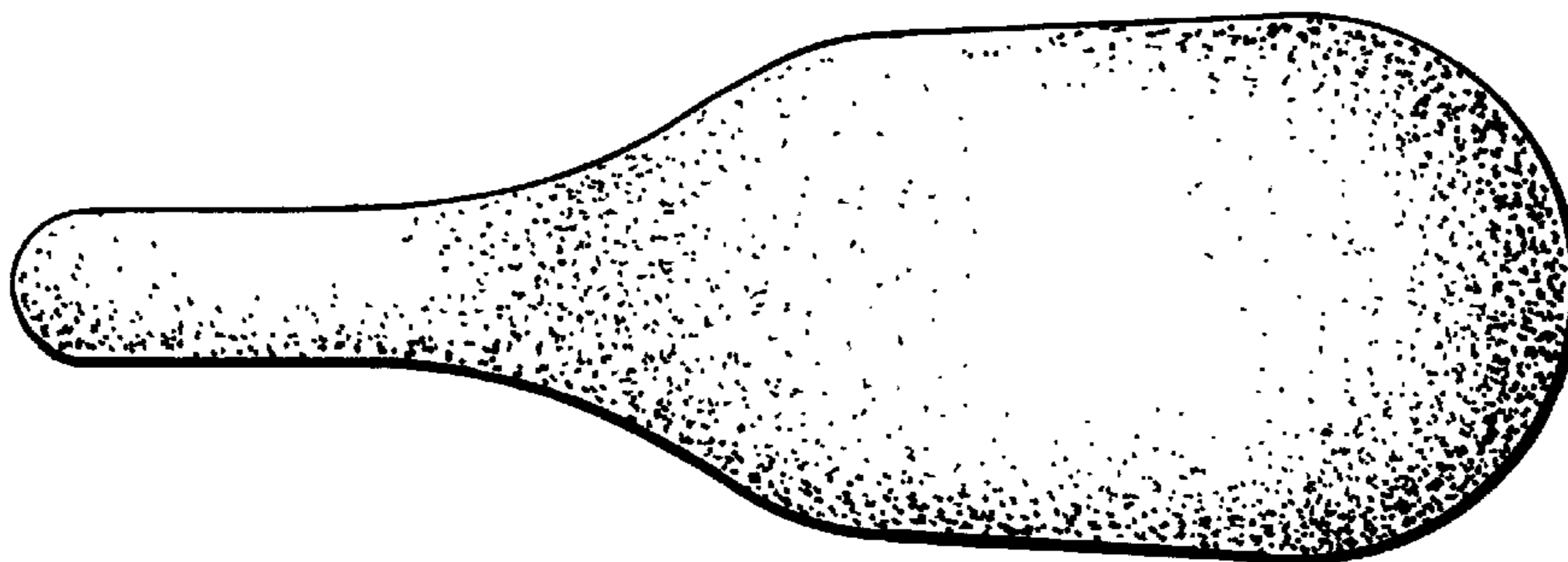


FIG. 2

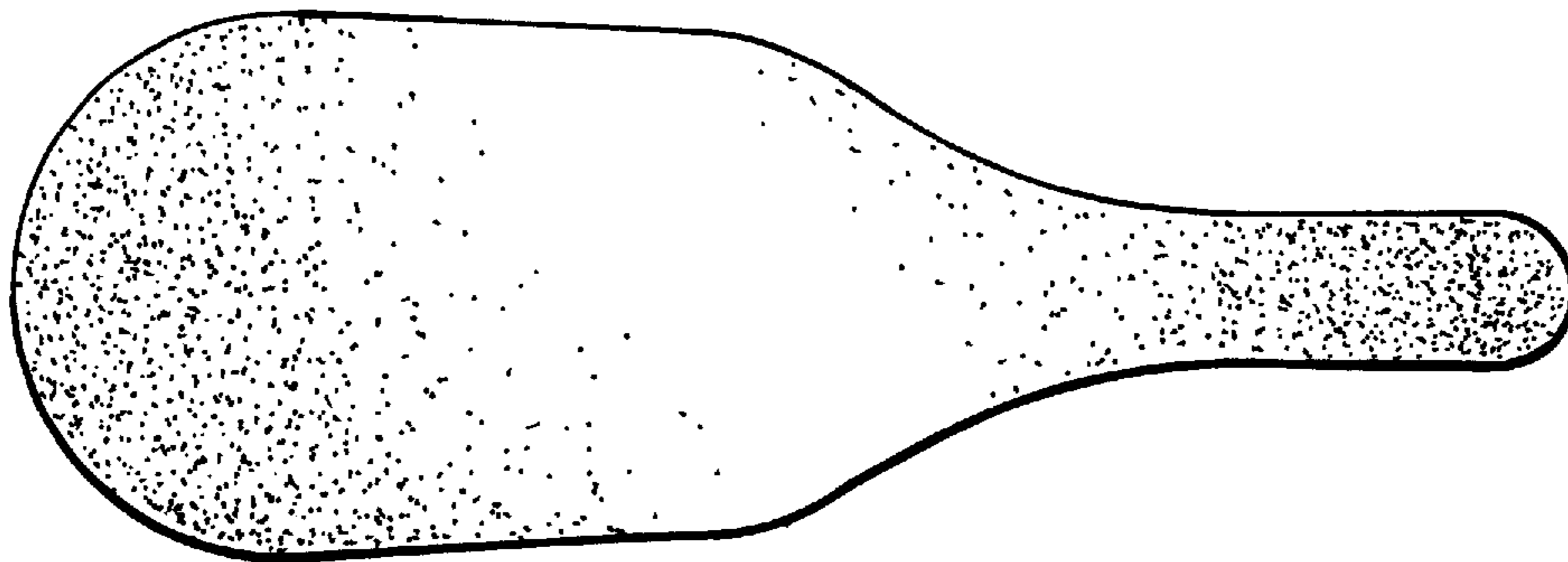


FIG. 3



FIG. 4



FIG. 5



FIG. 6