



US00D395491S

# United States Patent [19]

Jane' et al.

[11] **Patent Number: Des. 395,491**

[45] **Date of Patent: \*\*Jun. 23, 1998**

[54] **HUMIDIFIER WITH OUTLET GRILL AND MEDICINE CUP**

D. 357,310 4/1995 Chiu et al. .... D23/356  
5,483,616 1/1996 Chiu et al. .... 392/406

[75] Inventors: **Rodney Jane'**, Westboro; **Diane Allen**, Marlborough, both of Mass.; **Jui-Shang Wang**, Taipei, Taiwan; **Stanley Gresens**, Homewood, Ill.

*Primary Examiner*—Lisa Lichtenstein  
*Attorney, Agent, or Firm*—Loletta L. Darden

[73] Assignee: **Honeywell Consumer Products, Inc.**, Southborough, Mass.

[57] **CLAIM**

The ornamental design for a humidifier with outlet grill and medicine cup, as shown.

[\*\*] Term: **14 Years**

**DESCRIPTION**

[21] Appl. No.: **48,896**

FIG. 1 shows a front, top and left side perspective view of a humidifier with outlet grill and medicine cup incorporating our new design;

[22] Filed: **Jan. 16, 1996**

FIG. 2 shows a front elevational view of the humidifier shown in FIG. 1, the rear elevational view being a mirror image of the front elevational view;

[51] **LOC (6) Cl.** ..... **23-04**

[52] **U.S. Cl.** ..... **D23/356; D23/358**

[58] **Field of Search** ..... D23/356-363; 261/107; 392/403-406, 394; 422/120, 123

FIG. 3 shows a left side elevational view of the humidifier shown in FIG. 1;

FIG. 4 shows a right side elevational view of the humidifier shown in FIG. 1;

FIG. 5 shows a top plan view of the humidifier shown in FIG. 1; and,

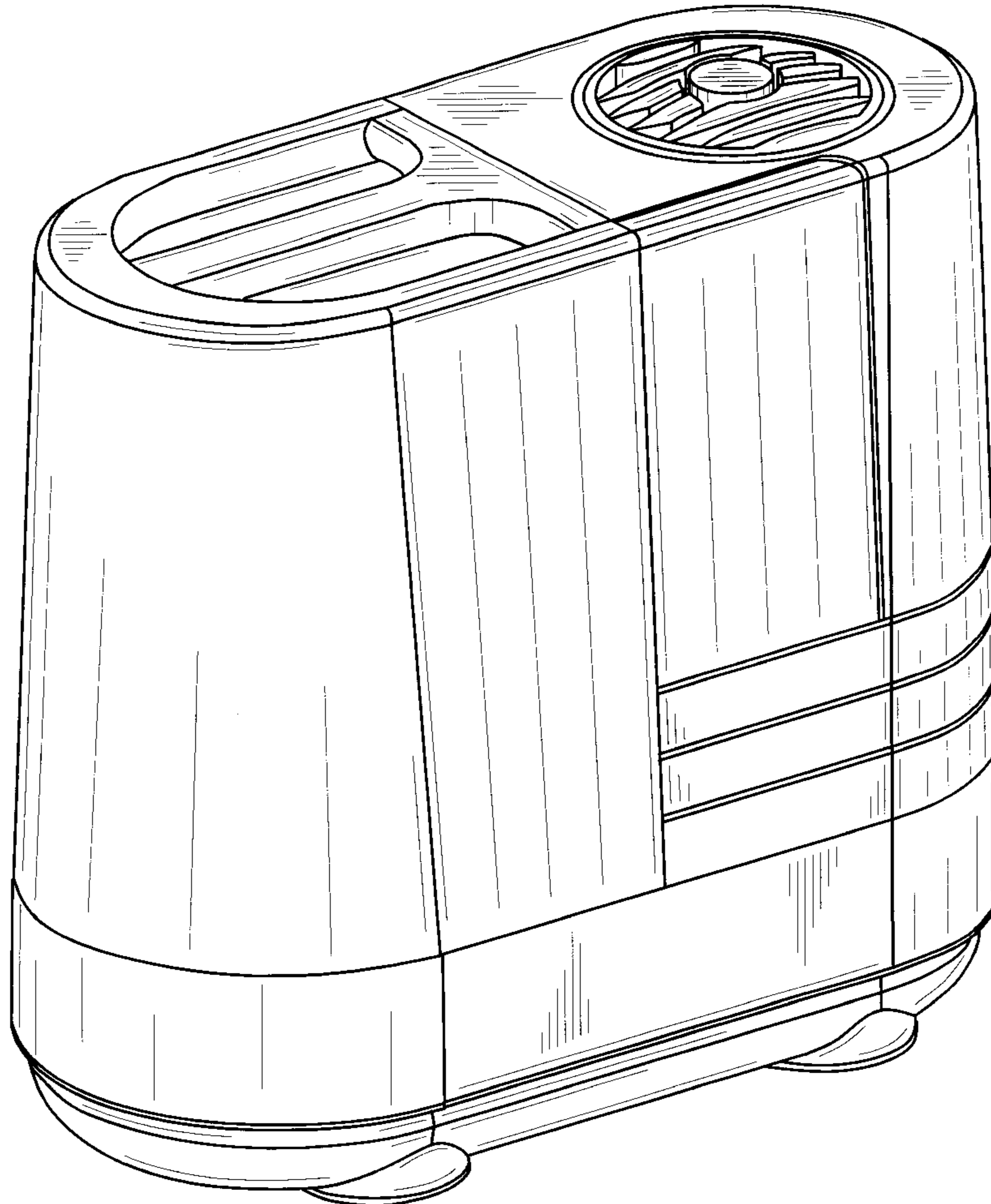
FIG. 6 shows a bottom plan view of the humidifier shown in FIG. 1.

[56] **References Cited**

**U.S. PATENT DOCUMENTS**

- D. 287,274 12/1986 Crowley et al. .... D23/356
- D. 320,440 10/1991 Chiu ..... D23/356
- D. 336,511 6/1993 Chiu et al. .... D23/356
- D. 337,634 7/1993 Copland et al. .... D23/356

**1 Claim, 6 Drawing Sheets**



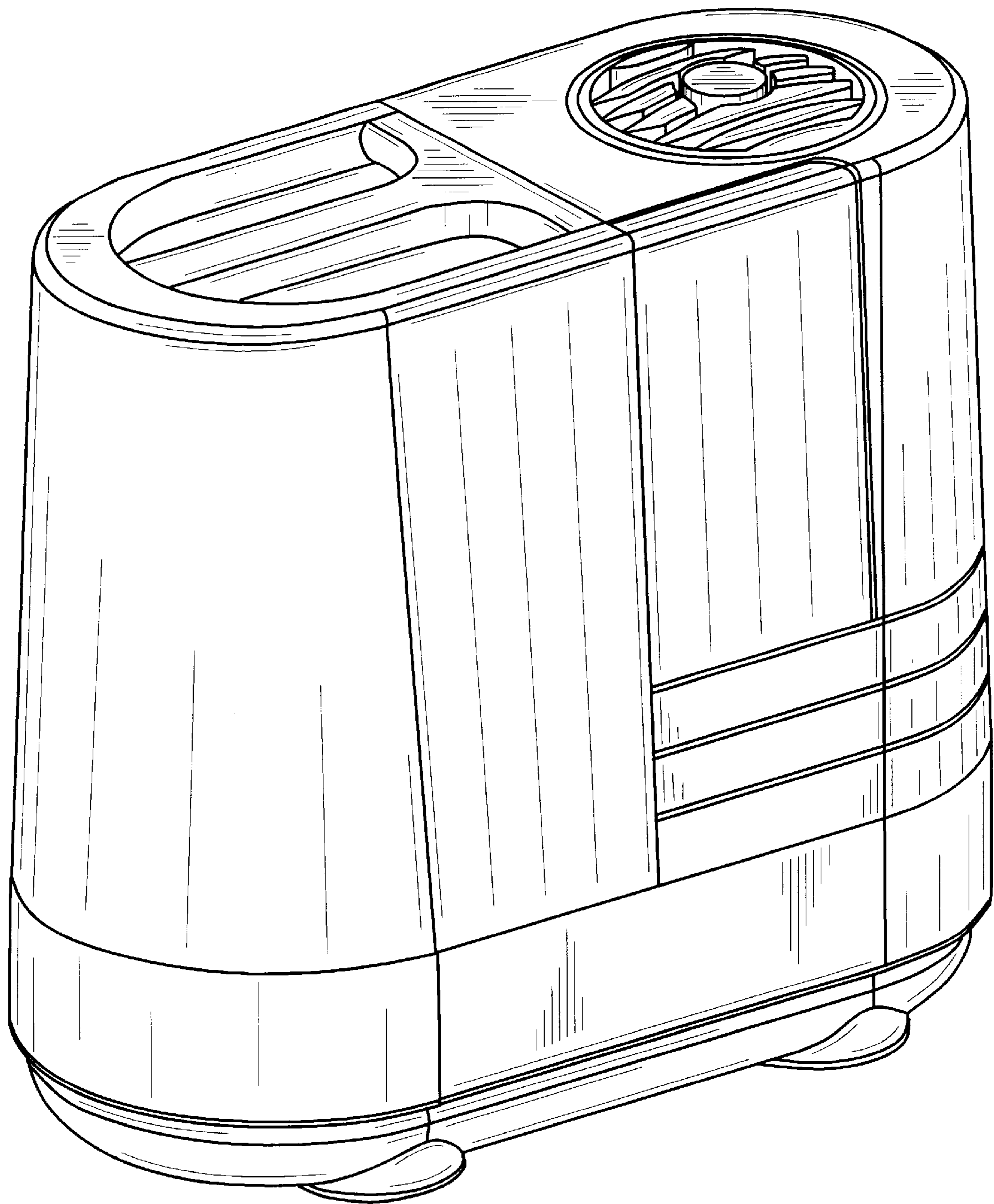


FIG. 1




FIG. 2




FIG. 3




FIG. 4

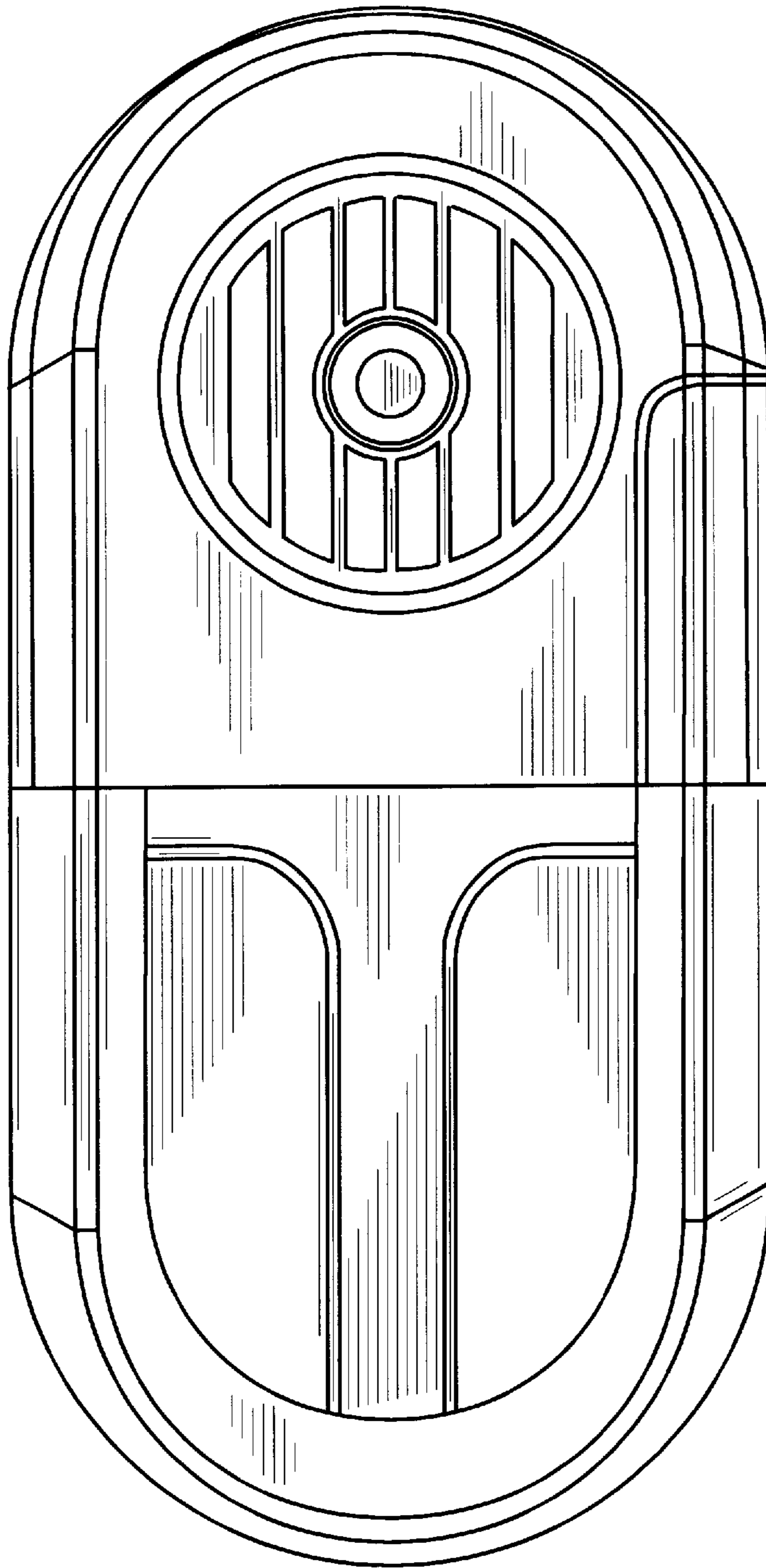


FIG. 5

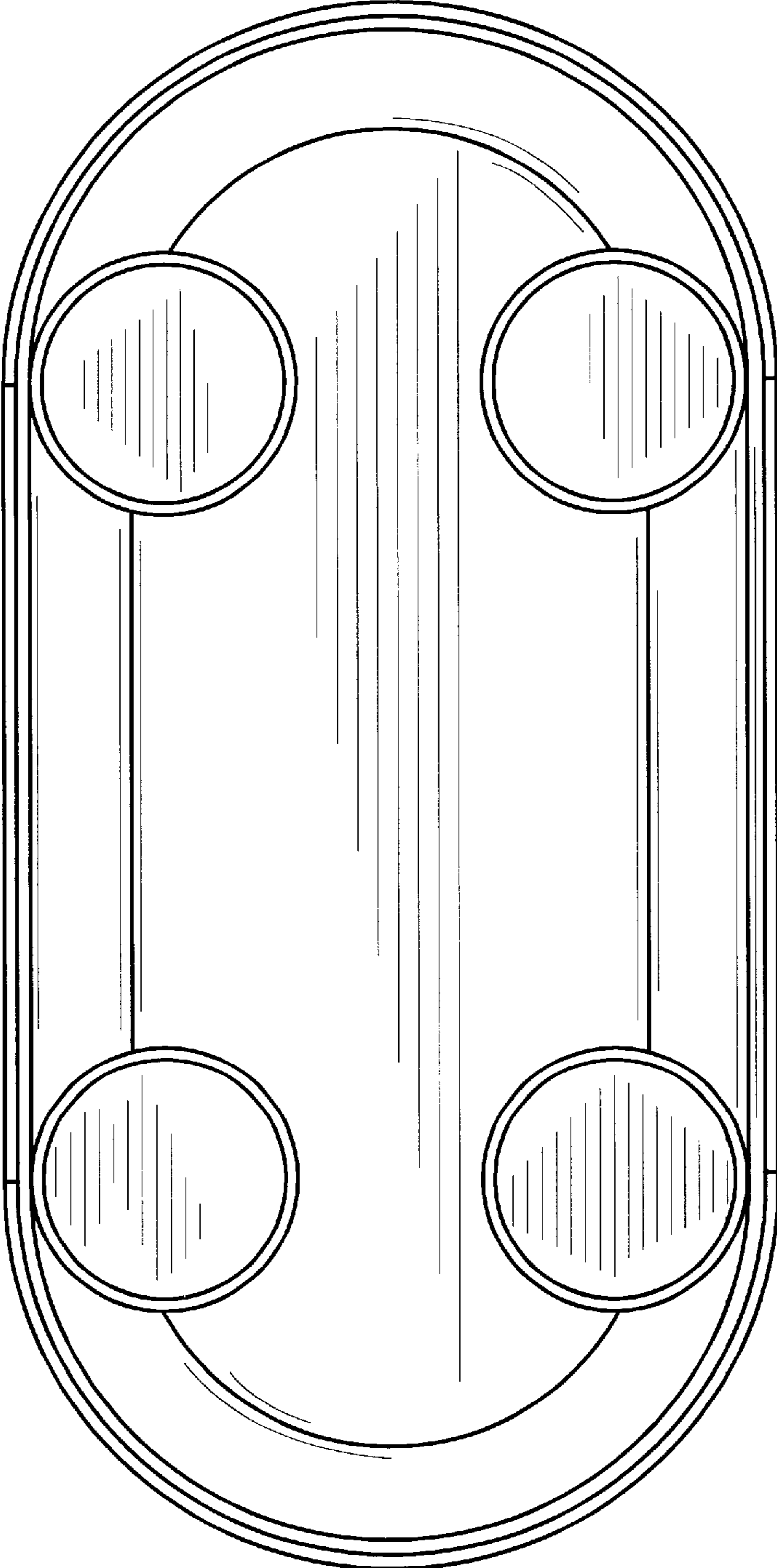


FIG. 6