



US00D395489S

United States Patent [19]

Abusaad

[11] **Patent Number: Des. 395,489**

[45] **Date of Patent: **Jun. 23, 1998**

[54] **TOILET SEAT LIFTER**

[76] Inventor: **Alak Abusaad**, 10979 Yorkspring,
Dallas, Tex. 75218

[**] Term: **14 Years**

[21] Appl. No.: **73,490**

[22] Filed: **Jul. 14, 1997**

[51] **LOC (6) Cl. 23-02**

[52] **U.S. Cl. D23/311; D8/307**

[58] **Field of Search D23/303, 309,
D23/252; D8/300, 307; 4/246.1, 246.3,
661**

[56] **References Cited**

U.S. PATENT DOCUMENTS

D. 348,601	7/1994	Borja et al.	D8/307
D. 363,976	11/1995	Vinol	D23/252
D. 373,819	9/1996	Suyvou	D23/311
D. 382,949	8/1997	Ouzounion	D23/311
4,574,401	3/1986	Nakajima	4/251
4,742,582	5/1988	Giallourakis	4/251
4,805,246	2/1989	De Vargas et al.	4/251

4,843,656	7/1989	Forman	4/251
4,850,062	7/1989	Gibson et al.	4/251
4,875,251	10/1989	Hazard	16/111 R
4,920,586	5/1990	Giallourakis	4/251
5,058,215	10/1991	Sims	4/251
5,592,700	1/1997	Genesse	4/246.1

Primary Examiner—Louis S. Zarfes
Assistant Examiner—Eric Watterson
Attorney, Agent, or Firm—Smith & Catlett, P.C.

[57] CLAIM

The ornamental design for a toilet seat lifter, as shown and described.

DESCRIPTION

FIG. 1 is a right side perspective view;
FIG. 2 is a top plan view;
FIG. 3 is a right side elevation view, the left side being a mirror image of the right side;
FIG. 4 is a bottom plan view;
FIG. 5 is a front elevation view; and,
FIG. 6 is a rear view elevation view.

1 Claim, 1 Drawing Sheet

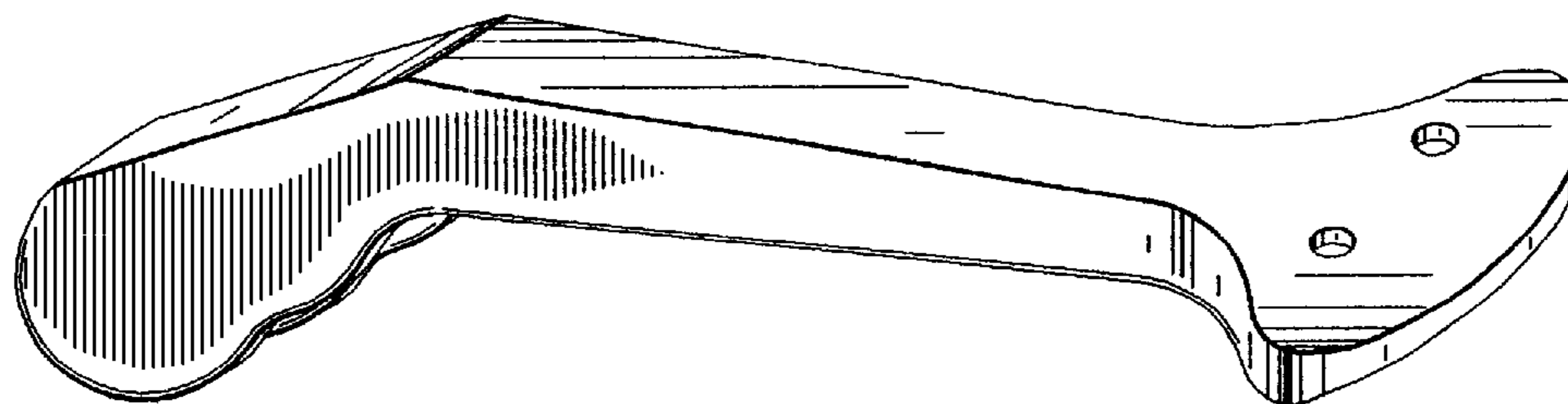


FIG. 1

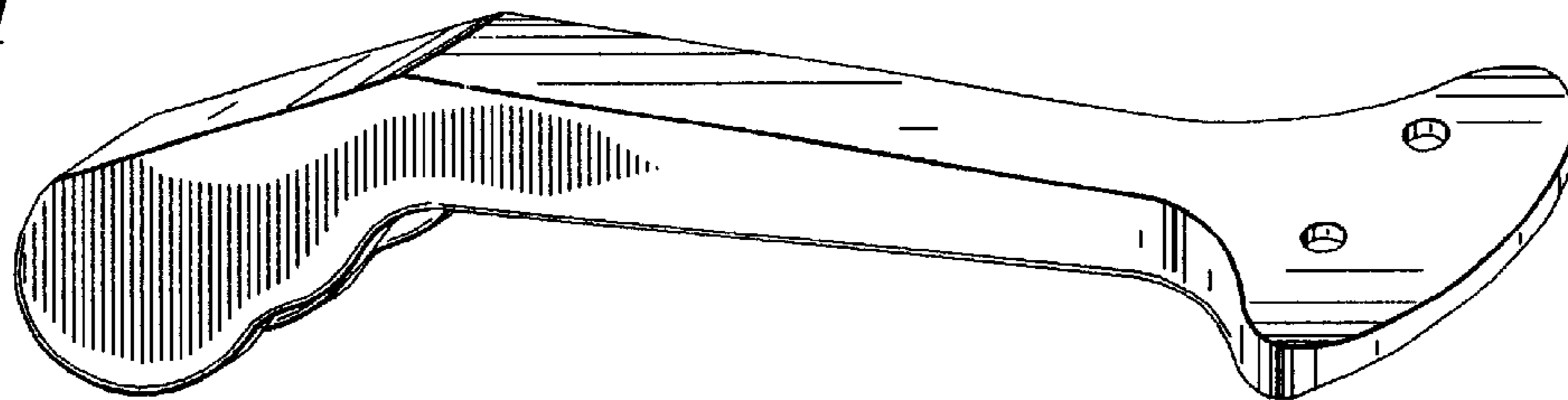


FIG. 2

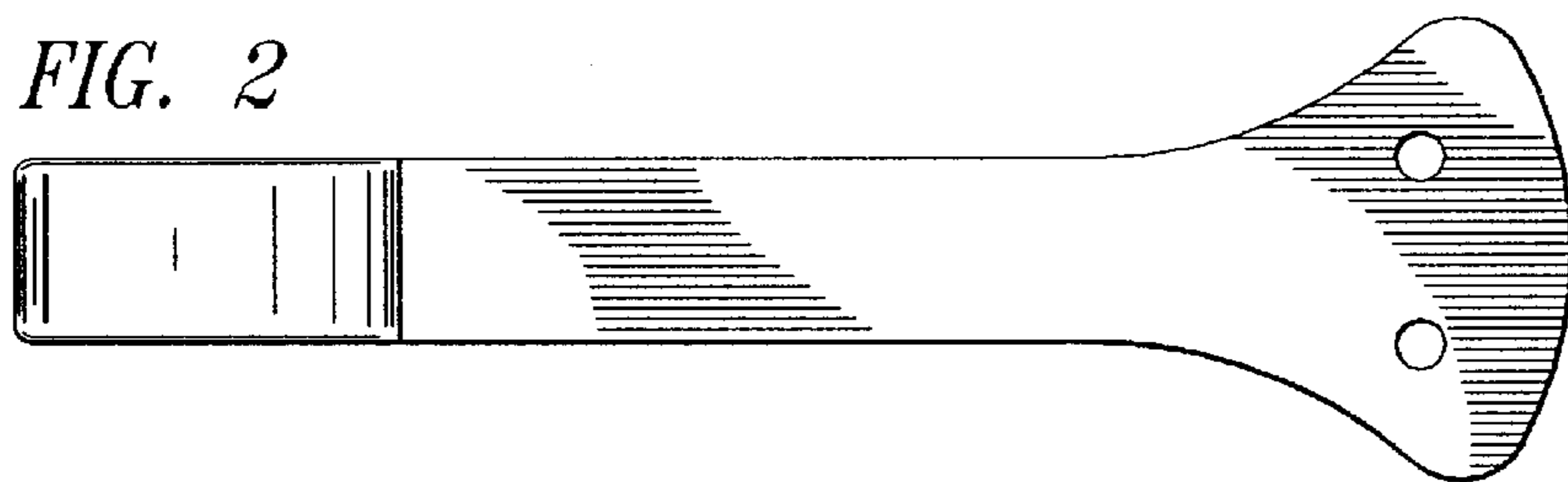


FIG. 3




FIG. 5

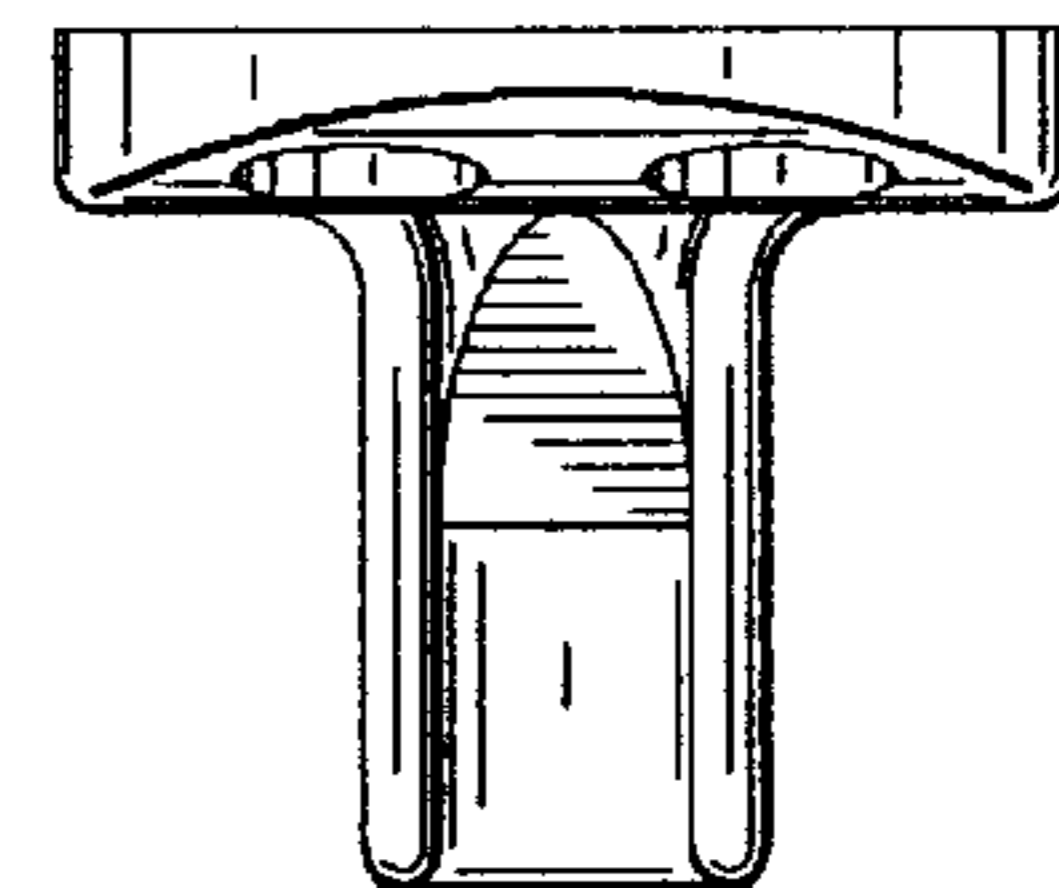


FIG. 4

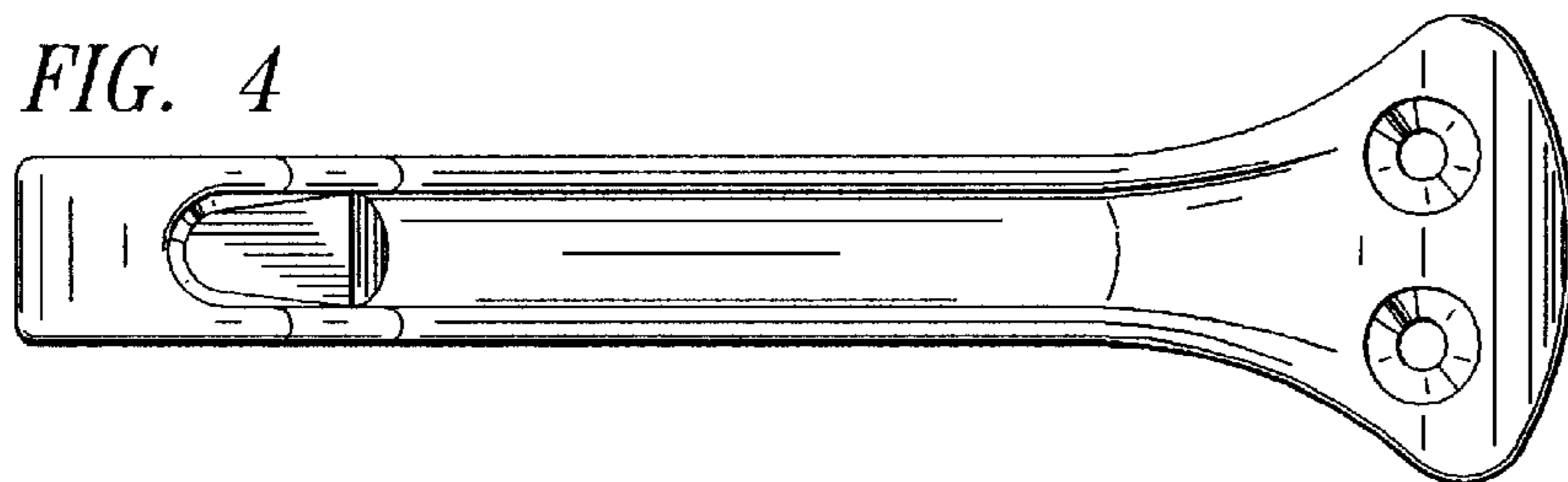


FIG. 6

