



US00D395482S

United States Patent [19]

Coffey et al.

[11] **Patent Number: Des. 395,482**

[45] **Date of Patent: **Jun. 23, 1998**

[54] **ARROW LUBRICANT APPLICATOR-CONTAINER**

[75] Inventors: **Gary L. Coffey**, Glendale; **B. Howard Coffey**, LaGrange, both of Ky.

[73] Assignee: **Coffey Marketing Corporation**, LaGrange, Ky.

[*] Notice: The portion of the term of this patent subsequent to Jan. 13, 2012, has been disclaimed.

[**] Term: **14 Years**

[21] Appl. No.: **48,936**

[22] Filed: **Jan. 16, 1996**

[51] **LOC (6) Cl.** **22-01**

[52] **U.S. Cl.** **D22/107; D22/100; D22/199**

[58] **Field of Search** D22/100, 107, D22/115, 199; 124/22, 41.1; 206/315.11; 224/610, 916; D9/306; 184/102

[56] **References Cited**

U.S. PATENT DOCUMENTS

D. 215,945 11/1969 La Fara D9/306 X

1,083,041	12/1913	Worgan	124/22
4,002,236	1/1977	Tolleson	206/315.11 X
4,805,584	2/1989	Stinson	224/916 X
4,955,473	9/1990	van Houte et al.	224/916 X
5,231,376	7/1993	Arcarese	224/610 X
5,445,243	8/1995	Coffey et al.	184/102

Primary Examiner—Louis S. Zarfaz
Assistant Examiner—Monica A. Weingart
Attorney, Agent, or Firm—David W. Carrithers

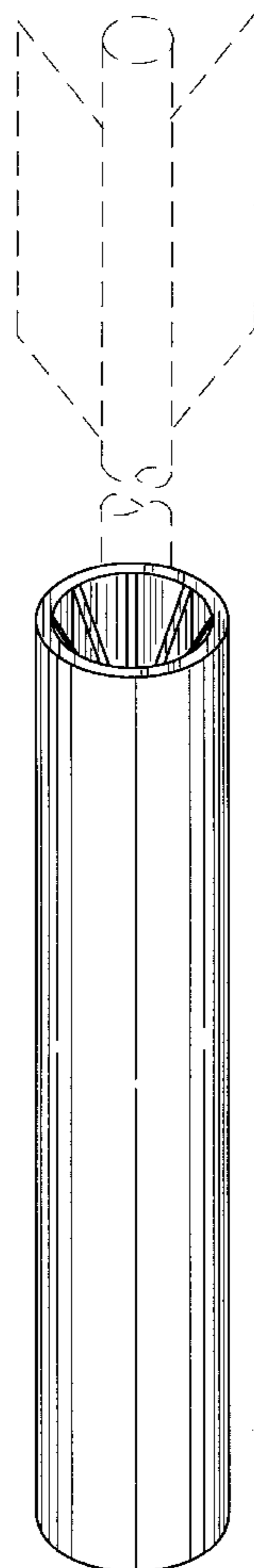
[57] **CLAIM**

The ornamental design for an arrow lubricant applicator-container, as shown and described.

DESCRIPTION

FIG. 1 is a perspective view of an arrow lubricant applicator-container made in accordance with my design;
FIG. 2 is a top plan view thereof;
FIG. 3 is an elevational side view thereof; and,
FIG. 4 is a bottom plan view thereof.

1 Claim, 1 Drawing Sheet



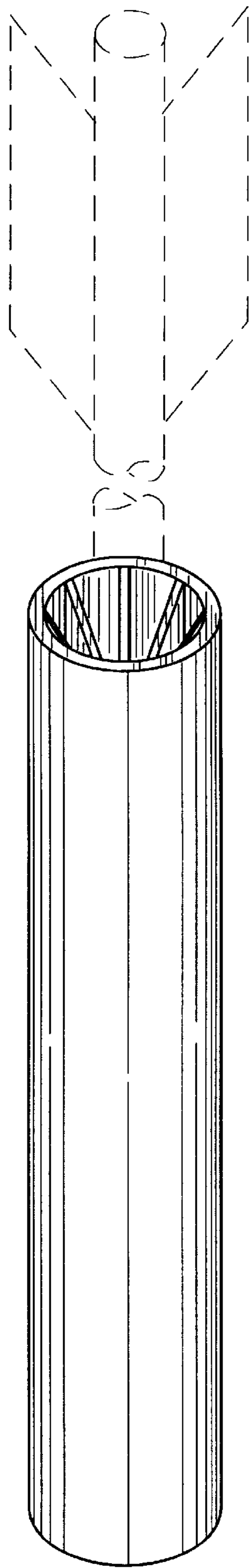


FIG. 1




FIG. 2

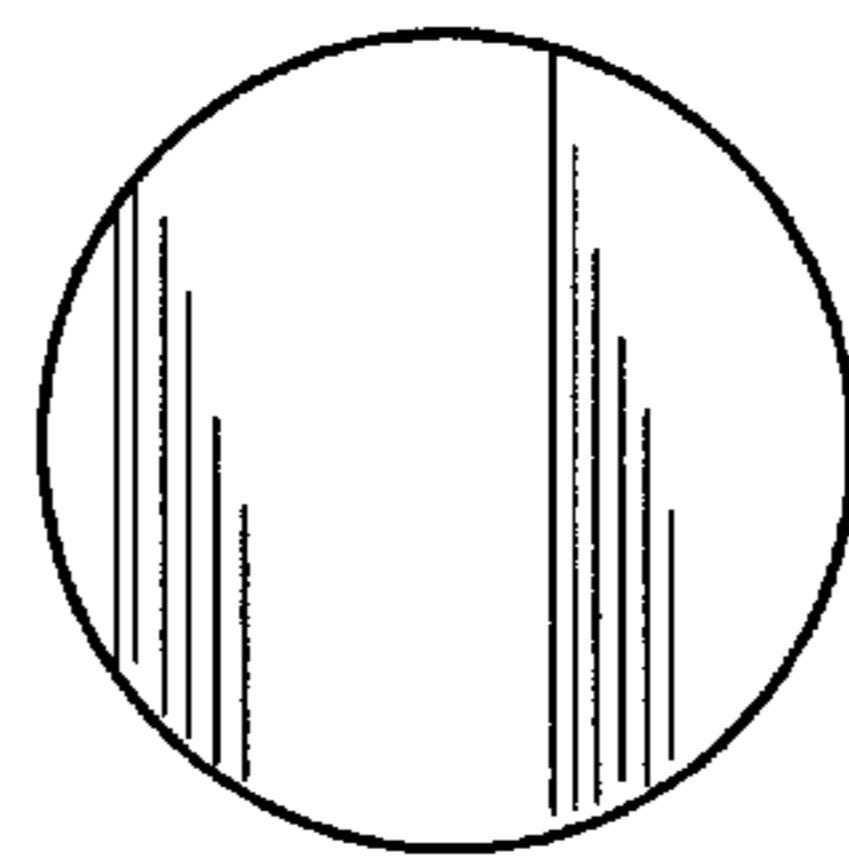


FIG. 4




FIG. 3