



US00D395481S

United States Patent [19]

Corbett et al.

[11] **Patent Number: Des. 395,481**

[45] **Date of Patent: **Jun. 23, 1998**

[54] GOLF PRACTICE SCREEN

[76] Inventors: **Don P. Corbett**, 62 Steeles Cres,
Cambridge, Ontario, Canada, N1R 8C3;
Ronald L. Wiseman, 93 Carmine
Crescent,, Cambridge, Ontario, Canada,
N3C 3Z4

[**] Term: **14 Years**

[21] Appl. No.: **71,196**

[22] Filed: **May 22, 1997**

[51] **LOC (6) Cl. 21-02**

[52] **U.S. Cl. D21/234**

[58] **Field of Search D21/5, 200, 234;
473/197, 173**

[56] **References Cited**

U.S. PATENT DOCUMENTS

D. 205,040	6/1966	Bruns	D21/234
D. 330,569	10/1992	Bruner	D21/5
D. 352,326	11/1994	Hsiao	D21/234
D. 354,992	1/1995	Hinsperger	D21/5
3,001,795	9/1961	Johnson	473/197

OTHER PUBLICATIONS

Sports Fun Brochure, p. B3, Junior Soccer Goal, 1993.

Primary Examiner—Ted Shooman
Assistant Examiner—Richelle Shelton

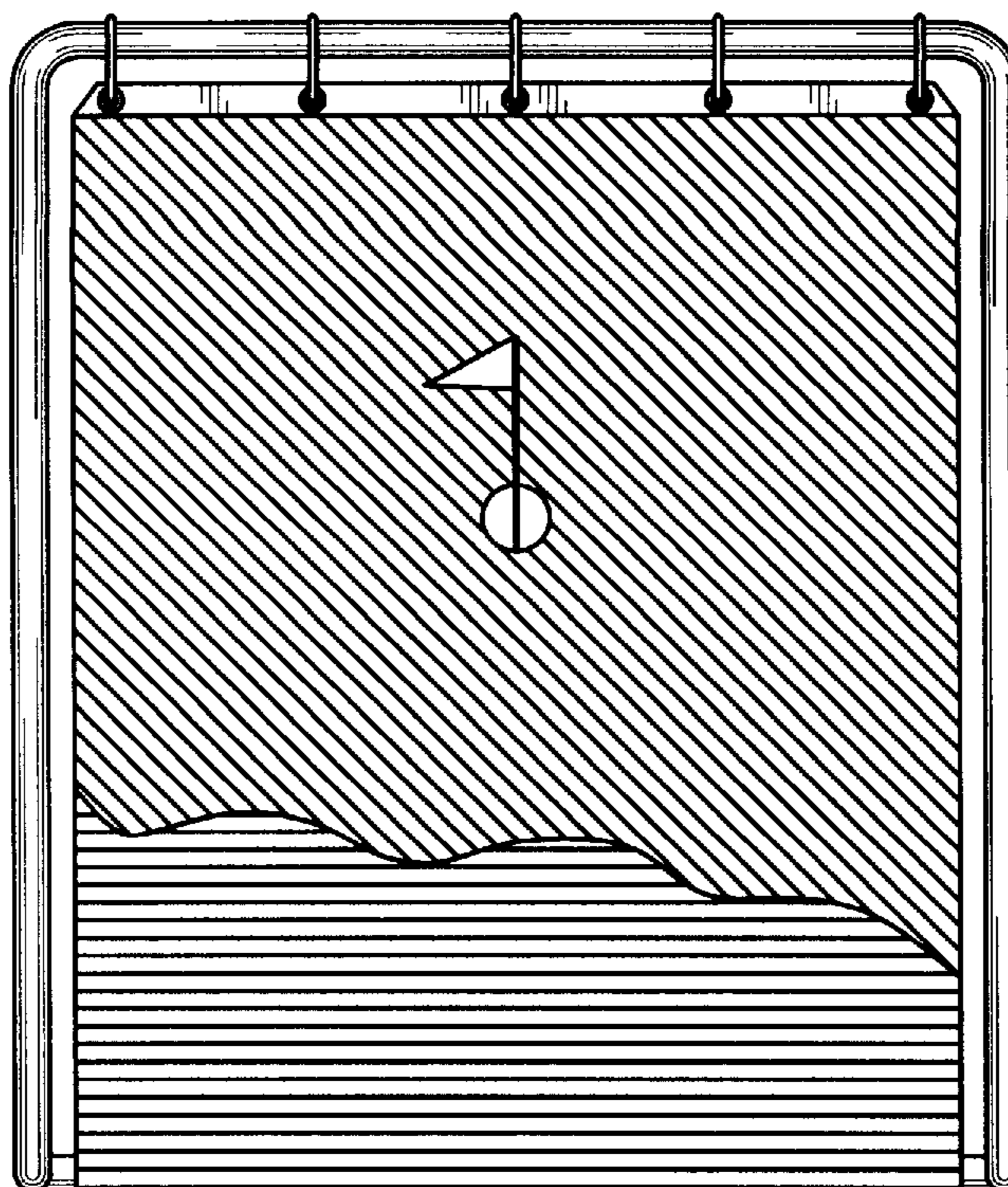
[57] **CLAIM**

The ornamental design for a golf practice screen, as shown and described.

DESCRIPTION

FIG. 1 is a front elevational view of the golf practice screen of the present invention;
FIG. 2 is a back elevational view of the golf practice screen of FIG. 1;
FIG. 3 is a left side elevational view of the golf practice screen of FIG. 1;
FIG. 4 is a right side elevational view of the golf practice screen of FIG. 1;
FIG. 5 is a top plan view of the golf practice screen of FIG. 1; and,
FIG. 6 is a bottom plan view of the golf practice screen of FIG. 1.

1 Claim, 3 Drawing Sheets






Fig. 1




Fig. 2




Fig. 3




Fig. 4




Fig. 5




Fig. 6