



US00D395469S

**United States Patent** [19]  
**Glickman**

[11] **Patent Number: Des. 395,469**

[45] **Date of Patent: \*\*Jun. 23, 1998**

[54] **RIGHT ANGLE GEAR FOR TOY CONSTRUCTION SET**

[75] Inventor: **Joel I. Glickman**, Huntingdon Valley, Pa.

[73] Assignee: **Connector Set Limited Partnership**, Hatfield, Pa.

[\*\*] Term: **14 Years**

[21] Appl. No.: **64,967**

[22] Filed: **Jan. 16, 1997**

[51] **LOC (6) Cl.** ..... **21-01**

[52] **U.S. Cl.** ..... **D21/108**

[58] **Field of Search** ..... D21/108, 109, D21/141, 124, 125; 446/85, 103-104, 93, 465, 466; 434/401

D. 364,199 11/1995 Schmidt et al. .... D21/108

1,286,915 12/1918 Barton ..... 434/401

3,172,666 3/1965 Ryan ..... 434/401

3,450,572 6/1969 Rietveld ..... D21/108

4,493,669 1/1985 Neuhierl ..... 446/103

5,194,031 3/1993 Sahler ..... 446/103

*Primary Examiner*—Raphael Barkai  
*Attorney, Agent, or Firm*—Schweitzer Cornman Gross & Bondell LLP

[57] **CLAIM**

The ornamental design for a right angle gear for toy construction set, as shown and described.

**DESCRIPTION**

FIG. 1 is a top plan view thereof;  
FIG. 2 is a side elevational view thereof;  
FIG. 3 is a front elevational view thereof;  
FIG. 4 is a side elevational thereof;  
FIG. 5 is a bottom plan view thereof;  
FIG. 6 is a perspective view thereof, looking at the front; and,  
FIG. 7 is a perspective view thereof, looking at the back.

[56] **References Cited**

U.S. PATENT DOCUMENTS

D. 285,592 9/1986 Kusuner ..... D21/108

D. 314,995 2/1991 Poulsen ..... D21/108

**1 Claim, 2 Drawing Sheets**

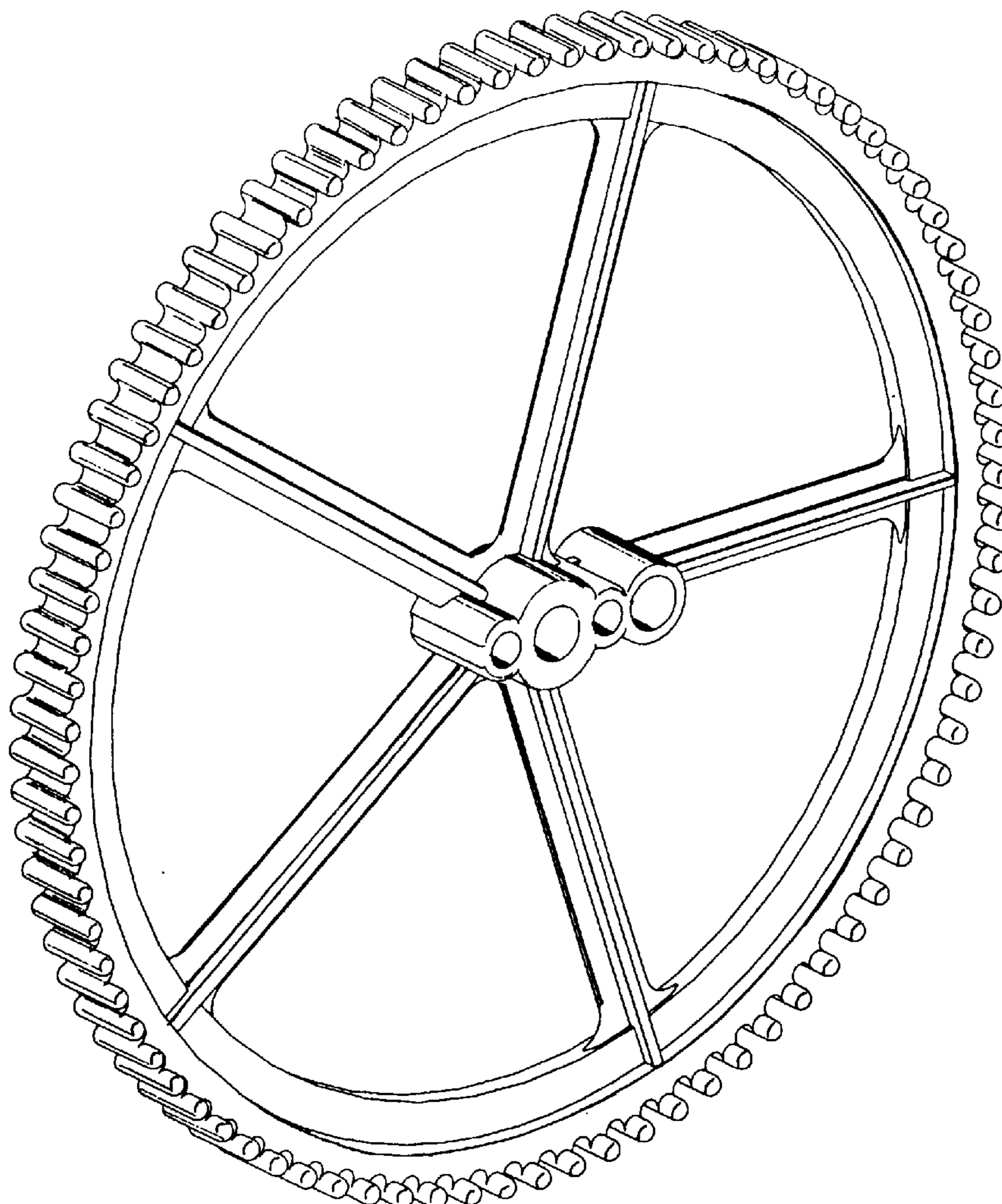




figure 1

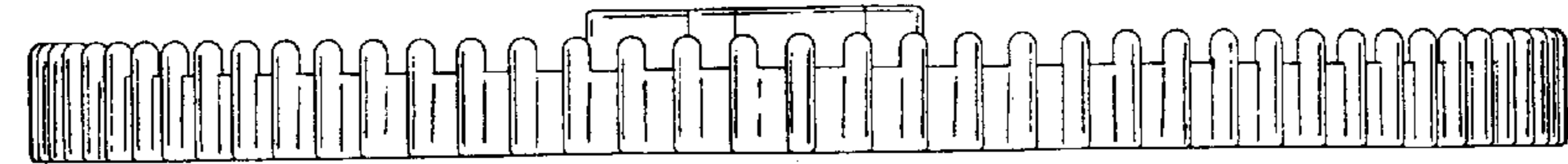


figure 2




figure 3

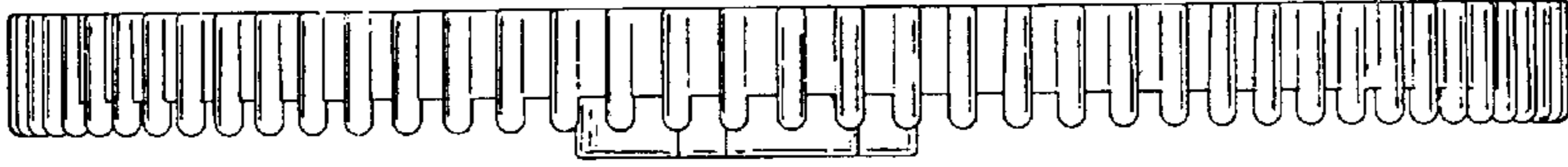


figure 4

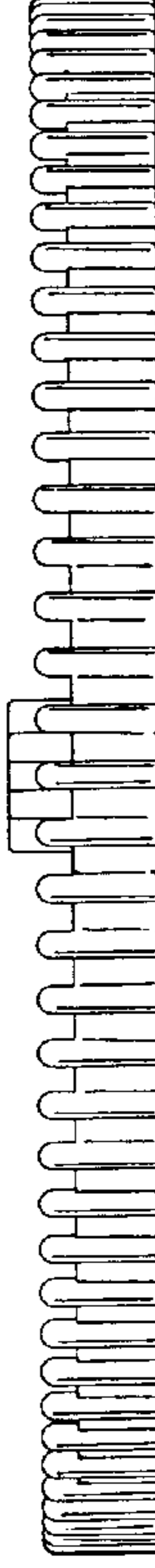


figure 5

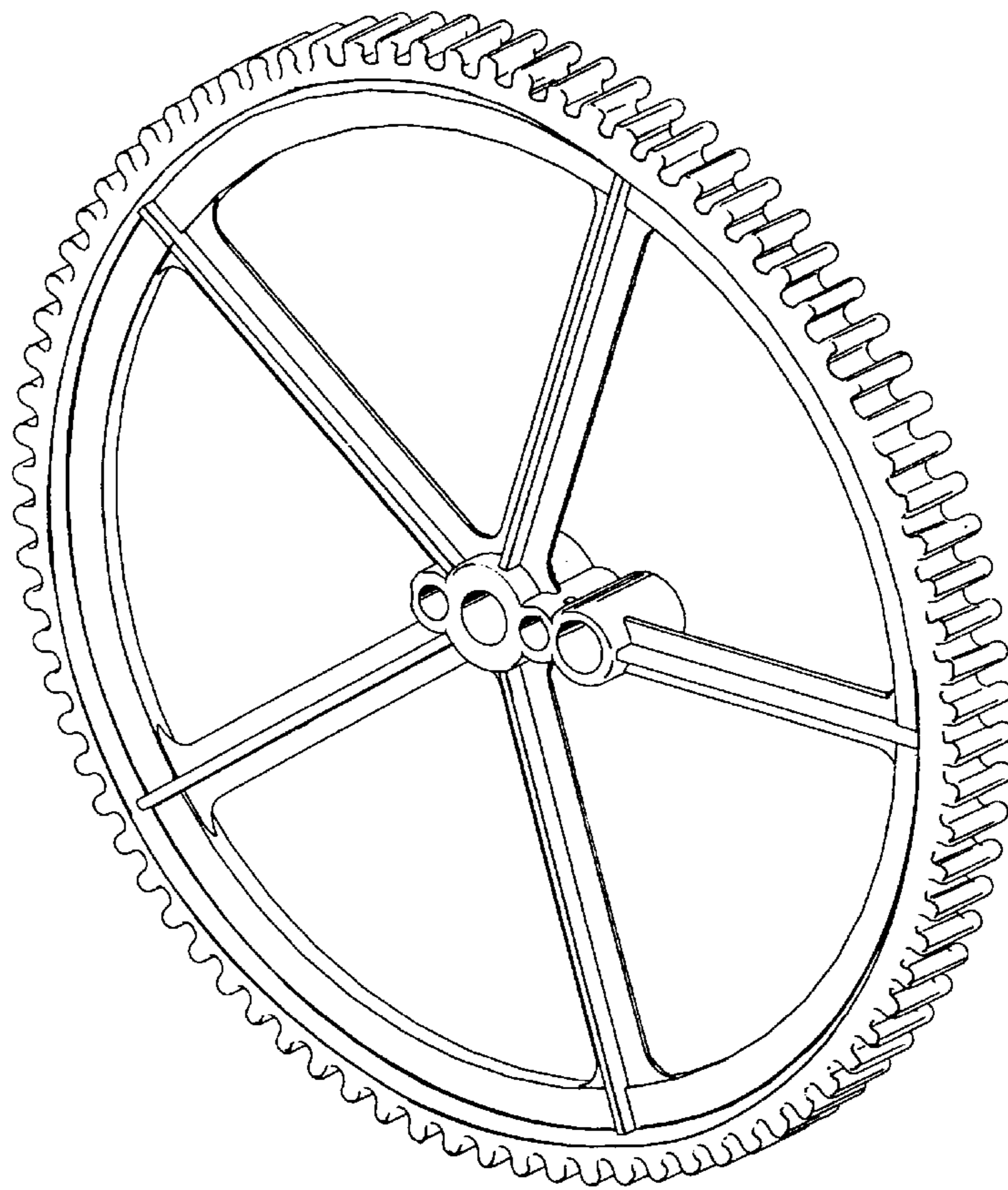


figure 7

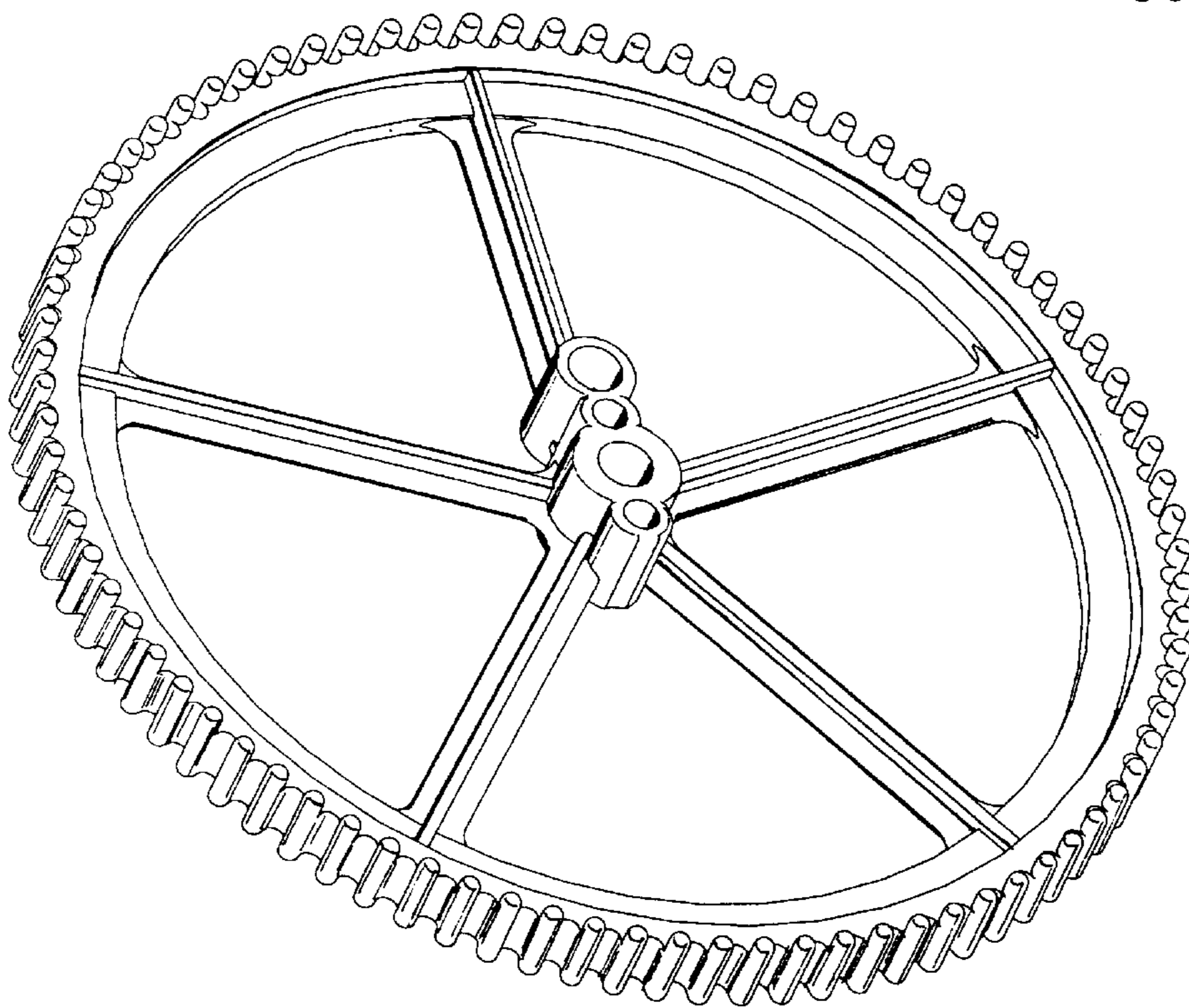


figure 6