



US00D395466S

# United States Patent [19]

[11] **Patent Number: Des. 395,466**

**Hargreaves**

[45] **Date of Patent: \*\*Jun. 23, 1998**

[54] **COMBINED KALEIDOSCOPE AND HOLDER**

3,673,909 7/1972 Birnkrant ..... D11/117 X  
3,884,547 5/1975 Parrino ..... 359/617 X  
4,854,657 8/1989 Scott ..... 359/617 X

[76] Inventor: **Carol A. Hargreaves**, P.O. Box 642,  
Sandisfield, Mass. 01255

*Primary Examiner*—Dominic Simone  
*Attorney, Agent, or Firm*—William F. Mufatti

[\*\*] Term: **14 Years**

[57] **CLAIM**

[21] Appl. No.: **50,797**

The ornamental design for a combined kaleidoscope and holder, as shown and described.

[22] Filed: **Feb. 26, 1996**

[51] **LOC (6) Cl. .... 21-01**

[52] **U.S. Cl. .... D21/60**

[58] **Field of Search** ..... D21/60; 359/616,  
359/617; D11/117, 143, 144, 152

**DESCRIPTION**

[56] **References Cited**

**U.S. PATENT DOCUMENTS**

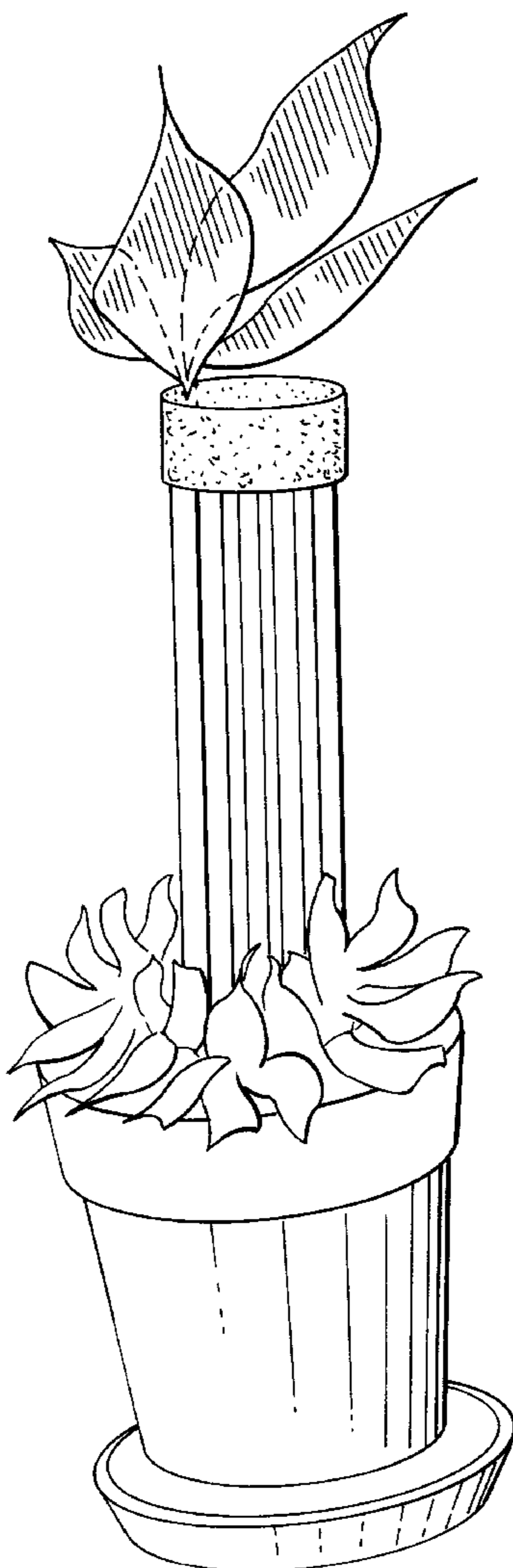
- D. 203,401 1/1966 Burnside ..... D21/60
- D. 230,482 2/1974 Levey ..... D11/117 X
- D. 288,700 3/1987 Kalish ..... D21/60
- D. 342,693 12/1993 Kozma ..... D11/117
- D. 350,163 8/1994 Jones ..... D21/60
- 2,447,623 8/1948 Zemelman ..... 359/617

FIG. 1 is a perspective view of a combined kaleidoscope and holder showing my new design the opposite side being a mirror image;

FIG. 2 is a perspective view of the holder shown separately for clarity of disclosure, the opposite side being a mirror image; and,

FIG. 3 is a bottom perspective view of the kaleidoscope shown separately for clarity of disclosure, the opposite side being a mirror image.

**1 Claim, 2 Drawing Sheets**



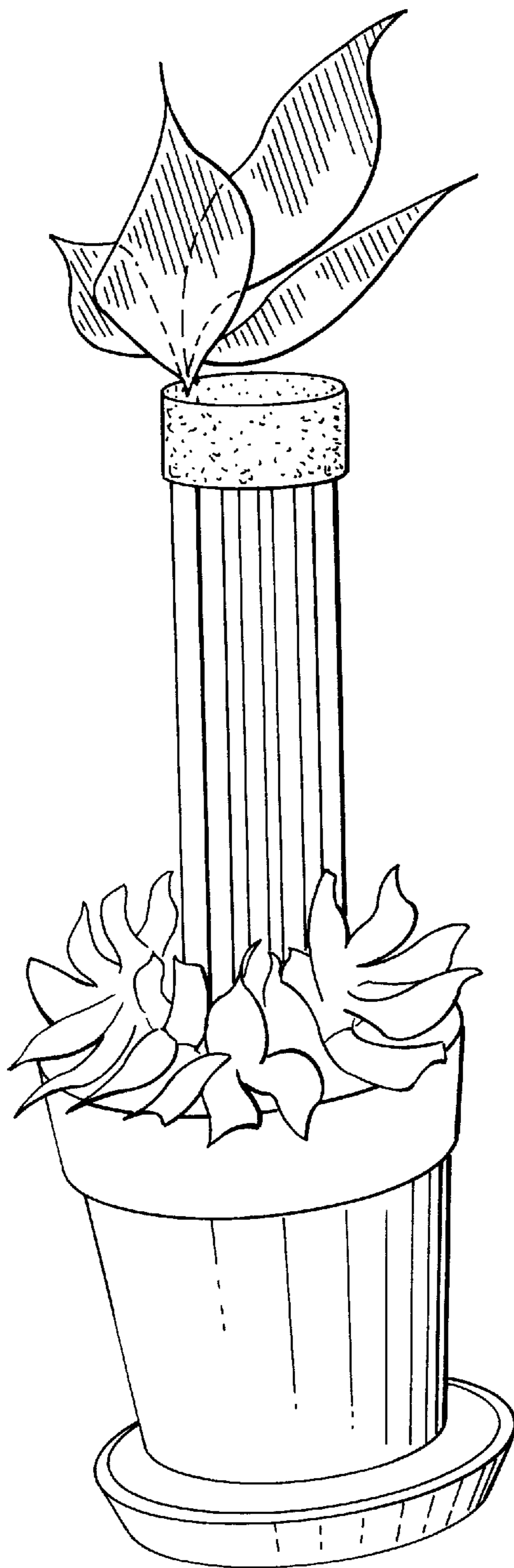


FIG. 1




FIG. 2

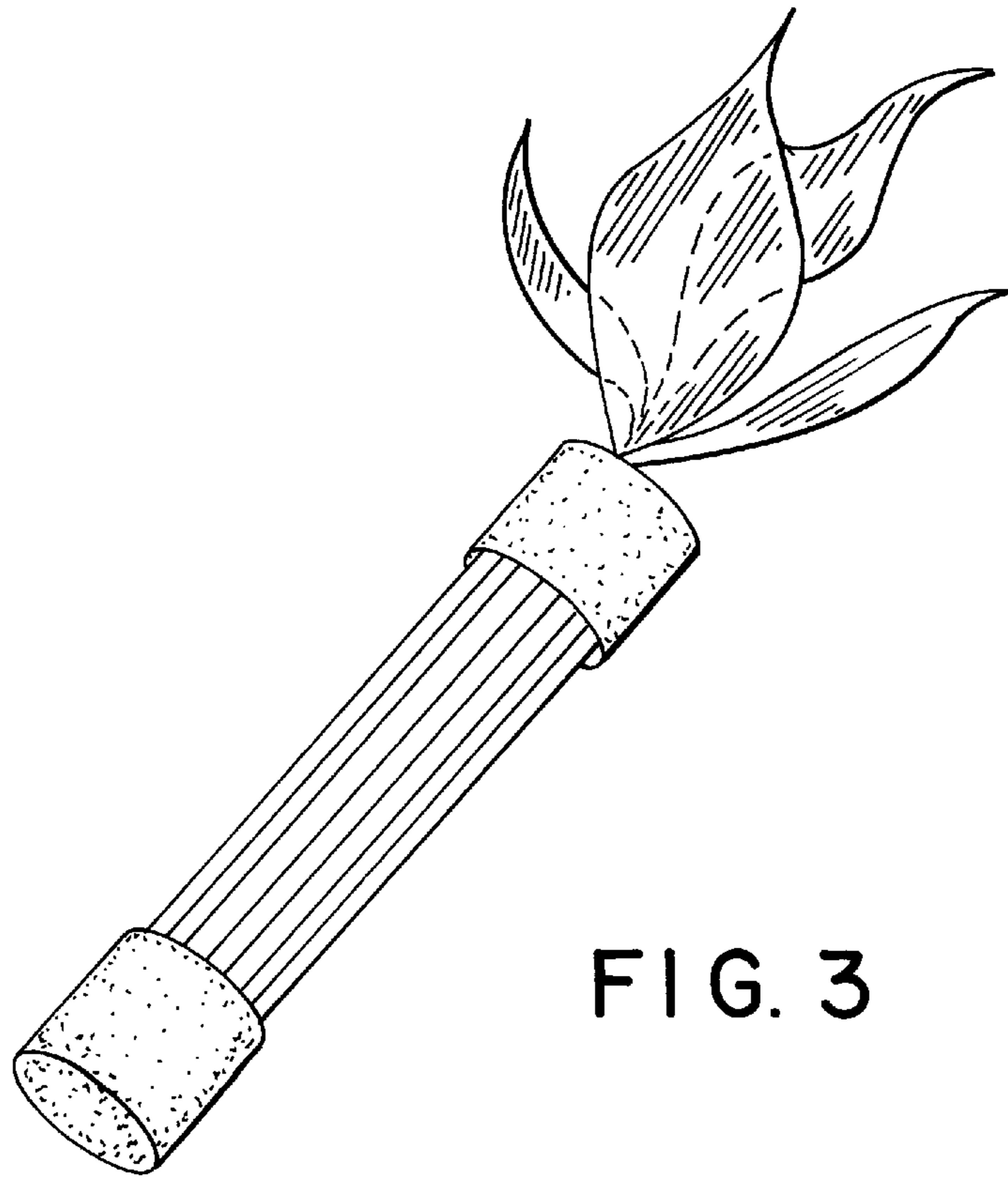


FIG. 3