



US00D395449S

United States Patent [19]

Bussiere et al.

[11] **Patent Number: Des. 395,449**

[45] **Date of Patent: **Jun. 23, 1998**

[54] **CAP FOR WRITING INSTRUMENT**

[75] Inventors: **John R. Bussiere**, Littleton, Mass.;
Geoffrey A. Hollington, London, Great Britain

[73] Assignee: **The Gillette Company**, Boston, Mass.

[**] Term: **14 Years**

[21] Appl. No.: **63,734**

[22] Filed: **Dec. 13, 1996**

[51] **LOC (6) Cl.** **19-06**

[52] **U.S. Cl.** **D19/57; D19/51; D19/56**

[58] **Field of Search** D19/35, 36, 41-51,
D19/53-58, 81-85; 401/202, 243, 244,
245, 246, 247, 209

[56] **References Cited**

U.S. PATENT DOCUMENTS

D. 266,856 11/1982 Oka D19/57

D. 327,911 7/1992 Poisson D19/49
D. 330,389 10/1992 Katami et al. D19/57
D. 335,141 4/1993 Katami et al. D19/49 X
D. 335,142 4/1993 Katami et al. D19/56 X
D. 349,297 8/1994 Shimizu D19/56 X

Primary Examiner—Martie Thompson
Attorney, Agent, or Firm—Owen J. Meegan; Aubrey C. Brine; Donal B. Tobin

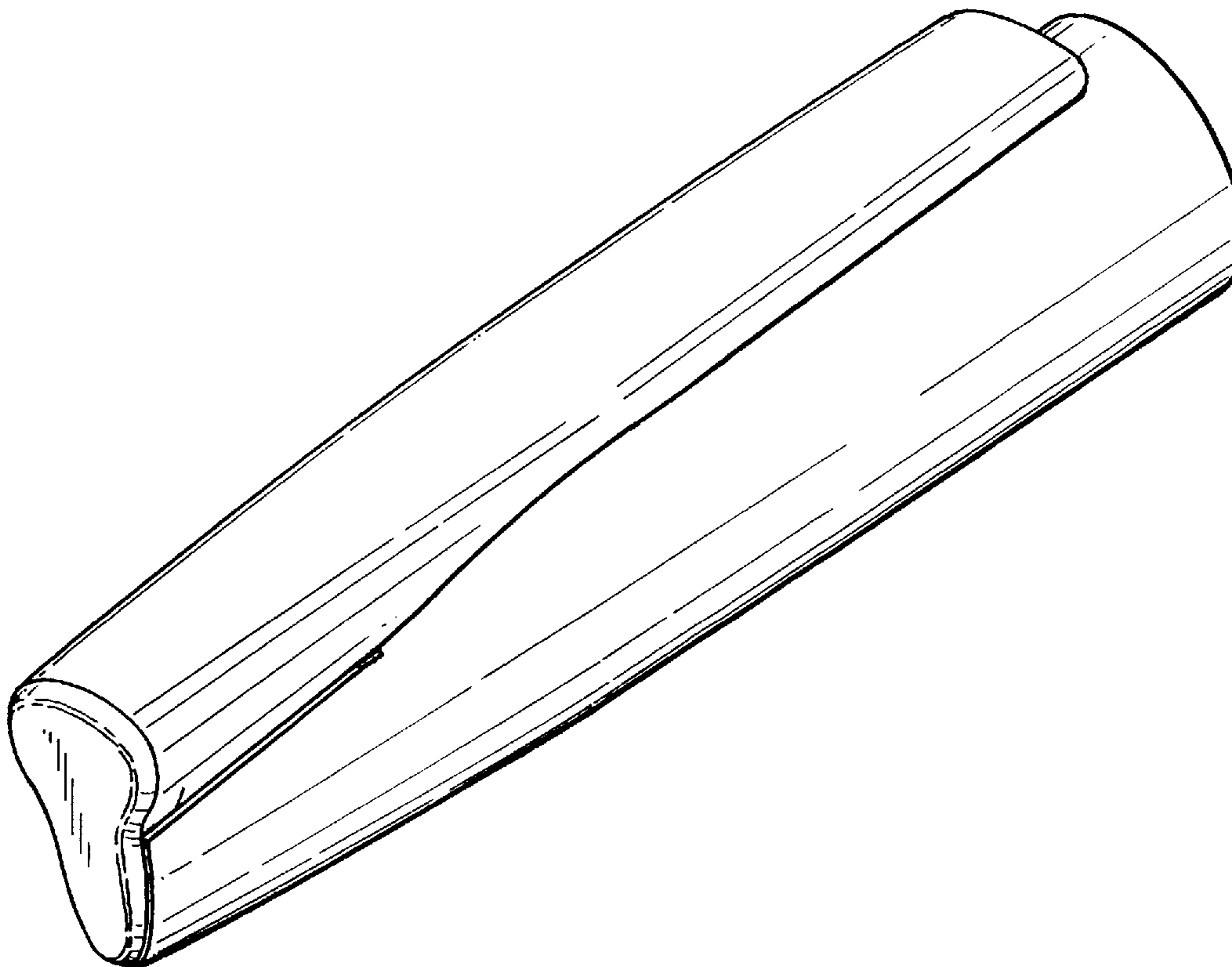
[57] **CLAIM**

The ornamental design for a cap for writing instrument, as shown.

DESCRIPTION

FIG. 1 is a perspective view of a cap for a writing instrument showing our new design;
FIG. 2 is a front elevational view;
FIG. 3 is a left side elevational view;
FIG. 4 is a rear elevational view;
FIG. 5 is a right side elevational view; and,
FIG. 6 is a top plan view.

1 Claim, 2 Drawing Sheets



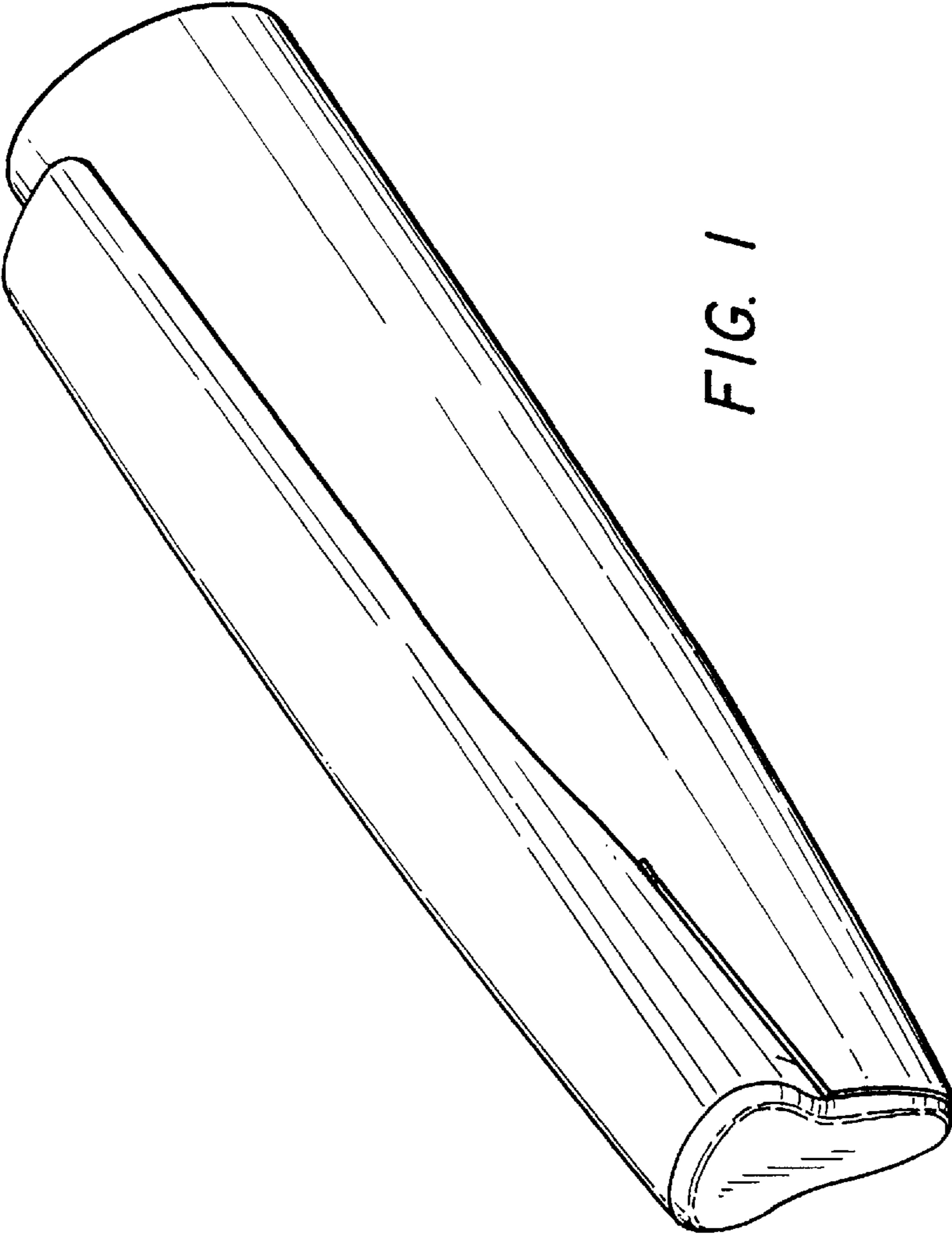


FIG. 1




FIG. 2




FIG. 3




FIG. 4




FIG. 5

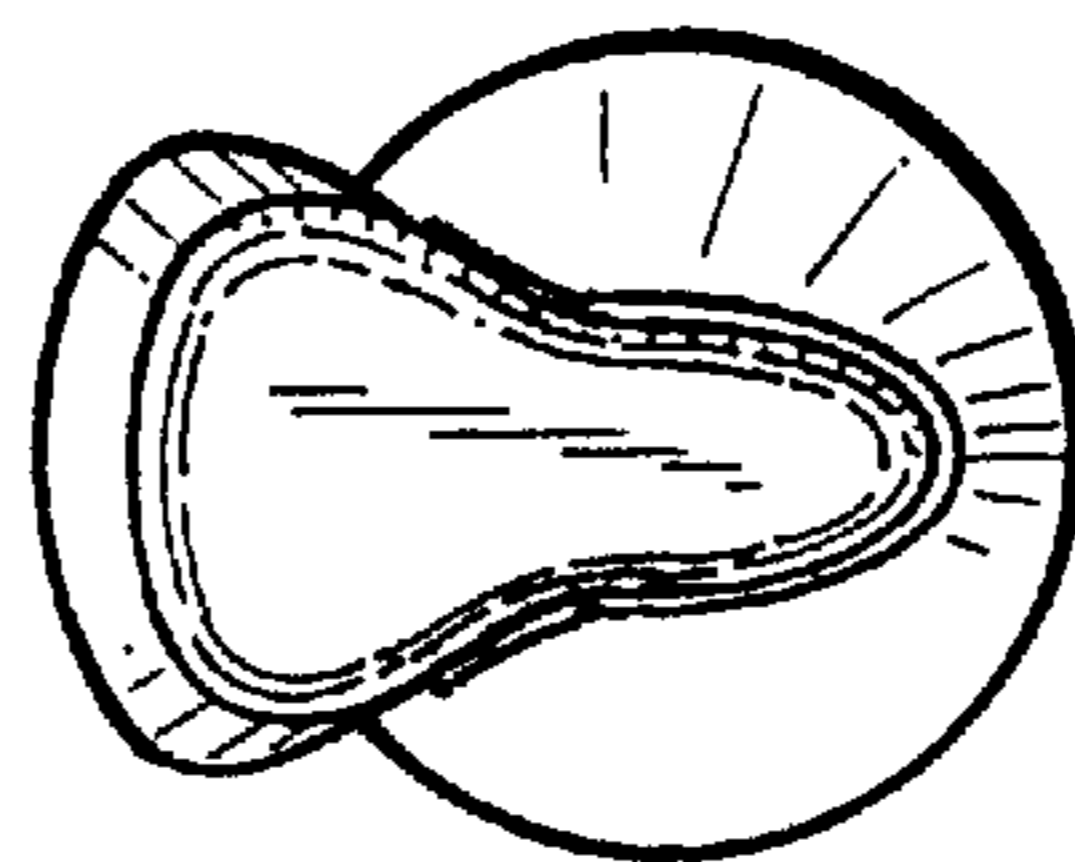


FIG. 6