



US00D395424S

# United States Patent [19]

Nakayama et al.

[11] **Patent Number: Des. 395,424**

[45] **Date of Patent: \*\*Jun. 23, 1998**

[54] **DATA STORAGE SYSTEM**

[75] Inventors: **Morio Nakayama**, Tsurugashima;  
**Kuniaki Edo**, Tokyo, both of Japan

[73] Assignee: **Aiwa Co., Ltd.**, Tokyo, Japan

[\*\*] Term: **14 Years**

[21] Appl. No.: **52,287**

[22] Filed: **Mar. 27, 1996**

[51] **LOC (6) Cl.** ..... **14-02**

[52] **U.S. Cl.** ..... **D14/107; D14/107**

[58] **Field of Search** ..... D14/100, 102,  
D14/107-109; D13/162, 184, 199; D6/432,  
436, 445, 448; 312/208.1, 254; 360/97.01,  
97.04; 361/694, 696

[56] **References Cited**

**U.S. PATENT DOCUMENTS**

- D. 310,661 9/1990 Esslinger ..... D14/102
- D. 310,999 10/1990 Nuttall et al. .... D14/102
- D. 355,194 2/1995 Burke ..... D14/100 X
- D. 359,478 6/1995 Shoda ..... D14/100

**OTHER PUBLICATIONS**

Catalog showing Raidon-LT by Micropolis, 1994.  
*Computer Receller News* of Jul. 11, 1994 showing Raidion  
Fault-Tolerant Disk Arrays.

*Primary Examiner*—Freda Nunn  
*Attorney, Agent, or Firm*—Cushman Darby & Cushman IP  
Group of Pillsbury Madison & Sutro LLP

[57] **CLAIM**

The ornamental design for a data storage system, as shown  
and described.

**DESCRIPTION**

FIG. 1 is a top, front and right side perspective view of a data  
storage;  
FIG. 2 is a top, front and right side perspective view thereof  
shown in working condition;  
FIG. 3 is a front elevational view thereof;  
FIG. 4 is a rear elevational view thereof;  
FIG. 5 is a right side elevational view thereof,  
FIG. 6 is a left side elevational view thereof;  
FIG. 7 is a top plan view thereof; and,  
FIG. 8 is a bottom plan view thereof.

**1 Claim, 2 Drawing Sheets**




FIG. 1




FIG. 2




FIG. 3



FIG. 4






FIG. 5




FIG. 6




FIG. 7




FIG. 8

