

US00D395414S

United States Patent [19]

Grosskopf et al.

[11] Patent Number: **Des. 395,414**

[45] Date of Patent: ****Jun. 23, 1998**

[54] **TIRE TREAD**

[75] Inventors: **Paul Phillip Grosskopf**, Greenville, S.C.; **Jean-Jacques Motta**, Le Cendre, France

[73] Assignee: **Michelin Recherche et Technique S.A.**, Switzerland

[**] Term: **14 Years**

[21] Appl. No.: **59,594**

[22] Filed: **Sep. 13, 1996**

[51] **LOC (6) Cl.** **12-15**

[52] **U.S. Cl.** **D12/147**

[58] **Field of Search** D12/136, 138, D12/140-151; 152/209 D, 209 R

[56] **References Cited**

U.S. PATENT DOCUMENTS

- D. 321,157 10/1991 Cottrell et al. D12/147
- D. 354,027 1/1995 Grosskopf D12/146
- D. 368,245 3/1996 Miyazaki D12/147

OTHER PUBLICATIONS

- General XP2000 As Tire 1995 Tread Design Guide, p. 29, Jan. 1995.
- Atlas LT Radial A/W Tire, 1995 Tread Design Guide, p. 77, Jan. 1995.
- Kumho Power Guard at 822 Tire, 1995 Tread Design Guide, p. 100, Jan. 1995.

- Ohtsu BI-837 Tire, Tire Review Magazine, Feb. 1995, p. 27.
- Tread Design Guide 1991, p. 99, Cooper SRM Radial LT.
- Tread Design Guide 1991, p. 145, Aurora Z38.
- Tread Design Guide 1991, p. 162, Hankook Z39.
- Tread Design Guide 1991, p. 168, Michelin XDHT.
- Tread Design Guide 1995, p. 89, El Dorado Bronco H/D.
- Tread Design Guide 1995, p. 150, Michelin XZY-1.
- Tread Design Guide 1995, p. 162, Toyo M315Z.

Primary Examiner—James Gandy
Assistant Examiner—Robert M. Spear
Attorney, Agent, or Firm—Alan A. Csontos; Robert R. Reed

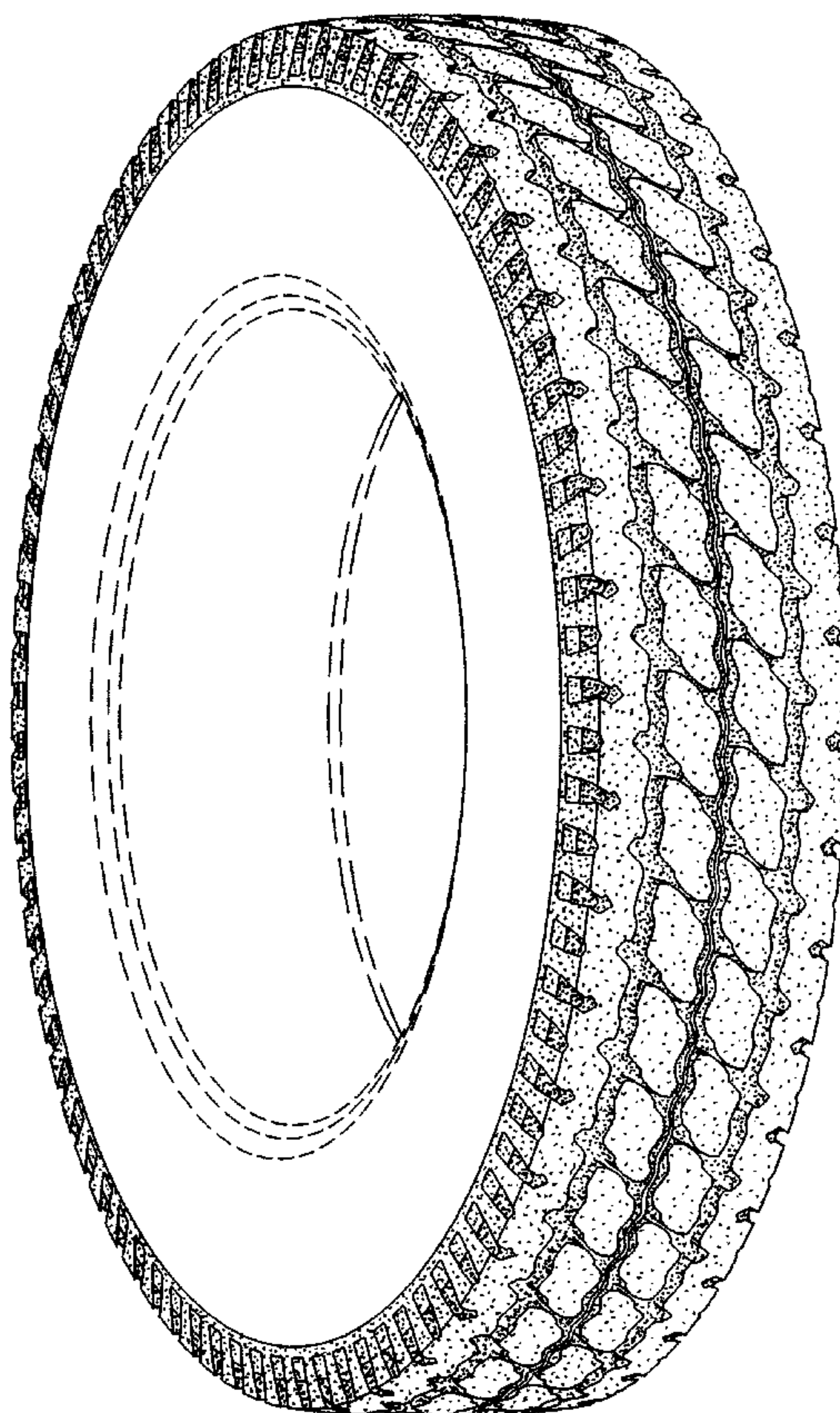
[57] **CLAIM**

The ornamental design for a tire tread, as shown and described.

DESCRIPTION

FIG. 1 is a perspective view of a tire tread showing our new design, it being understood that the tread pattern is repeated throughout the circumference of the tire, the opposite side being substantially the same as that illustrated; and, FIG. 2 is an enlarged fragmentary plan view of a first embodiment of the tread pattern of the tire tread of our design as shown in FIG. 1; and, FIG. 3 is an enlarged fragmentary plan view of a second embodiment of a tire tread, it being understood that the tread pattern repeats uniformly throughout the circumference of the tire as in the FIG. 1 illustration. The broken line showing of a tire inner bead and sidewall is for illustrative purposes only and forms no part of the claimed design.

1 Claim, 3 Drawing Sheets



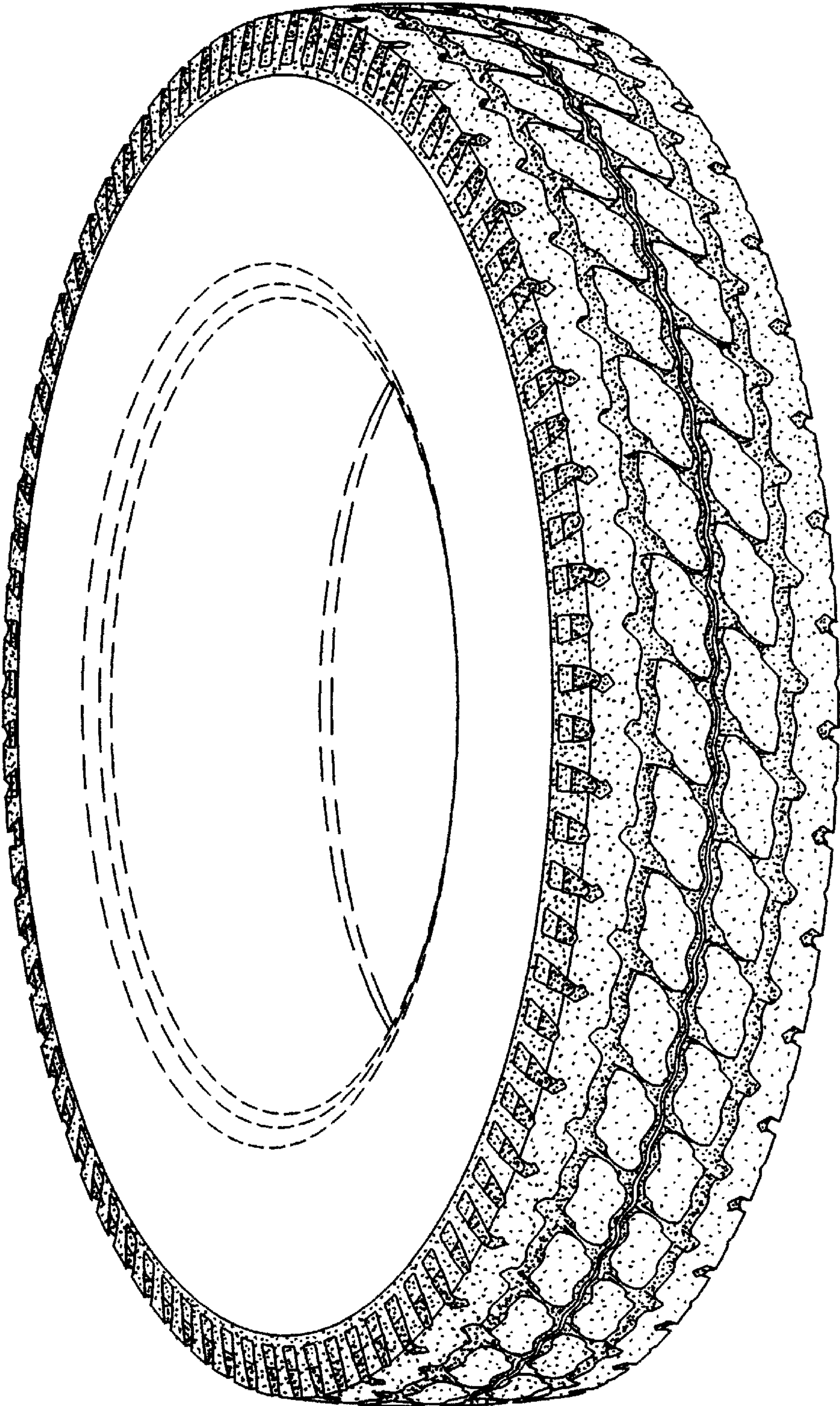


Fig. 1

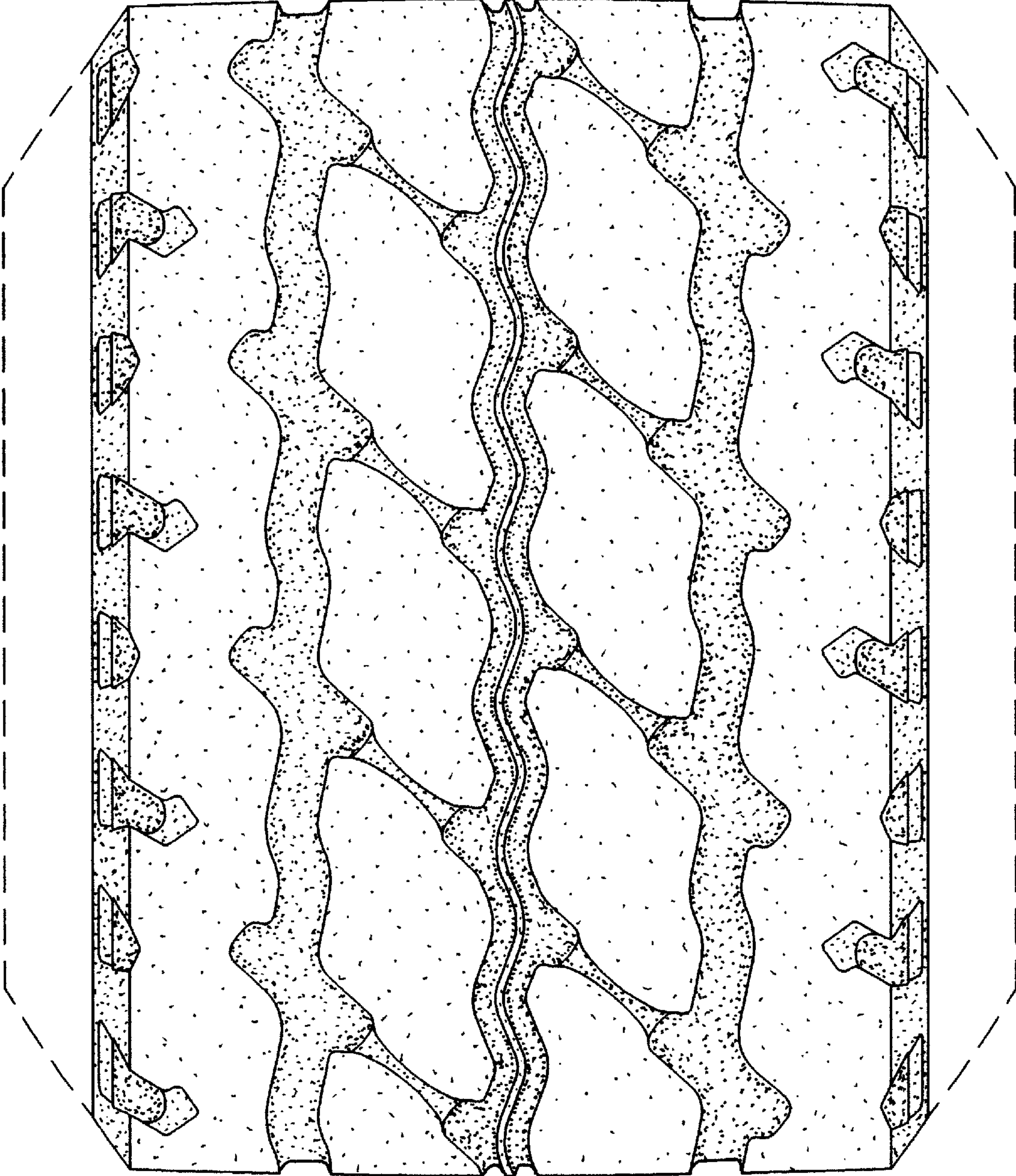


Fig. 2

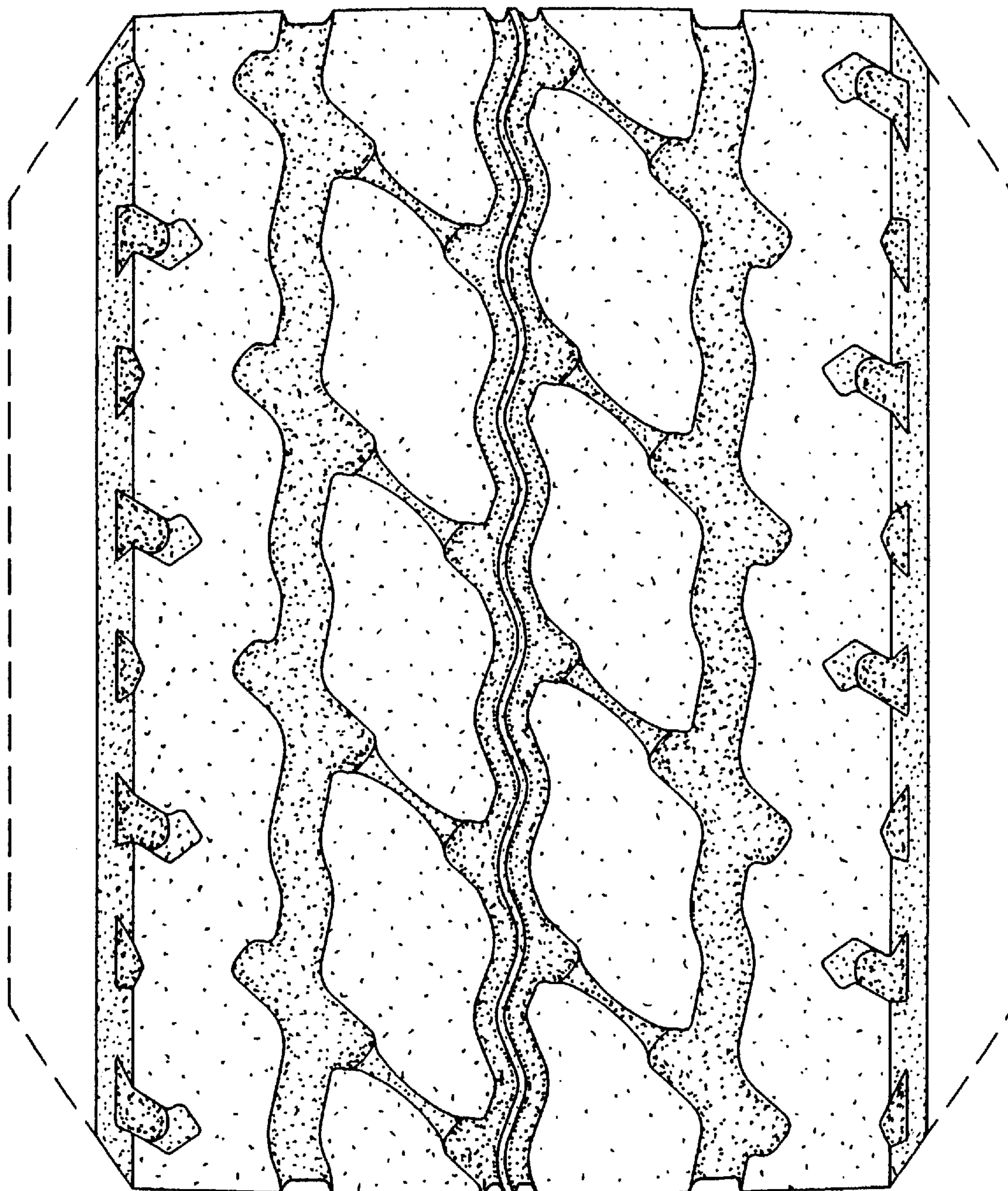


Fig. 3