



US00D395405S

**United States Patent** [19]  
**Brzezinski**

[11] **Patent Number: Des. 395,405**

[45] **Date of Patent: \*\*Jun. 23, 1998**

[54] **WATCH AND BRACELET**

[75] Inventor: **Janet G. Brzezinski**, Middlebury, Conn.

[73] Assignee: **Timex Corp.**, Middlebury, Conn.

[\*\*] Term: **14 Years**

[21] Appl. No.: **71,639**

[22] Filed: **Jun. 5, 1997**

[51] **LOC (6) Cl.** ..... **10-02**

[52] **U.S. Cl.** ..... **D10/32; D10/30**

[58] **Field of Search** ..... D10/1-40, 122-132;  
D11/3-25; 63/1.1, 3, 5, 11; 368/276-277,  
280-282, 285

[56] **References Cited**

**U.S. PATENT DOCUMENTS**

D. 126,086	3/1941	Bayan	.....	D11/3
D. 173,499	11/1954	Katz	.....	D11/6 X
D. 329,611	9/1992	Burgener	.....	D10/30
D. 373,540	9/1996	Cattin	.....	D10/32
D. 374,402	10/1996	Lassigne	.....	D10/32
D. 376,545	12/1996	Bulgari	.....	D10/32
D. 382,494	8/1997	Wunderman	.....	D10/32

**FOREIGN PATENT DOCUMENTS**

DM/029461 6/1993 WIPO .

**OTHER PUBLICATIONS**

*Hong Kong Enterprise*—Jul. 1988—p. 80—Watch at top-right.

*Primary Examiner*—Nelson C. Holtje  
*Attorney, Agent, or Firm*—Paul R. Juhasz

[57] **CLAIM**

The ornamental design for a “watch and bracelet”, as shown and described.

**DESCRIPTION**

FIG. 1 is a perspective elevational view of a “watch and bracelet”;

FIG. 2 is a top plan view thereof;

FIG. 3 is a right side elevational view thereof;

FIG. 4 is a bottom plan view thereof;

FIG. 5 is a left side elevational view thereof;

FIG. 6 is an end elevational view thereof; and,

FIG. 7 is the other end elevational view thereof.

The broken line showing of a watch dial is for illustrative purposes only and forms no part of the claimed design.

**1 Claim, 2 Drawing Sheets**



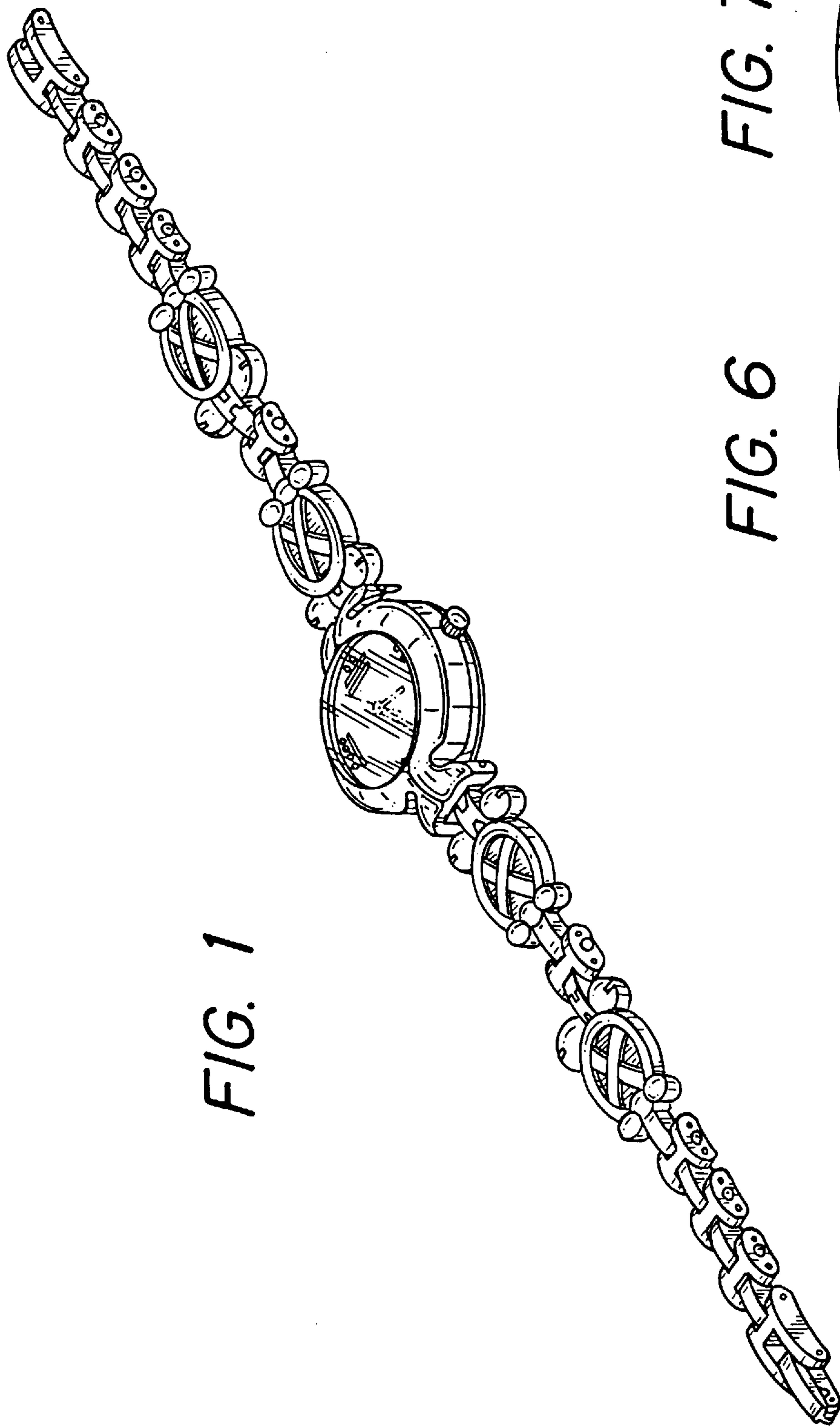


FIG. 1

FIG. 7



FIG. 6

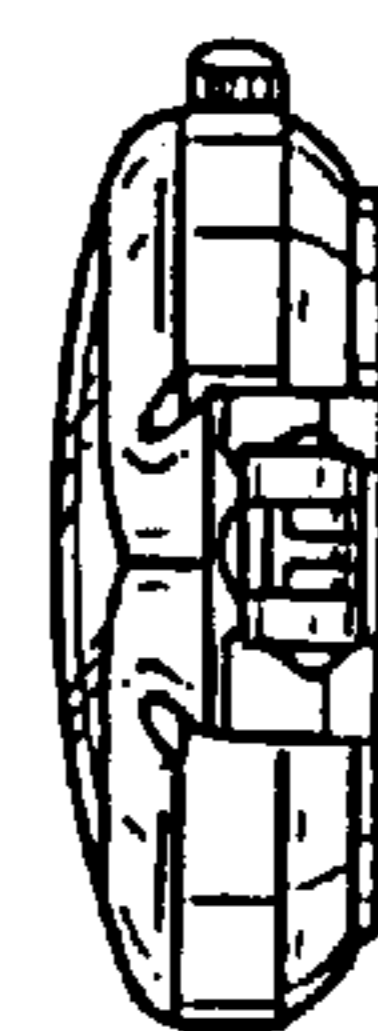


FIG. 2

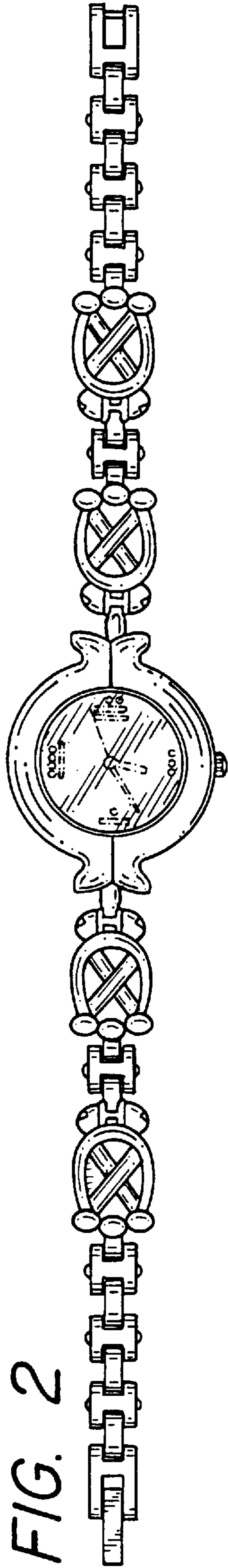


FIG. 3



FIG. 4




FIG. 5

