



US00D395393S

United States Patent [19]

Liistro et al.

[11] **Patent Number: Des. 395,393**

[45] **Date of Patent: **Jun. 23, 1998**

[54] **CLOSURE CLIP**

D. 333,786 3/1993 Carroll D9/435
4,296,529 10/1981 Brown 24/30.5 S X

[75] Inventors: **Brenda O'Grady Liistro**, Westport, Conn.; **Ursula M. Sättler-Cohen**, La Jolla, Calif.

Primary Examiner—Gary D. Watson
Assistant Examiner—Cathron B. Matta
Attorney, Agent, or Firm—Ohlandt, Greeley, Ruggiero & Perle

[73] Assignee: **Playtex Products, Inc.**, Westport, Conn.

[57] **CLAIM**

[**] Term: **14 Years**

The ornamental design for a closure clip, as shown and described.

[21] Appl. No.: **42,912**

[22] Filed: **Aug. 21, 1995**

DESCRIPTION

[51] **LOC (6) Cl.** **09-07**

[52] **U.S. Cl.** **D9/434; D24/195**

[58] **Field of Search** D9/434, 435, 499, D9/443; D8/394, 395; D11/215; D24/197-199, 195; D28/42; 215/386


FIG. 1 is a front view of a first embodiment of a closure clip showing my new design;
FIG. 2 is a rear view of the closure clip opposite the view shown in FIG. 1;
FIG. 3 is a top view of the closure clip of FIG. 1;
FIG. 4 is a side elevational view of the closure clip of FIG. 1 with the closure clip opened at a 45 degree angle; and
FIG. 5 is a side elevational view of the closure clip opposite the view shown in FIG. 4.

[56] **References Cited**

U.S. PATENT DOCUMENTS

D. 299,008 12/1988 Naslund D9/443
D. 314,430 2/1991 Smith et al. D24/195

1 Claim, 1 Drawing Sheet






FIG. 1




FIG. 2

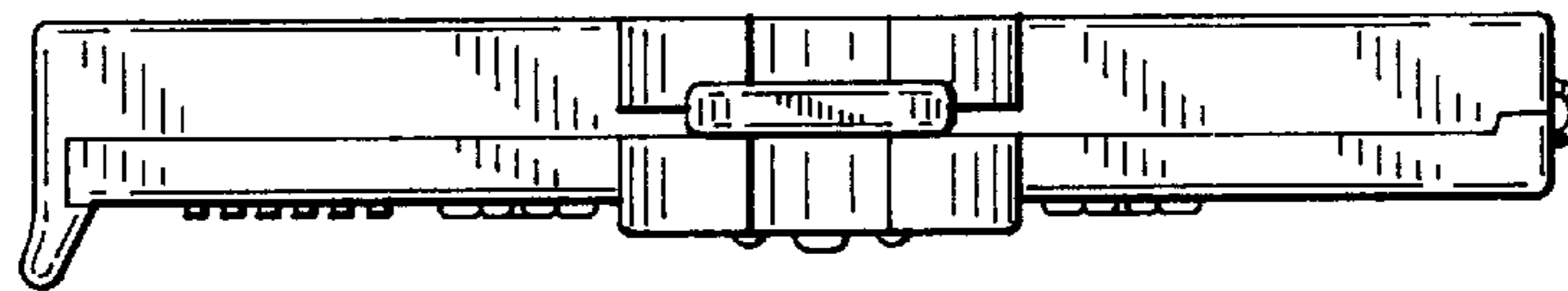


FIG. 3

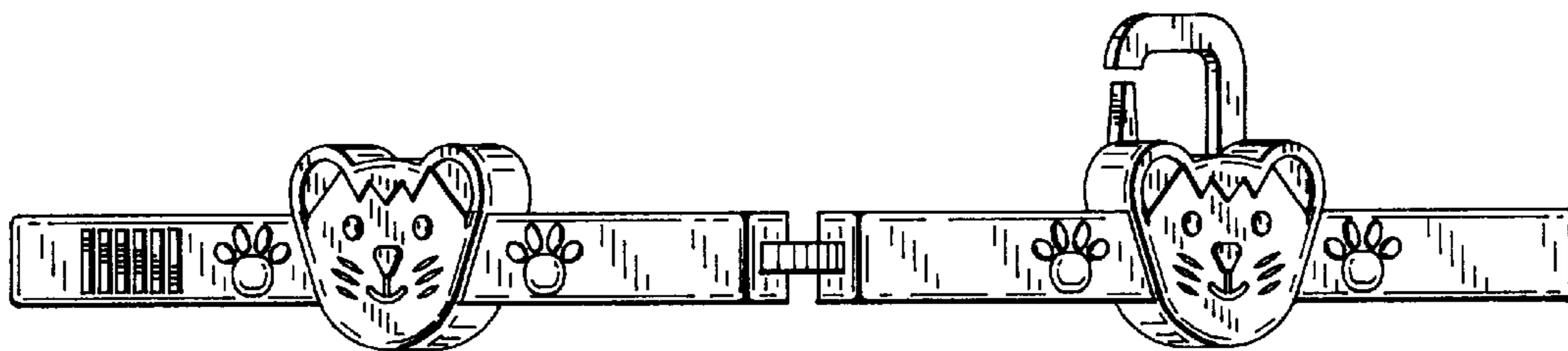


FIG. 4

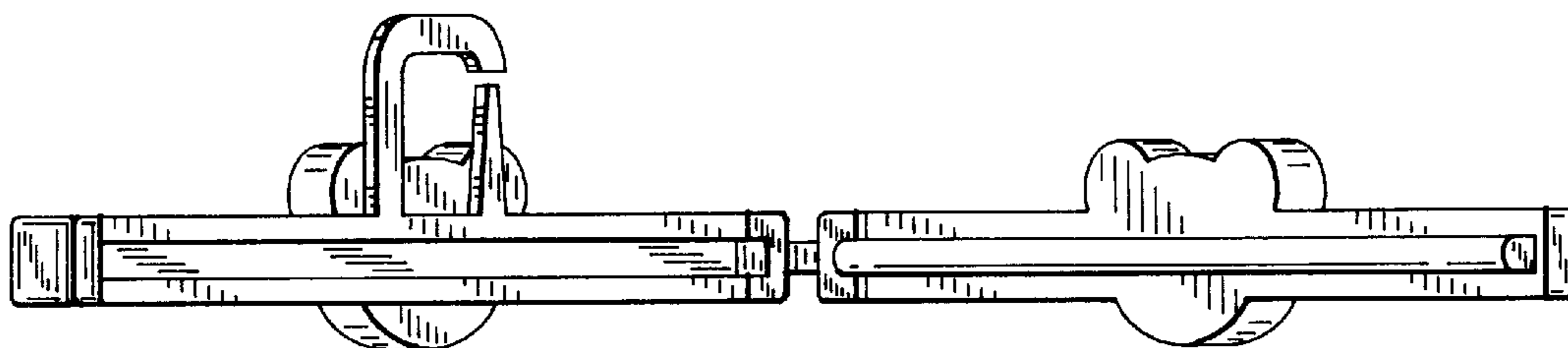


FIG. 5