



US00D395392S

United States Patent [19]

Lahm et al.

[11] **Patent Number: Des. 395,392**

[45] **Date of Patent: **Jun. 23, 1998**

[54] **TRAY PACKAGE**

[75] Inventors: **William J. Lahm**, Sumter, S.C.;
Stephen C. Conley, North Attleboro,
Mass.

[73] Assignee: **Becton Dickinson and Company**,
Franklin Lakes, N.J.

[**] Term: **14 Years**

[21] Appl. No.: **60,358**

[22] Filed: **Sep. 26, 1996**

[51] **LOC (6) Cl.** **09-07**

[52] **U.S. Cl.** **D9/425**

[58] **Field of Search** D9/424, 425, 414,
D9/431, 341, 347, 456; D3/304, 313, 314,
901, 905; 206/425, 449, 518, 557, 564;
220/657, 675

[56] **References Cited**

U.S. PATENT DOCUMENTS

- D. 276,025 10/1984 Hexamer D9/425
- D. 283,487 4/1986 Holewinski et al. D9/425 X
- D. 352,203 11/1994 Campbell et al. D7/553
- D. 365,985 1/1996 Rousmaniere et al. D9/425 X

- D. 368,584 4/1996 Stommel, Jr. D9/425 X
- 4,013,798 3/1977 Goltos 220/556 X
- 5,236,119 8/1993 Chu 229/407
- 5,503,858 4/1996 Reskow 206/557 X

Primary Examiner—Prabhakar G. Deshmukh
Attorney, Agent, or Firm—Nanette S. Thomas; Susan A. Capello

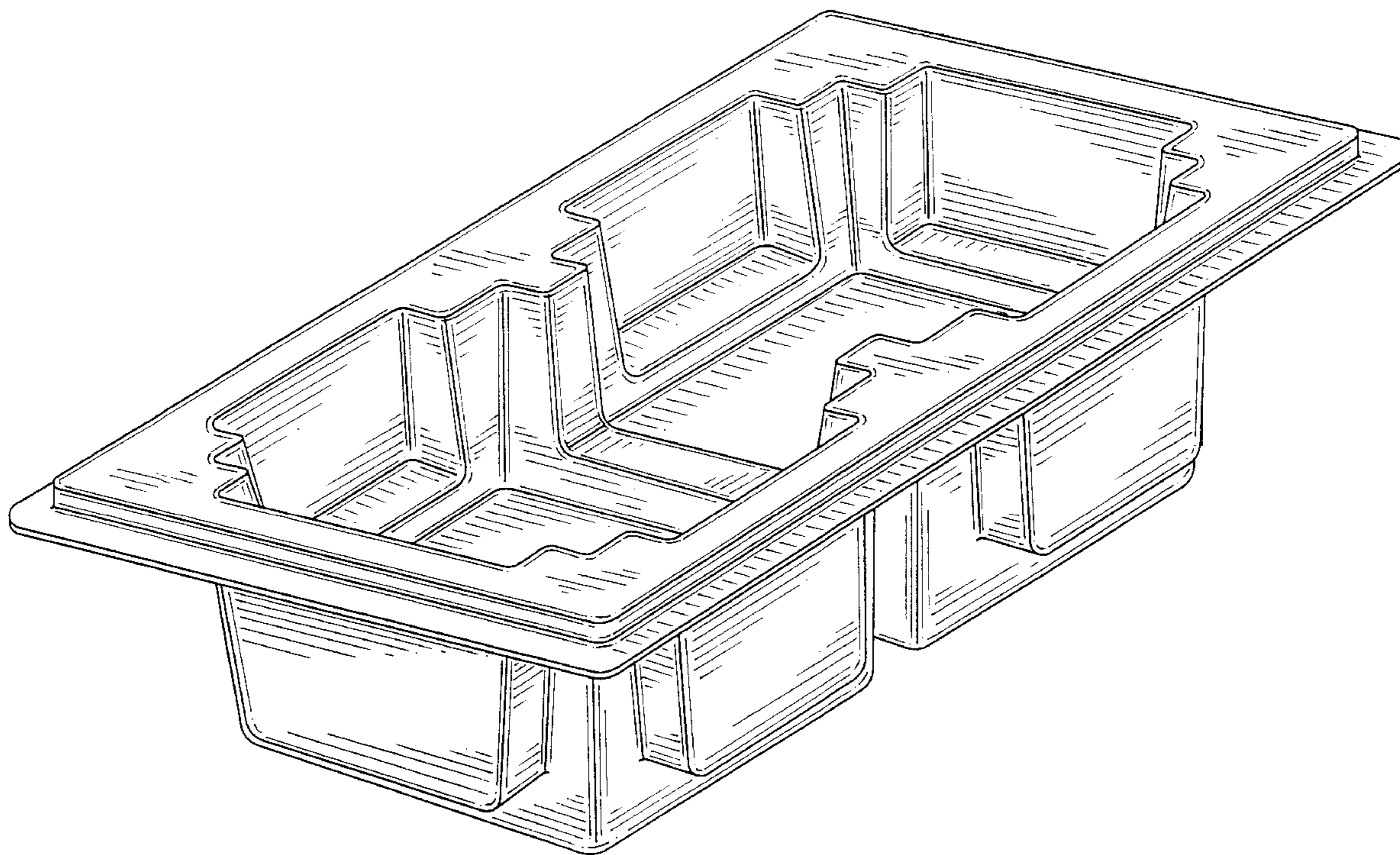
[57] **CLAIM**

The ornamental design for a tray package, as shown and described.

DESCRIPTION

FIG. 1 is a perspective view of a tray package showing our new design;
 FIG. 2 is a top plan view thereof;
 FIG. 3 is a left side elevational view thereof; the right side elevational view being a mirror image thereof;
 FIG. 4 is a front elevational view thereof; the rear elevational view being a mirror image thereof;
 FIG. 5 is a bottom plan view thereof; and,
 FIG. 6 is a perspective view thereof, the broken line showing of tissue culture assemblies is for illustrative purpose and forms no part of the claim.

1 Claim, 5 Drawing Sheets



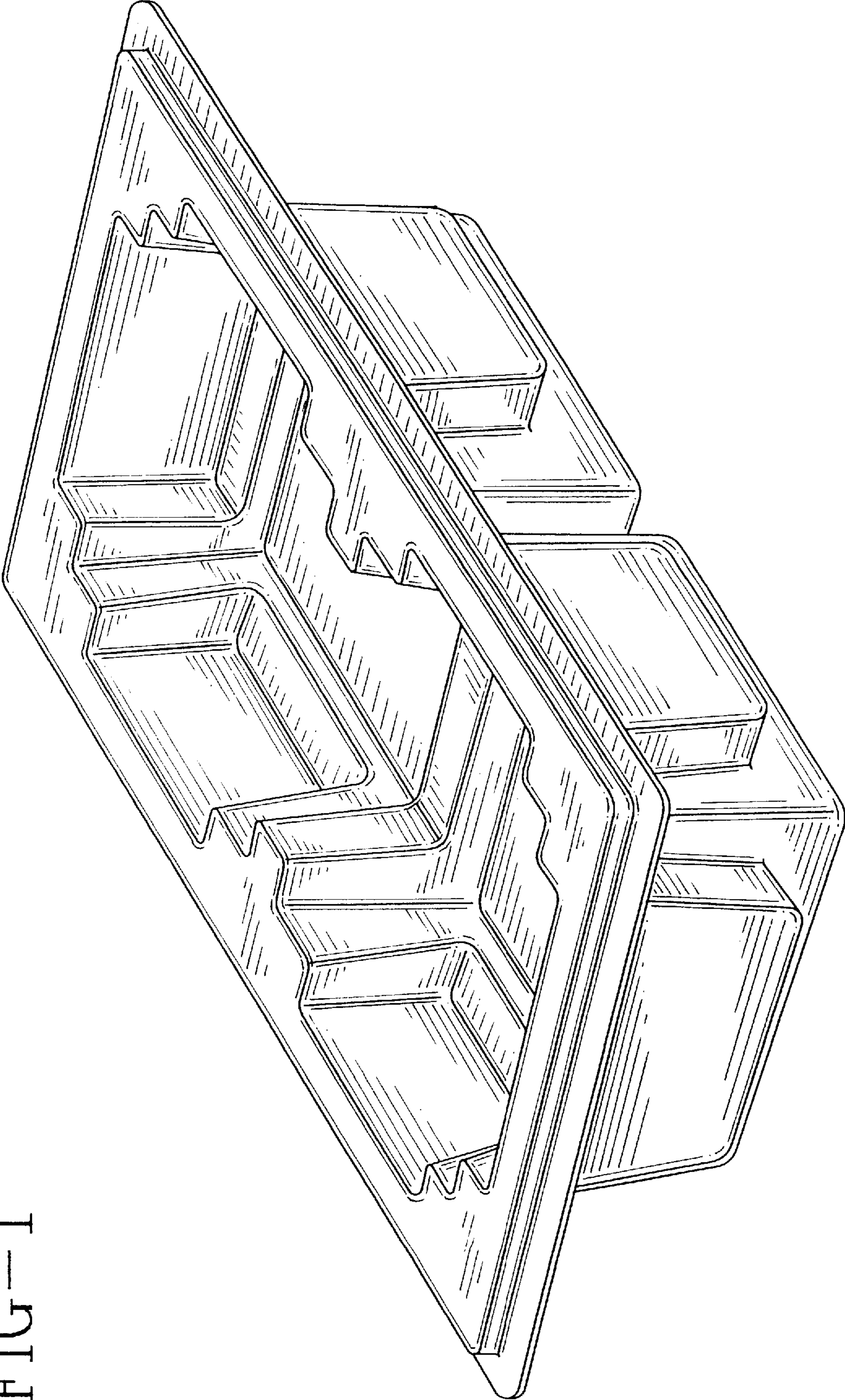



FIG-1

FIG-2



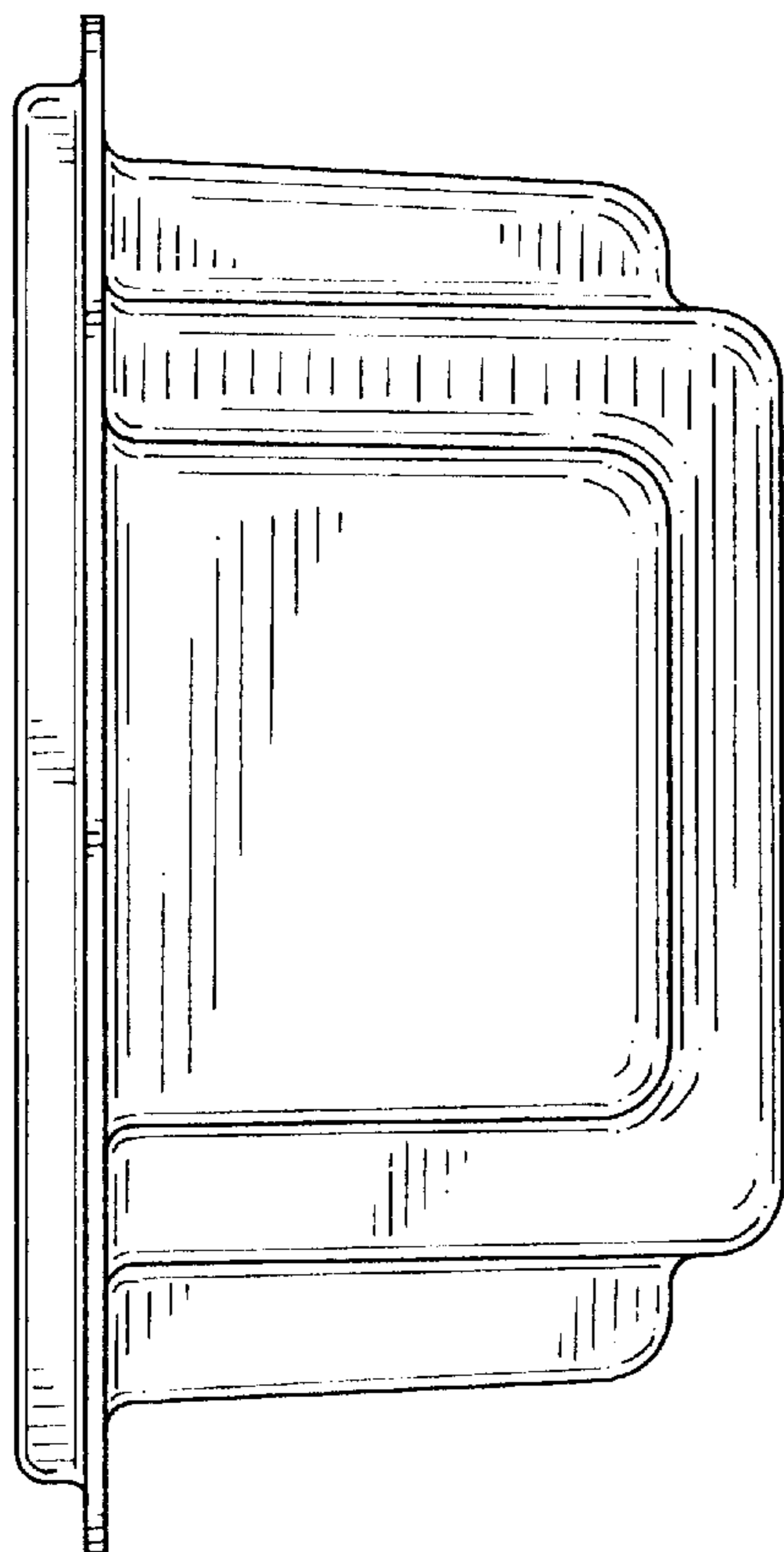


FIG-3

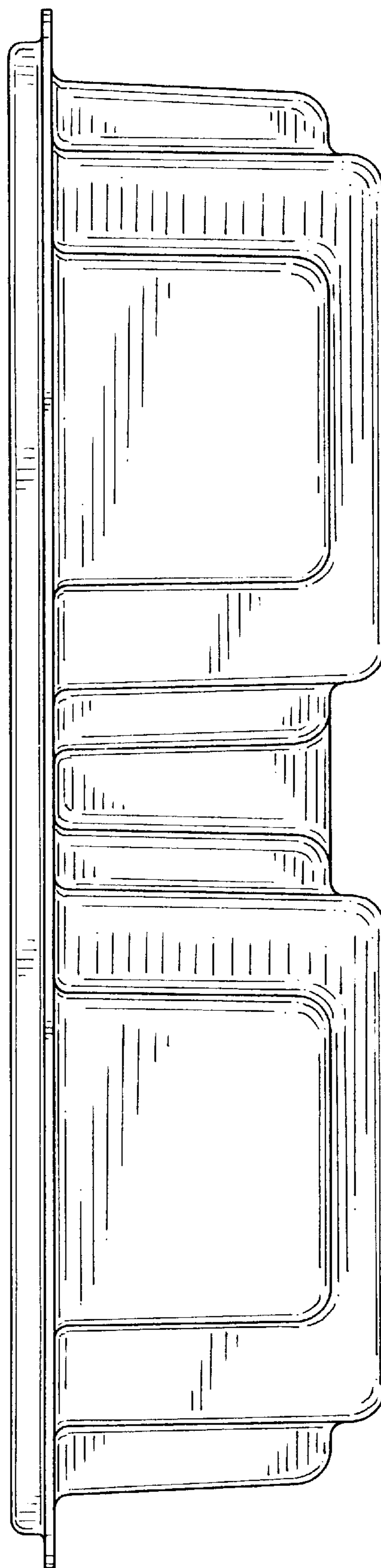


FIG-4

FIG-5




FIG-6

