



US00D395365S

# United States Patent [19]

Verbeek et al.

[11] Patent Number: **Des. 395,365**

[45] Date of Patent: **\*\*Jun. 23, 1998**

[54] **FLAT PRIVACY SCREEN**

4,516,620 5/1985 Mulhern ..... 160/351

[76] Inventors: **Steve Verbeek**, 55 Stoddart Drive, Aurora, Ontario, Canada, L4G 2G2; **Lorie Marangoni**, 179 Verobeach Blvd., Weston, Ontario, Canada, M9M 1R4; **Harry Ayzvazyan**, 216 Pleasant Avenue, Willowdale, Ontario, Canada, M2M 1M5

### FOREIGN PATENT DOCUMENTS

2228129 8/1990 United Kingdom ..... 211/169

### OTHER PUBLICATIONS

Panel Concepts, Inc. brochure, System Three.O panel, center of page, 1980.

*Primary Examiner*—James Gandy  
*Assistant Examiner*—Linda Brooks

[\*\*] Term: **14 Years**

[21] Appl. No.: **62,893**

### [57] CLAIM

[22] Filed: **Dec. 2, 1996**

The ornamental design for a flat privacy screen, as shown and described.

### [30] Foreign Application Priority Data

Jun. 7, 1996 [CA] Canada ..... 1996-1331

### DESCRIPTION

[51] **LOC (6) Cl.** ..... **06-06**

[52] **U.S. Cl.** ..... **D6/332; D25/53**

[58] **Field of Search** ..... D6/449, 332; 160/23.1, 160/120, 127, 122, 128, 352, 351, 353, 105, 90, 103; D25/53, 58, 60; 211/184, 180, 169; 52/36.1, 71, 275, 239, 645, 658; D12/183; 135/121, 124

FIG. 1 is a front perspective view of the flat privacy screen showing our new design;

FIG. 2 is a top view of the privacy screen;

FIG. 3 is a front view of the privacy screen;

FIG. 4 is rear perspective view of the privacy screen; and,

FIG. 5 is a side view of the privacy screen, the opposite side view being a mirror image.

The pattern of horizontal lines shown on part of the screen in FIGS. 1 and 4 is understood to repeat uniformly across the entire surface of the screen as shown in FIG. 3.

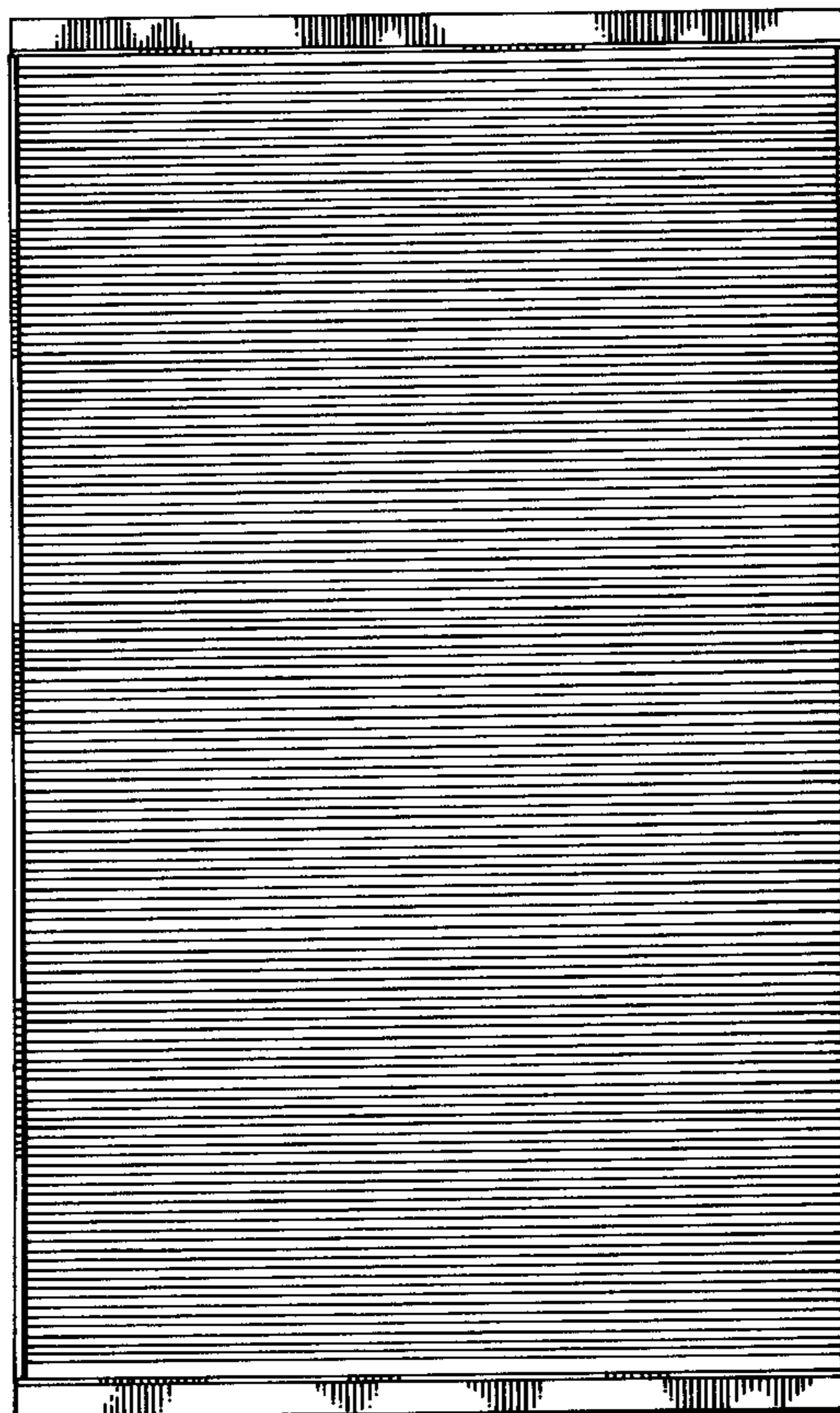
The bottom of the flat privacy screen forms no part of the claimed design.

### [56] References Cited

#### U.S. PATENT DOCUMENTS

D. 299,795 2/1989 Helstab ..... D6/332  
D. 305,582 1/1990 Zapf ..... D6/332  
D. 305,704 1/1990 Jones et al. .... D6/332

**1 Claim, 3 Drawing Sheets**






FIG. 1.

FIG. 2.






FIG. 3.




FIG. 4.



FIG. 5.