



US00D395360S

United States Patent [19]

Schrader, Jr.

[11] Patent Number: **Des. 395,360**

[45] Date of Patent: ****Jun. 23, 1998**

[54] **FISHING ROD CASE**

[76] Inventor: **William L. Schrader, Jr.**, 17014 Sandalwood Creek Dr., Wildwood, Mo. 63038

[**] Term: **14 Years**

[21] Appl. No.: **60,618**

[22] Filed: **Oct. 2, 1996**

[51] **LOC (6) Cl.** **03-01**

[52] **U.S. Cl.** **D3/260**

[58] **Field of Search** D3/260, 262; D22/147; 206/315.11; 43/26, 57.1, 57.3

[56] **References Cited**

U.S. PATENT DOCUMENTS

D. 160,520	10/1950	Mowat	D3/260
173,625	2/1876	Havens	.	
D. 266,632	10/1982	Schroeder	D3/260
D. 268,547	4/1983	Ruckstuhl	D3/260
D. 284,423	7/1986	McCallum	D3/260
D. 294,883	3/1988	McMillin	D3/260
2,723,482	11/1955	Marten	.	
2,854,775	10/1958	Kleckley	.	
2,902,790	9/1959	Harvey	43/26
3,033,259	5/1962	Landis, Sr.	.	
4,546,877	10/1985	Evans	.	
4,726,141	2/1988	McBride et al.	.	

4,967,504	11/1990	Craft	.
5,277,306	1/1994	Sargent	.
5,293,711	3/1994	Robinson	.
5,319,874	6/1994	Vance	.
5,327,669	7/1994	Lannan et al.	.

Primary Examiner—Doris V. Coles
Assistant Examiner—Catherine R. Oliver
Attorney, Agent, or Firm—Paul M. Denk

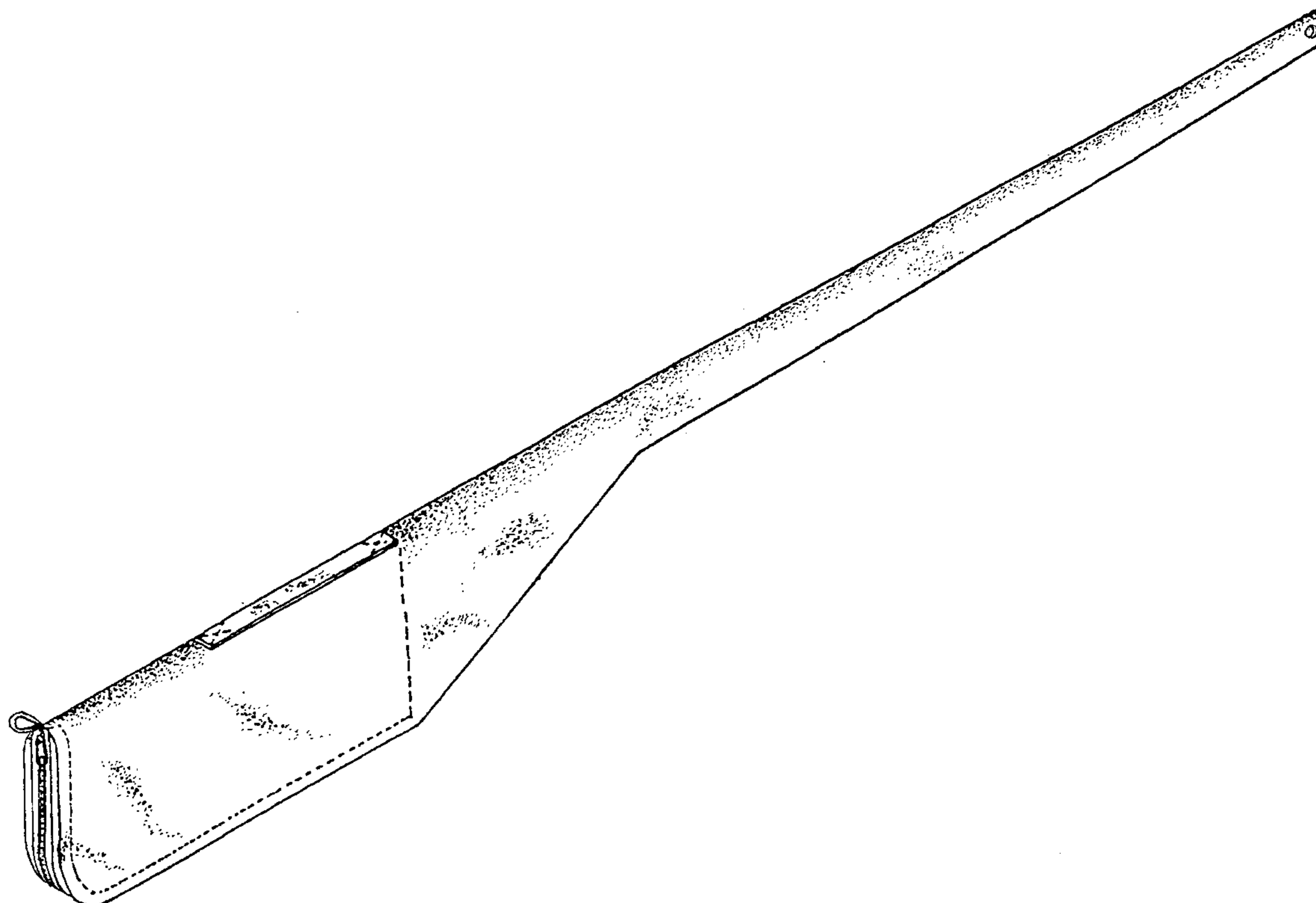
[57] **CLAIM**

The ornamental design for the fishing rod case, as shown and described.

DESCRIPTION

FIG. 1 is a perspective view of a first embodiment of the fishing rod case showing my new design; FIG. 2 is a perspective view of a second embodiment, all other views being identical to those of embodiment 1, with the exception of the additional shoulder strap; FIG. 3 is a side elevational view, the opposite side elevational view being a mirror image thereof; FIG. 4 is a top plan view thereof; FIG. 5 is a bottom plan view thereof; FIG. 6 is a rear elevational view thereof; FIG. 7 is a front elevational view thereof; and, FIG. 8 is a bottom plan view, with the case shown in an open position.

1 Claim, 2 Drawing Sheets



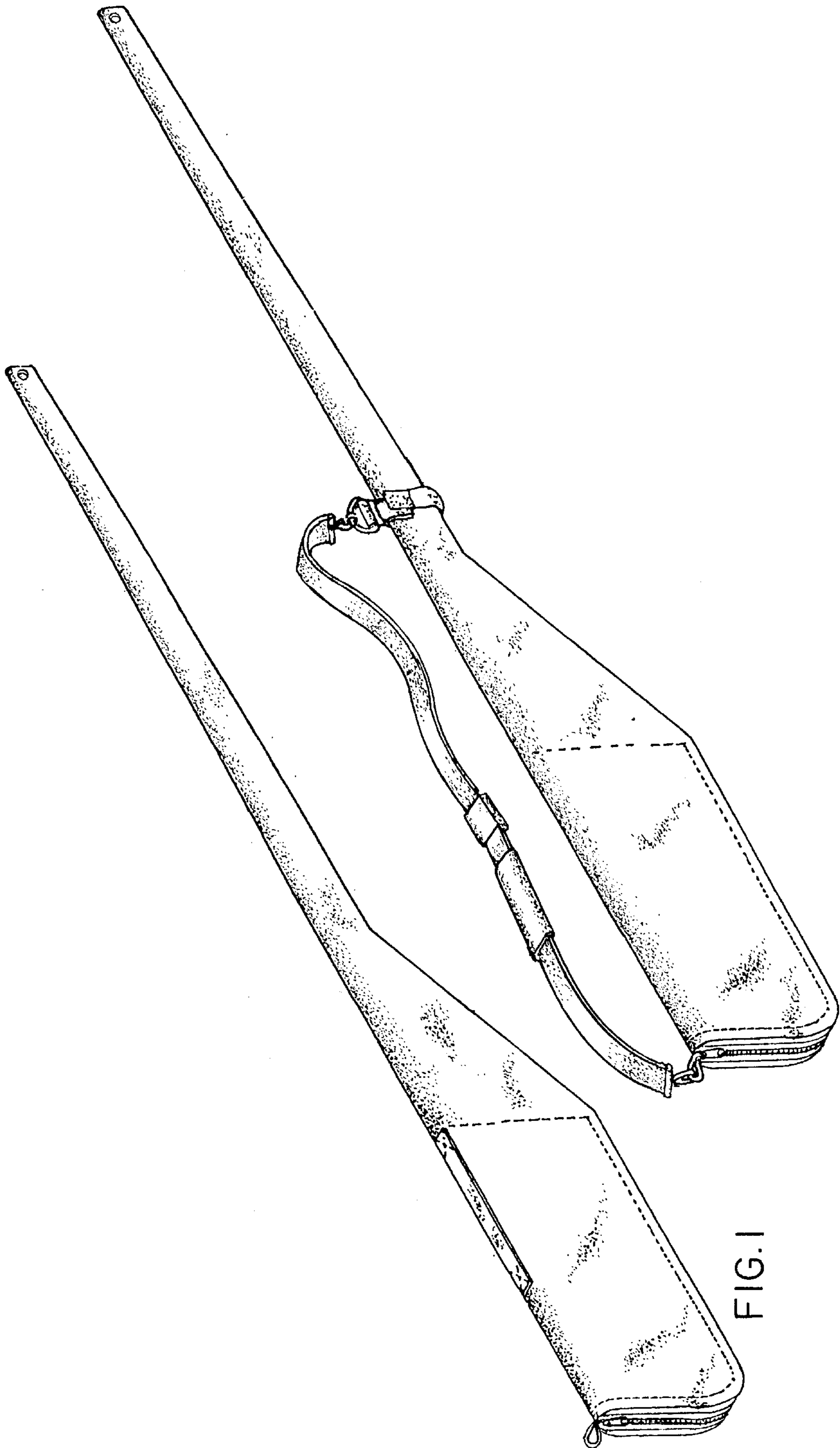


FIG. 1

FIG. 2

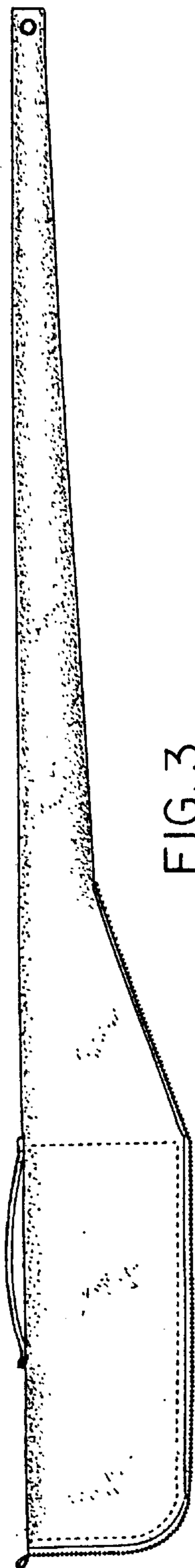


FIG. 3

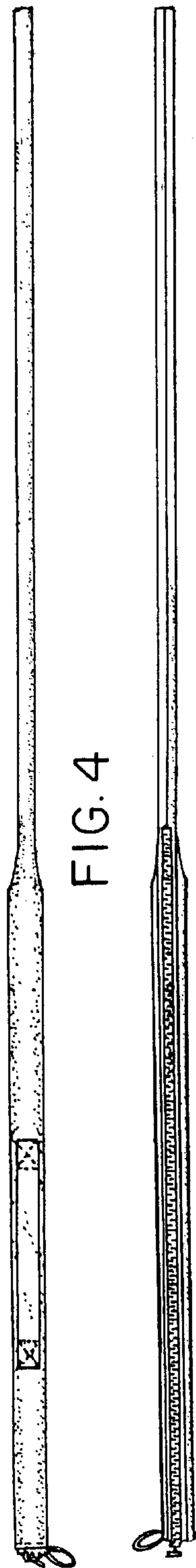


FIG. 4

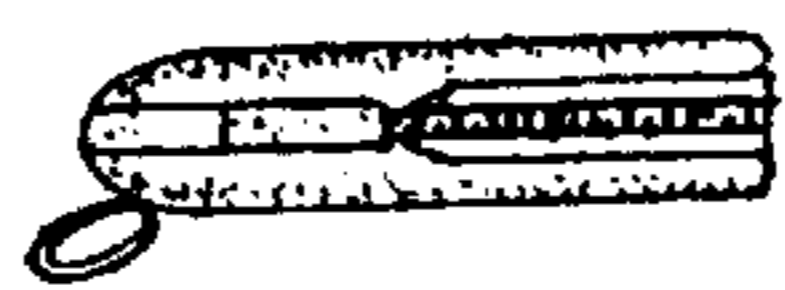


FIG. 5




FIG. 6

FIG. 7

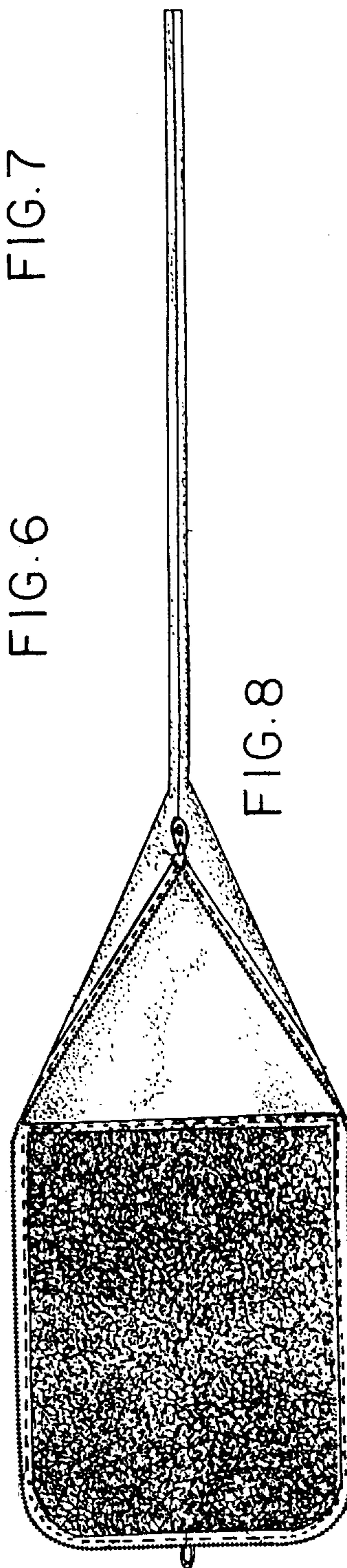


FIG. 8