



US00D395345S

United States Patent [19] Doxey

[11] Patent Number: **Des. 395,345**

[45] Date of Patent: ****Jun. 23, 1998**

[54] **SIDE PORTION OF A SHOE UPPER**

[75] Inventor: **Andre Doxey**, Beaverton, Oreg.

[73] Assignee: **Nike, Inc.**, Beaverton, Oreg.

[**] Term: **14 Years**

[21] Appl. No.: **77,531**

[22] Filed: **Oct. 3, 1997**

[51] LOC (6) Cl. **02-99**

[52] U.S. Cl. **D2/972**

[58] Field of Search D2/896, 902, 907,
D2/908, 972-974; 36/45, 50.1, 53, 57

[56] **References Cited**

U.S. PATENT DOCUMENTS

- D. 296,146 6/1988 McCrea .
- D. 301,389 6/1989 Miller .
- D. 318,942 8/1991 Ringel et al. .
- D. 325,809 5/1992 Close .
- D. 325,811 5/1992 Backus et al. .
- D. 331,484 12/1992 Feller .
- D. 333,206 2/1993 Allen et al. .
- D. 337,872 8/1993 Bevier .
- D. 341,703 11/1993 Hatfield et al. .
- D. 345,459 3/1994 Preskar .
- D. 346,061 4/1994 Teague .
- D. 352,389 11/1994 Close et al. .
- D. 356,663 3/1995 Ueda D2/902
- D. 364,498 11/1995 Teague .
- D. 365,200 12/1995 Teague .
- D. 369,459 5/1996 Feller .
- D. 377,263 1/1997 Lucas .
- D. 377,413 1/1997 Worthington .
- D. 377,414 1/1997 Hatfield D2/972
- D. 377,712 2/1997 Avar et al. .
- D. 378,242 3/1997 Smith .
- D. 380,083 6/1997 Lozano .
- D. 382,390 8/1997 Teague .
- D. 382,698 8/1997 Avar .
- D. 382,701 8/1997 Rask .

OTHER PUBLICATIONS

- Nike Footwear Catalog, Fall 1988, p. 8. Published Dec. 1987.
- Nike Footwear Catalog, Fall 1991, p. 8. Published Dec. 1990.
- Nike Footwear Catalog, Fall 1993, p. 8. Published Dec. 1992.
- Nike Footwear Catalog, Holiday 1993, pp. 4 and 14. Published Mar. 1993.
- Nike Footwear Catalog, Fall 1995, p. 97. Published Nov. 1994.
- Nike Footwear Catalog, Holiday 1995, p. 25. Published Mar. 1995.
- Nike Footwear Catalog, Spring 1996, p. 19. Published Jun. 1995.
- Nike Footwear Catalog, Holiday 1996, pp. 6 and 17. Published Mar. 1996.

(List continued on next page.)

Primary Examiner—Dominic Simone
Attorney, Agent, or Firm—Banner & Witcoff, Ltd.

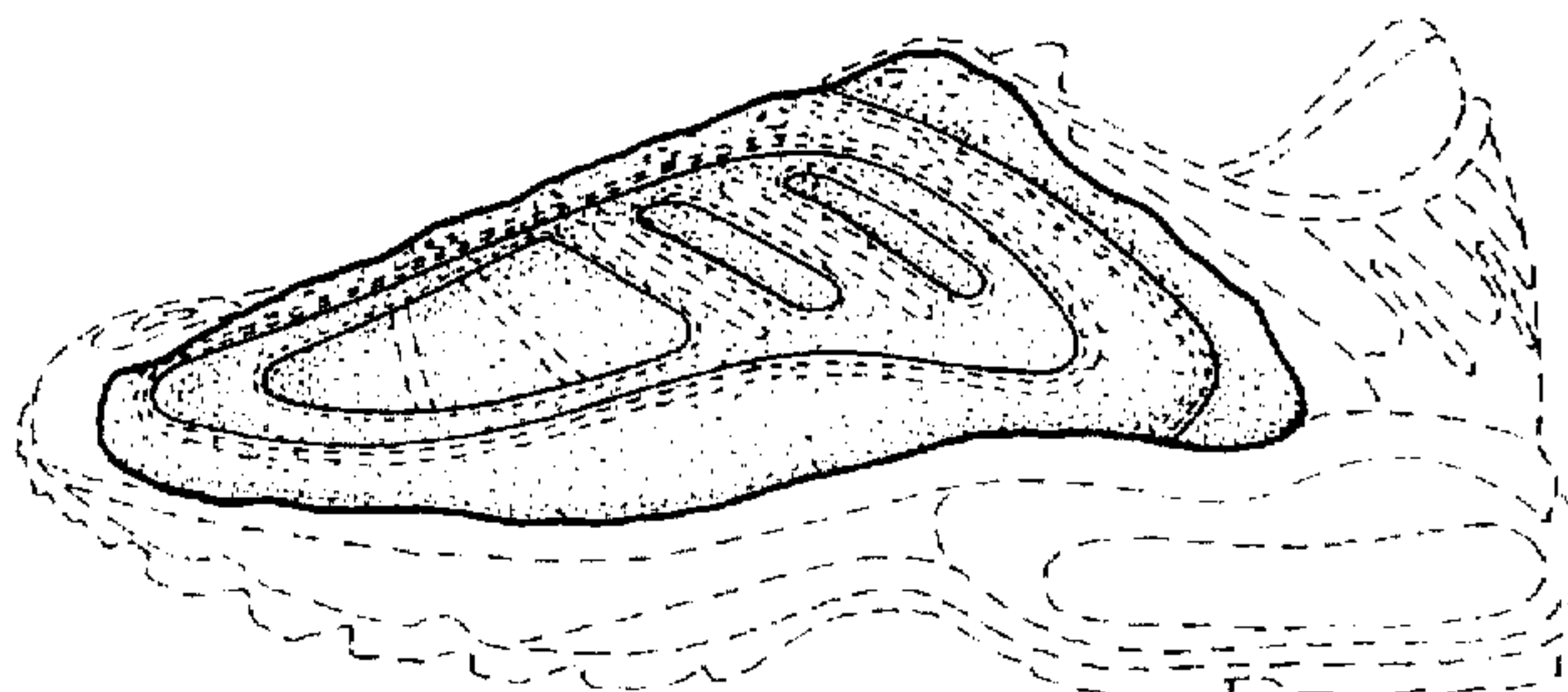
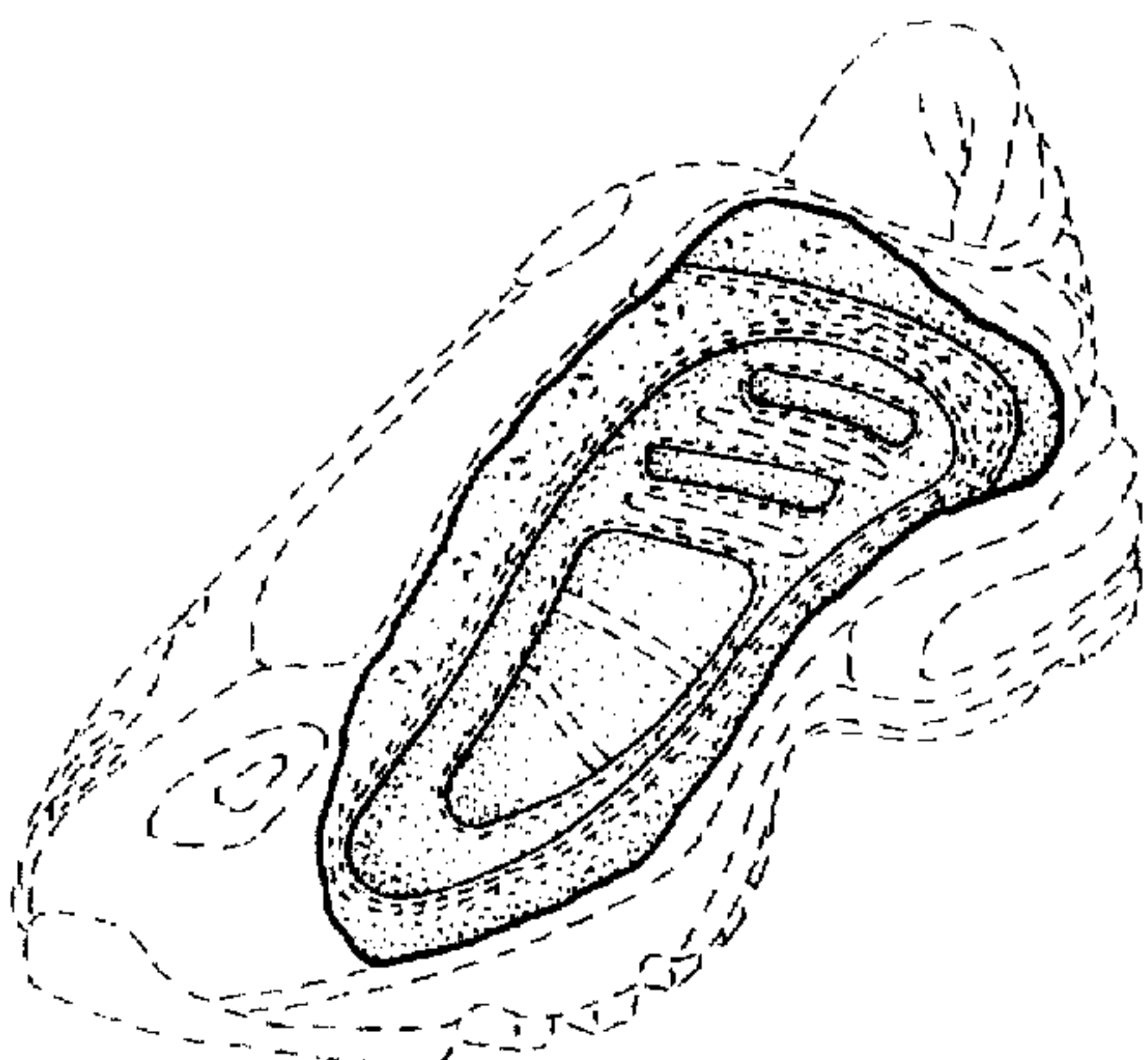
[57] **CLAIM**

The ornamental design for a side portion of a shoe upper, as shown and described.

DESCRIPTION

FIG. 1 is a perspective view of a side portion of a shoe upper showing my new design;
 FIG. 2 is a side elevational view the side portion of a shoe upper shown in FIG. 1;
 FIG. 3 is a top plan view of the side portion of a shoe upper shown in FIG. 1;
 FIG. 4 is a front elevational view of the side portion of a shoe upper shown in FIG. 1; and,
 FIG. 5 is a rear elevational view of the side portion of a shoe upper shown in FIG. 1.
 The broken line showing of the vertical elements, eyelets and the remainder of the shoe are for illustration purposes only and form no part of the claimed design.

1 Claim, 2 Drawing Sheets



OTHER PUBLICATIONS

Nike Footwear Catalog, Spring 1997, p. 10. Published Jun. 1996.

Nike Footwear Catalog, Late Spring 1997, pp. 6, 7, and 32. Published Sep. 1996.

Nike Footwear Catalog, Fall 1997, pp. 6, 41, and 47. Published Dec. 1996.

Nike Footwear Catalog, Holiday 1997, pp. 10, 43, and 44. Published Mar. 1997.

Nike Footwear Catalog, Late Spring 1998, pp. 8, 9, 12, 13, 32, 42, 44, 61, 170, and 185. Published Sep. 1997.

Photographs of Saucony Grid Moco shoe, date unknown.

Photographs of Ryka Tread II Low shoe, date unknown.

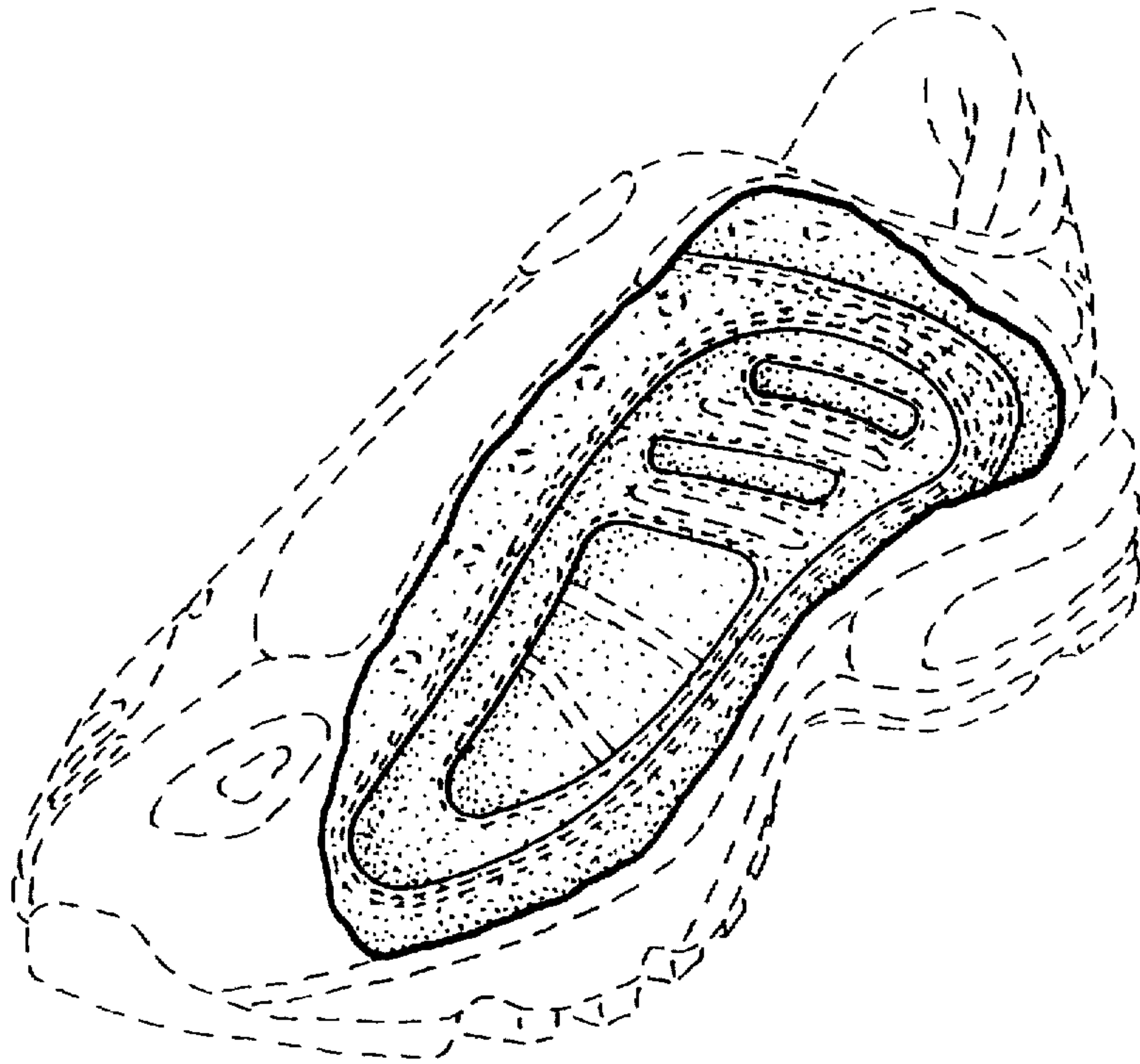


FIG. 1

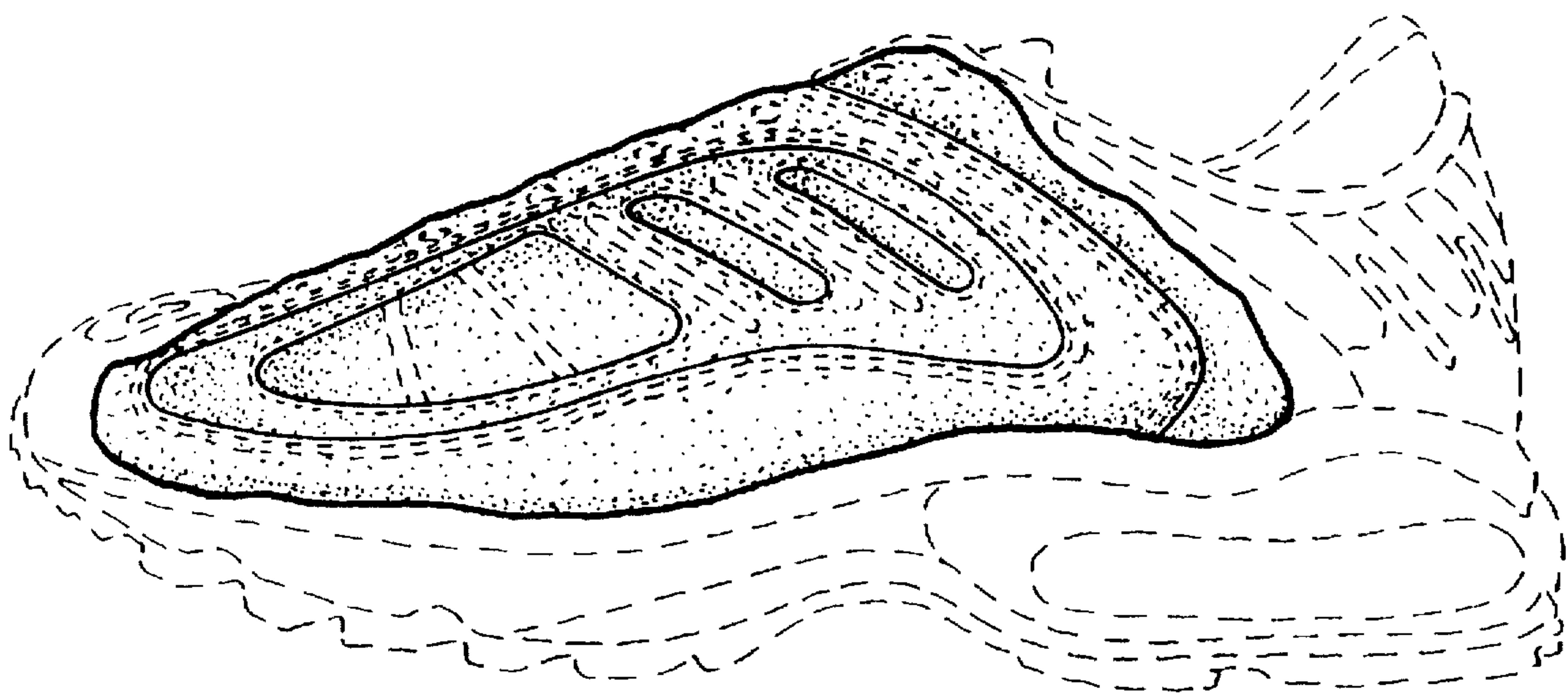


FIG. 2

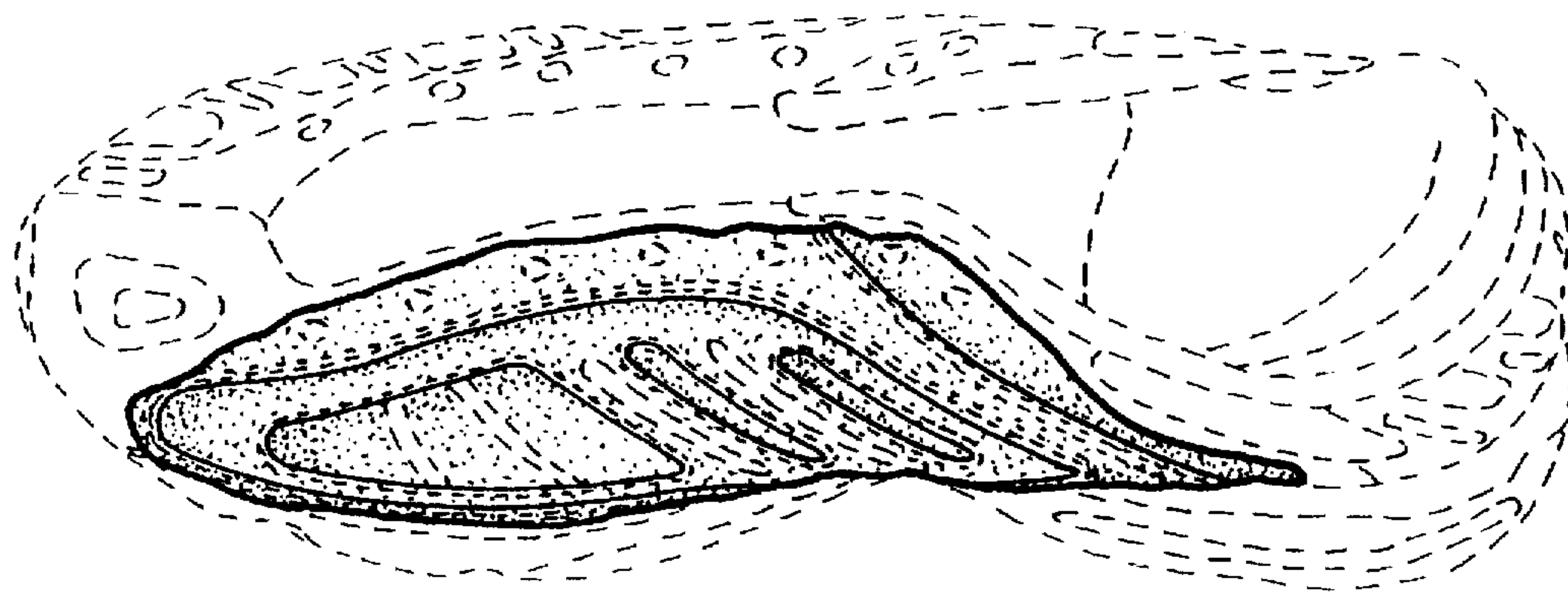


FIG. 3

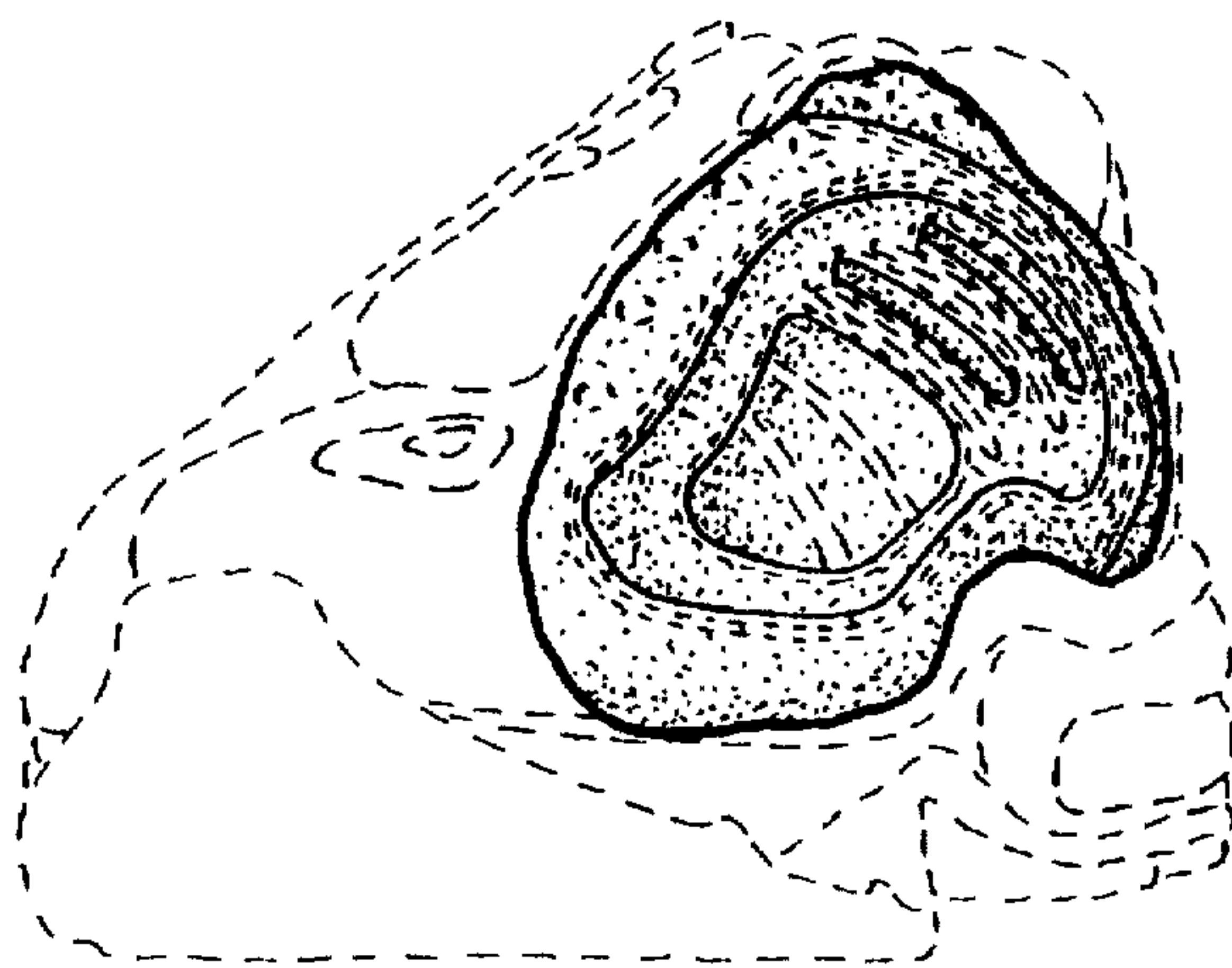


FIG. 4

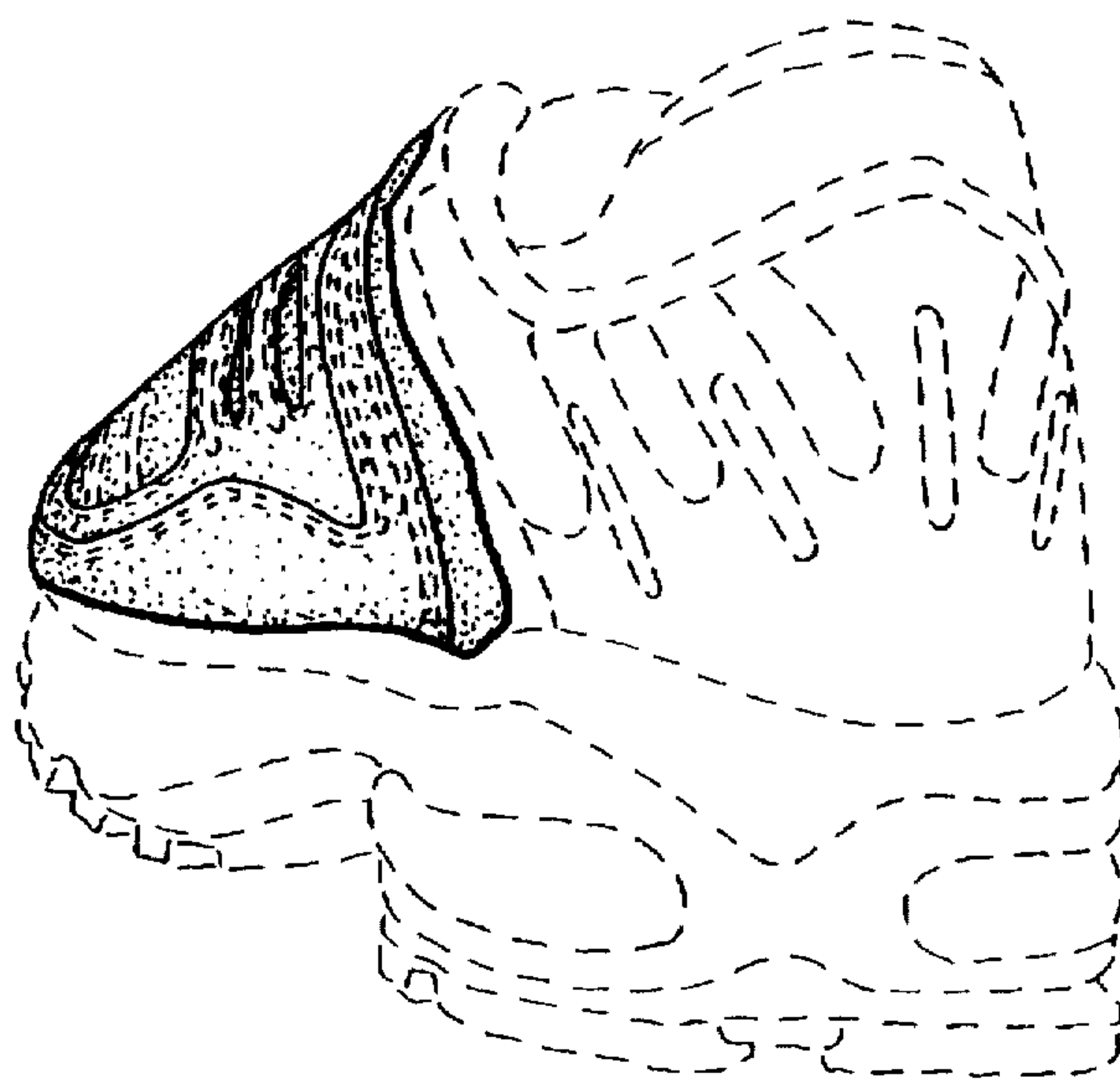


FIG. 5