



US00D395343S

# United States Patent [19]

Lozano

[11] Patent Number: **Des. 395,343**

[45] Date of Patent: **\*\*Jun. 23, 1998**

[54] **BOTTOM PORTION OF A SHOE OUTSOLE**

[75] Inventor: **Sergio G. Lozano**, Beaverton, Oreg.

[73] Assignee: **Nike, Inc.**, Beaverton, Oreg.

[\*\*] Term: **14 Years**

[21] Appl. No.: **55,435**

[22] Filed: **Jun. 4, 1996**

[51] **LOC (6) Cl.** ..... **02-04**

[52] **U.S. Cl.** ..... **D2/960**

[58] **Field of Search** ..... D2/897, 902, 906, D2/908, 914, 916, 919, 946-960, 962, 964; 36/85, 101, 103, 104, 106, 107, 113-115, 124, 126, 127-130, 3 B, 11.5, 12-15, 22 R, 25 R, 30 R, 32 R, 32 A, 33, 172

[56] **References Cited**

**U.S. PATENT DOCUMENTS**

- D. 89,936 5/1933 Crossman et al. .
- D. 107,977 1/1938 Tousley .
- D. 123,898 12/1940 Tousley .
- D. 307,212 4/1990 Aveni .
- D. 311,447 10/1990 Hatfield .
- D. 311,990 11/1990 Hatfield .
- D. 312,920 12/1990 Aveni .
- D. 313,113 12/1990 Aveni .
- D. 319,534 9/1991 Rogers .
- D. 326,180 5/1992 Rogers .
- D. 328,968 9/1992 Hatfield .
- D. 330,973 11/1992 Hatfield .
- D. 334,091 3/1993 McDonald .
- D. 334,465 4/1993 Teague .
- D. 345,046 3/1994 Avar ..... D2/953

- D. 347,935 6/1994 Dolinsky ..... D2/953
- D. 366,354 1/1996 Yoshikawa et al. .... D2/953
- D. 368,577 4/1996 Mitsui et al. .... D2/953

**OTHER PUBLICATIONS**

Nike Fall 1995 Footwear Catalog, pp. 32, 33, published Nov. 1994.  
 Nike Holiday 1995 Footwear Catalog, pp. 13, 16, 25, 26, 98, 99, published Mar. 1995.  
 Nike Spring 1996 Footwear Catalog, pp. 25, 46, 114, 151, published Jun. 1995.  
 Nike Fall 1996 Footwear Catalog, p. 160, published Dec. 1995.  
 Nike Holiday 1996 Footwear Catalog, pp. 44, 45, 100, published Mar. 1996.

*Primary Examiner*—Doris V. Coles  
*Attorney, Agent, or Firm*—Banner & Witcoff, Ltd.

[57] **CLAIM**

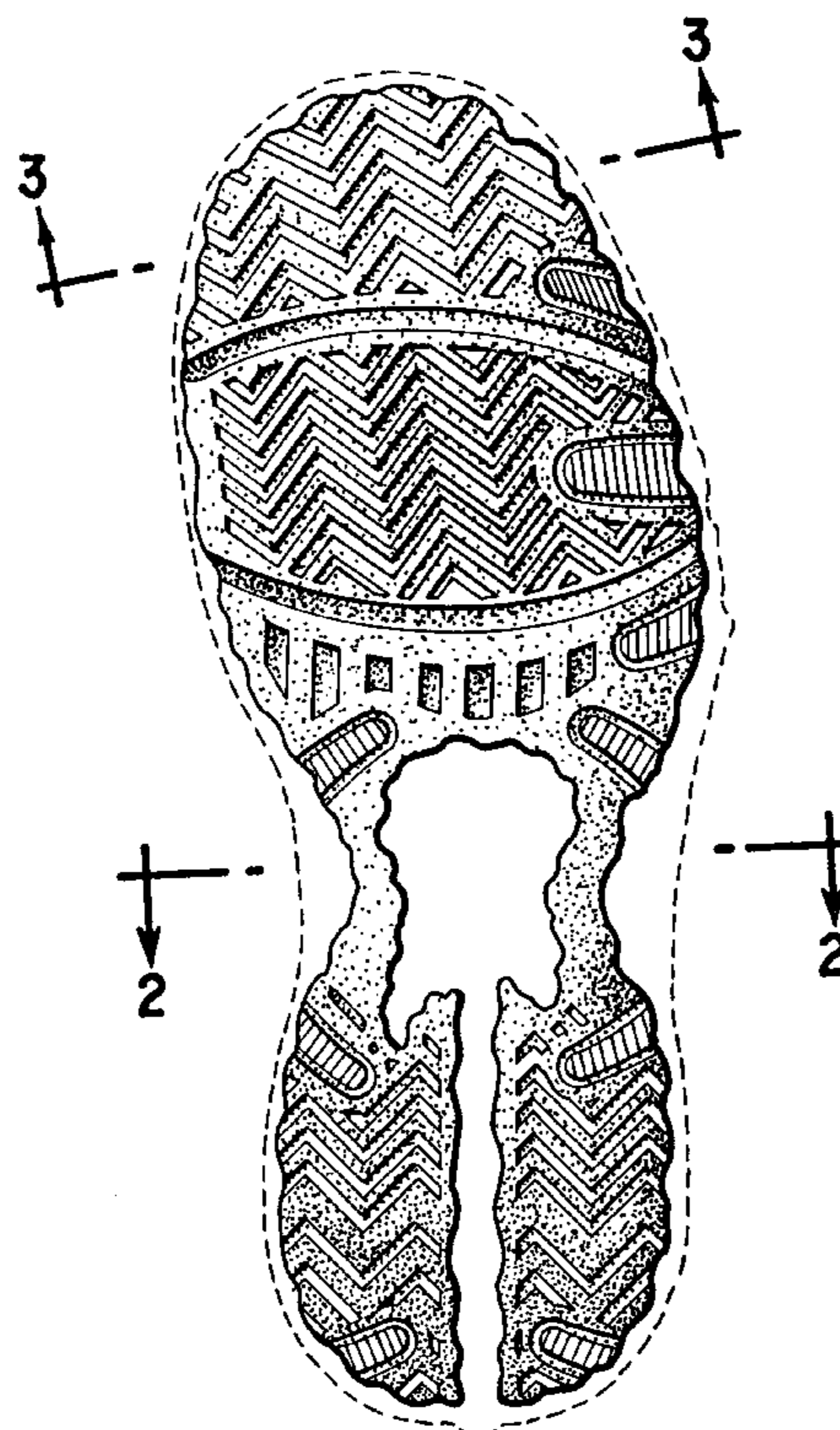
The ornamental design for a bottom portion of a shoe outsole, as shown and described.

**DESCRIPTION**

FIG. 1 is a bottom plan view of a bottom portion of a shoe outsole showing my new design;  
 FIG. 2 is a profile view taken along line 2—2 of FIG. 1;  
 FIG. 3 is a profile view taken along line 3—3 of FIG. 1; and,  
 FIG. 4 is a perspective view of the bottom portion of a shoe outsole of FIG. 1.

The broken line showing of a shoe upper and shoe sole periphery is for illustrative purposes and forms no part of the claimed design.

**1 Claim, 3 Drawing Sheets**



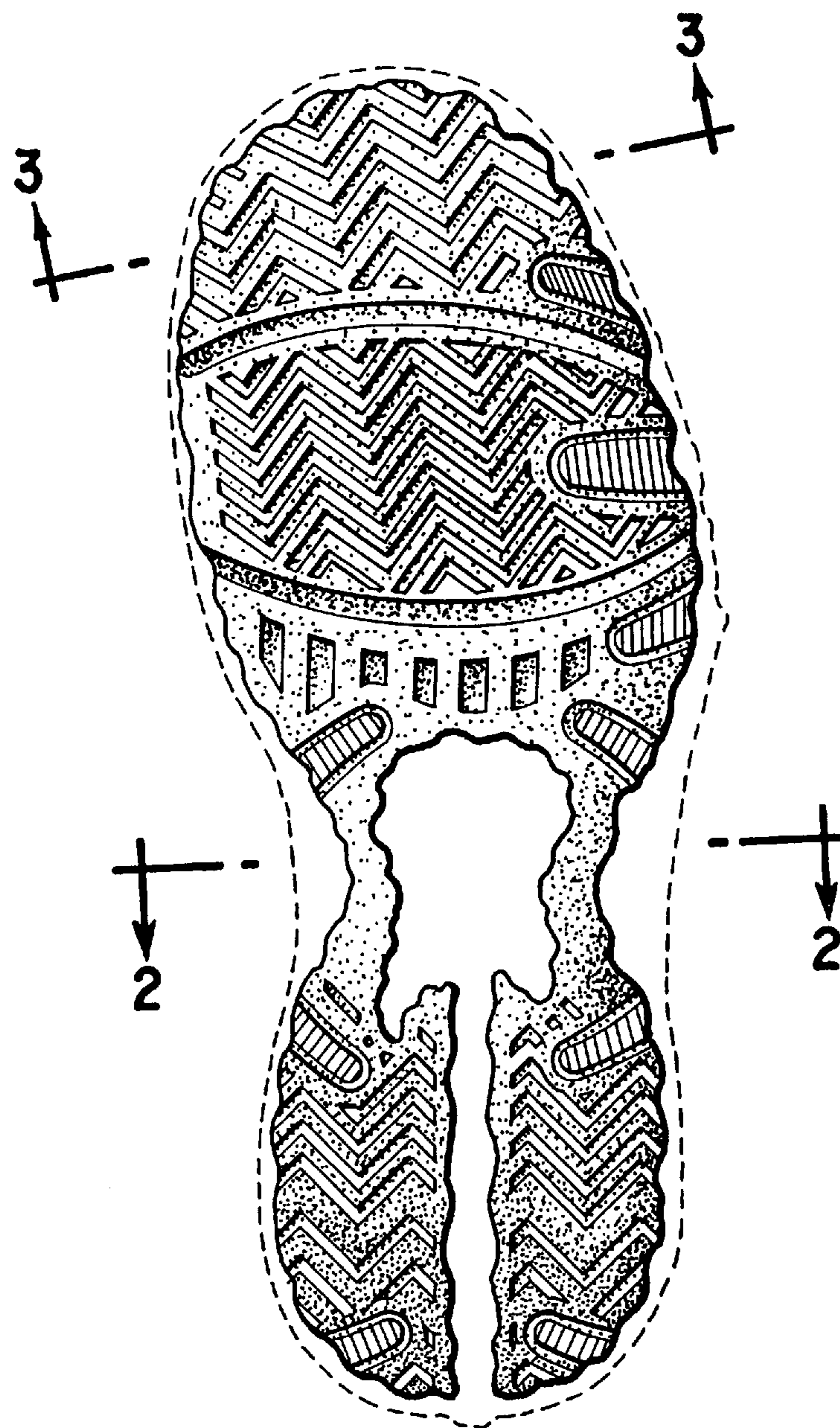


FIG. 1

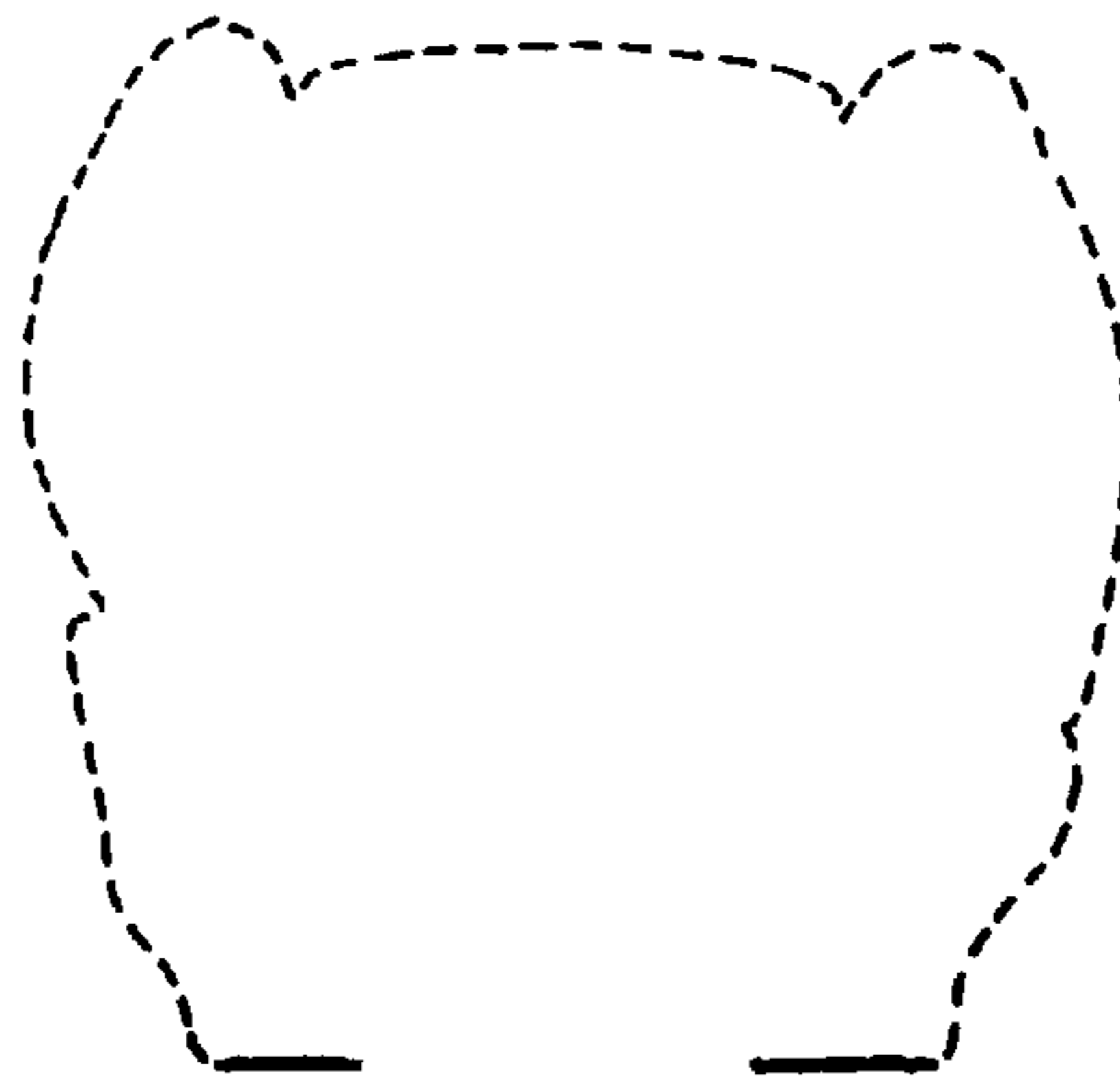


FIG. 2




FIG. 3




FIG. 4