



US00D395340S

United States Patent [19]

[11] **Patent Number: Des. 395,340**

Tresser

[45] **Date of Patent: **Jun. 23, 1998**

[54] **PORTION OF A SOLE BOTTOM SURFACE**

[75] Inventor: **Christian J. Tresser**, Portland, Oreg.

[73] Assignee: **Nike, Inc.**, Beaverton, Oreg.

[**] Term: **14 Years**

- D. 336,773 6/1993 Peterson .
- D. 338,775 8/1993 Hatfield et al. .
- D. 339,454 9/1993 Hatfield .
- D. 339,465 9/1993 Teague .
- D. 340,128 10/1993 Mitsui .
- D. 342,606 12/1993 Cotsidas .
- 4,378,643 4/1983 Johnson .
- 4,439,936 4/1984 Clarke et al. .

[21] Appl. No.: **60,753**

FOREIGN PATENT DOCUMENTS

[22] Filed: **Oct. 7, 1996**

- 96543 12/1983 European Pat. Off. D2/951
- 1 232 365 of 1971 United Kingdom .

[51] **LOC (6) Cl. 02-04**

OTHER PUBLICATIONS

[52] **U.S. Cl. D2/957; D2/953**

[58] **Field of Search** D2/897, 902, 906, D2/908, 914, 916, 919, 946-960, 962, 964; D12/147; 36/85, 101, 103, 104, 106, 113-115, 124, 126, 127-130, 3 B, 11.5, 12-15, 22 R, 25 R, 30 R, 32 R, 32 A, 33, 172

Nike—Spring/1989; p. 90—Waffle Sandal (Thong)—second sole from top.

Nike Fall 1987 Footwear Catalog, p. 14, published Jan. 1987.

Nike Holiday 1995 Catalog, Footwear, pp. 7, 19, published Mar. 1995.

Nike Holiday 1996 Footwear Catalog, pp. 6, 108, published Mar. 1996.

[56] **References Cited**

U.S. PATENT DOCUMENTS

- D. 262,327 12/1981 Foster D2/955
- D. 284,616 7/1986 Gamm D2/954
- D. 288,028 2/1987 Chassaing .
- D. 293,274 12/1987 Igoe .
- D. 311,810 11/1990 Hatfield .
- D. 315,442 3/1991 Kilgore et al. .
- D. 318,170 7/1991 Hatfield .
- D. 319,331 8/1991 Hatfield et al. .
- D. 319,535 9/1991 Hatfield .
- D. 321,973 12/1991 Hatfield .
- D. 321,977 12/1991 Kilgore .
- D. 322,511 12/1991 Lucas .
- D. 324,941 3/1992 Hatfield .
- D. 329,533 9/1992 Hatfield et al. .
- D. 329,536 9/1992 Lucas .
- D. 329,689 9/1992 Hatfield et al. .
- D. 329,939 10/1992 Bailey .
- D. 329,940 10/1992 Hatfield .
- D. 330,799 11/1992 Hatfield .
- D. 330,800 11/1992 Lucas .
- D. 330,971 11/1992 Hatfield .
- D. 335,954 6/1993 Avar .

Primary Examiner—Celia Murphy

Attorney, Agent, or Firm—Banner & Witcoff, Ltd.

[57] **CLAIM**

The ornamental design for a portion of a sole bottom surface, as shown and described.

DESCRIPTION

FIG. 1 is a bottom plan view of a portion of a sole bottom surface showing my new design;

FIG. 2 is a cross-sectional profile view taken generally along the line 2—2 of FIG. 1;

FIG. 3 is a cross-sectional profile view taken generally along the line 3—3 of FIG. 1;

FIG. 4 is a cross-sectional profile view taken generally along the line 4—4 of FIG. 1;

FIG. 5 is a cross sectional profile view taken generally along the line 5—5 of FIG. 1; and,

FIG. 6 is a perspective view of the portion of a sole bottom surface shown FIG. 1.

1 Claim, 3 Drawing Sheets

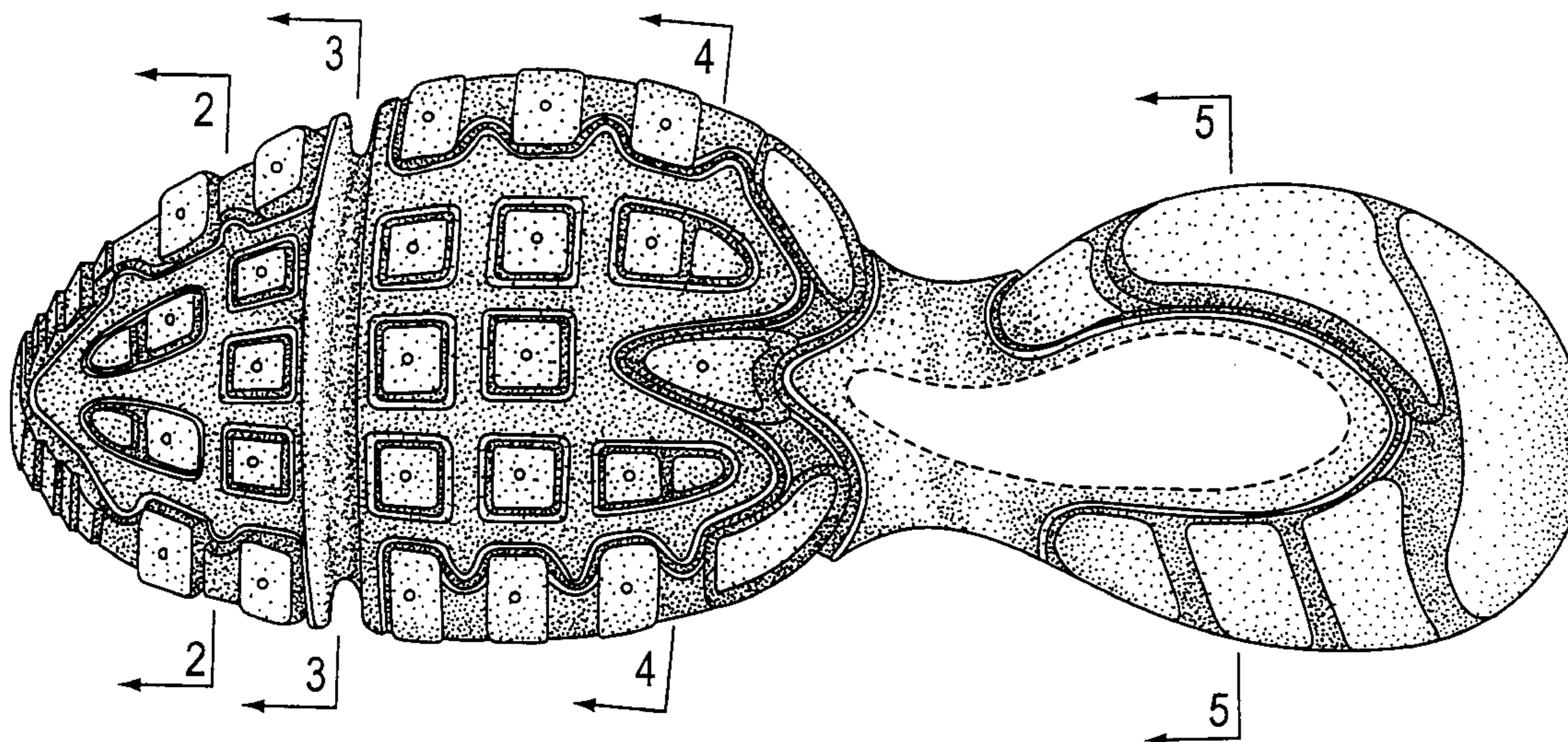


FIG. 1

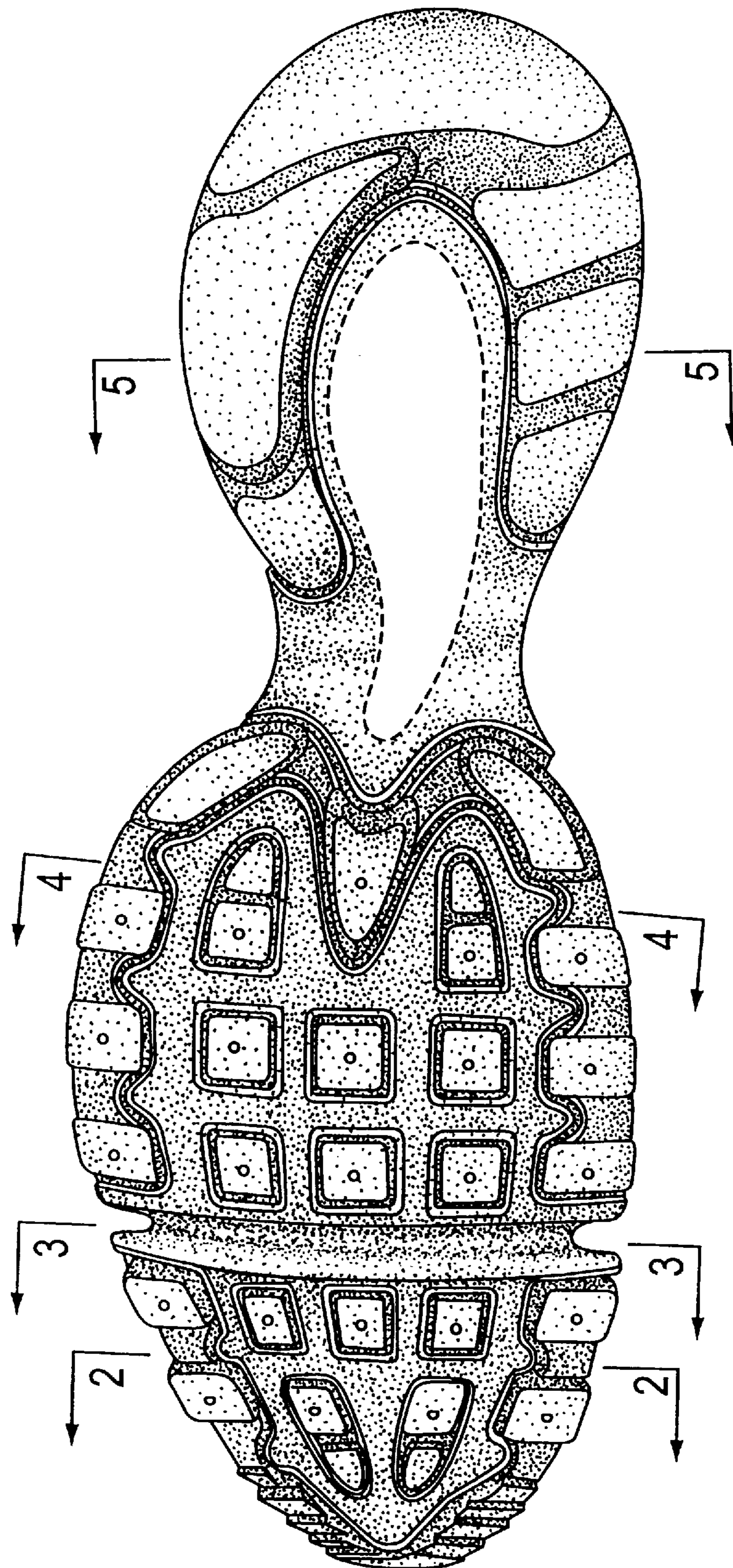


FIG. 2





FIG. 3



FIG. 4



FIG. 5



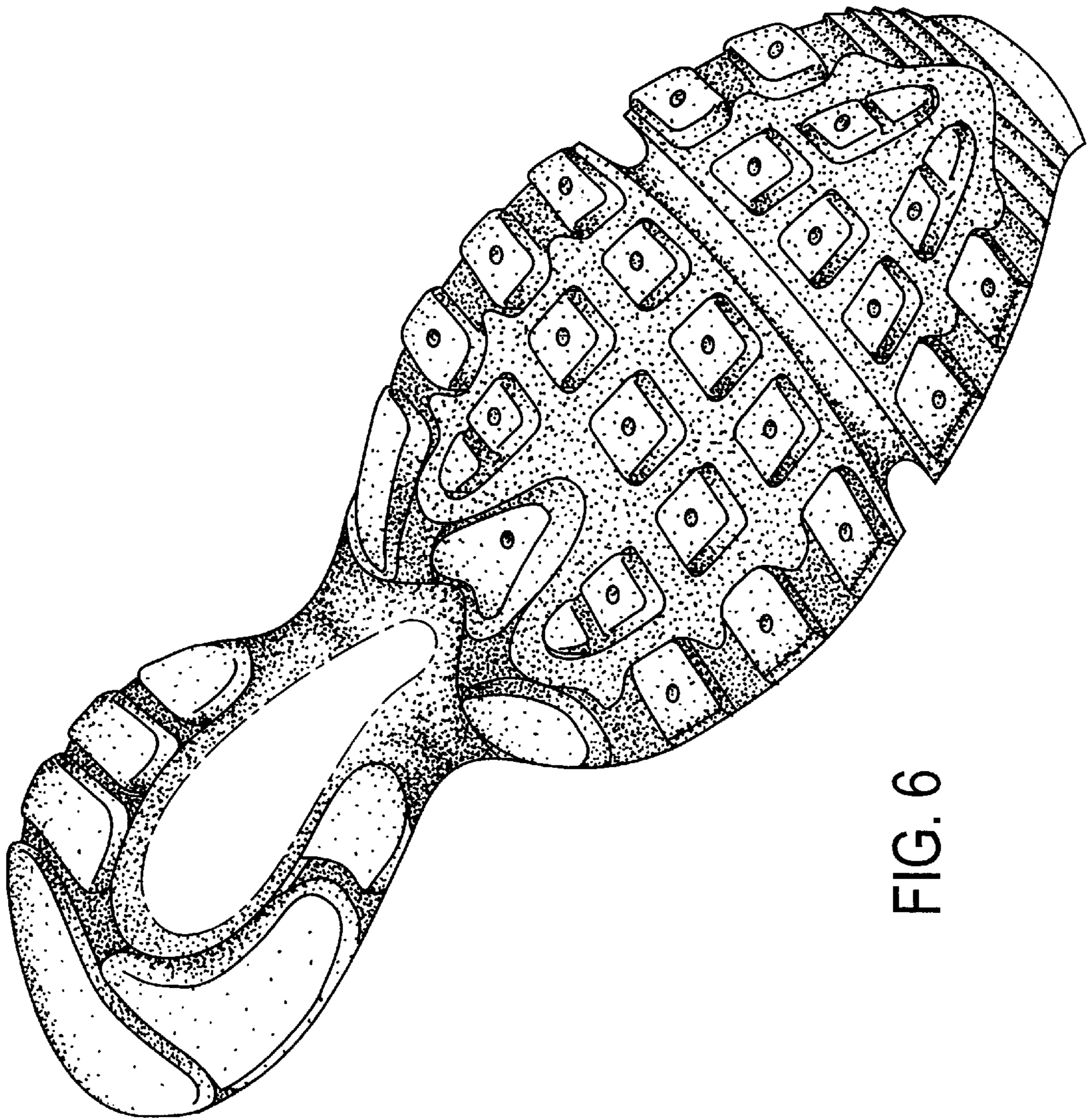


FIG. 6