



US00D395338S

United States Patent [19]

[11] **Patent Number: Des. 395,338**

Teague

[45] **Date of Patent: **Jun. 23, 1998**

[54] **PORTION OF A SHOE**

[75] Inventor: **Tracy L. Teague**, Aloha, Oreg.

[73] Assignee: **Nike, Inc.**, Beaverton, Oreg.

[**] Term: **14 Years**

[21] Appl. No.: **77,779**

[22] Filed: **Oct. 9, 1997**

[51] **LOC (6) Cl. 02-99**

[52] **U.S. Cl. D2/947; D2/972; D2/977**

[58] **Field of Search D2/947, 961, 972-974, D2/977, 896, 902, 907, 908; 36/25 R, 28, 29, 32 R, 35 B, 45, 50.1, 53, 57**

[56] **References Cited**

U.S. PATENT DOCUMENTS

- D. 265,436 7/1982 Vermonet .
- D. 265,437 7/1982 Vermonet .
- D. 310,442 9/1990 Hatfield .
- D. 311,447 10/1990 Hatfield .
- D. 355,015 1/1995 Lozano D2/977
- D. 355,755 2/1995 Kilgore .
- D. 356,884 4/1995 Ho .
- D. 363,151 10/1995 Vitrac .
- D. 375,619 11/1996 Backus et al. D2/977
- D. 383,299 9/1997 Yun .
- D. 386,590 11/1997 Cass D2/947
- 5,191,727 3/1993 Barry et al. .

OTHER PUBLICATIONS

- Nike Footwear Catalog, Spring 1989, p. 8. Published Jun. 1988.
- Nike Footwear Catalog, Spring 1991, p. 8. Published Jun. 1990.
- Nike Footwear Catalog, Fall 1993, p. 8. Published Dec. 1992.

Nike Footwear Catalog, Fall 1994, p. 88. Published Nov. 1993.

Nike Footwear Catalog, Fall 1996, pp. 6 and 42. Published Dec. 1995.

Nike Footwear Catalog, Holiday 1996, p. 23. Published Mar. 1996.

Nike Footwear Catalog, Spring 1997, pp. 23, 41, 131, and 179. Published Jun. 1996.

Nike Footwear Catalog, Late Spring 1997, p. 27. Published Sep. 1996.

Nike Footwear Catalog, Fall 1997, pp. 6, 28, and 30. Published Dec. 1996.

Nike Footwear Catalog, Holiday 1997, pp. 14,15,31,32,33, 36,44,54, and 134. Published Mar. 1997.

Nike Footwear Catalog, Late Spring 1998, pp. 9, 26, 38, 39, 42, 215, and 230. Published Sep. 1997.

Primary Examiner—Dominic Simone
Attorney, Agent, or Firm—Banner & Witcoff, Ltd.

[57] **CLAIM**

The ornamental design for a portion of a shoe, as shown and described.

DESCRIPTION

- FIG. 1 is a perspective view of a portion of a shoe showing my new design;
- FIG. 2 is a side elevational view the portion of a shoe shown in FIG. 1;
- FIG. 3 is a front elevational view of the portion of a shoe shown in FIG. 1;
- FIG. 4 is a rear elevational view of the portion of a shoe shown in FIG. 1; and
- FIG. 5 is top plan view of the portion of a shoe shown in FIG. 1.

The broken line showing of the remainder of the shoe are for illustration purposes only and forms no part of the claimed design.

1 Claim, 2 Drawing Sheets

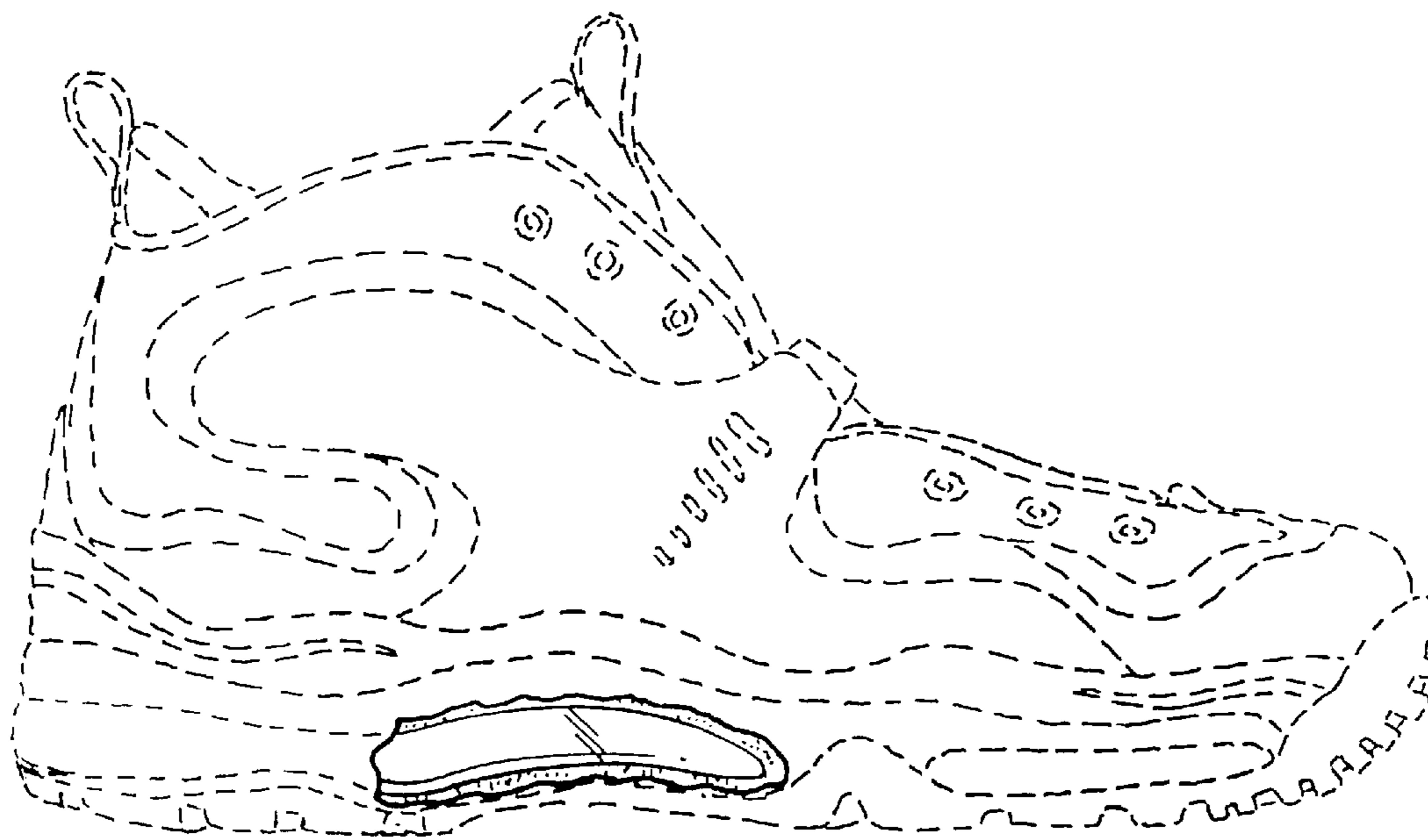




FIG. 1

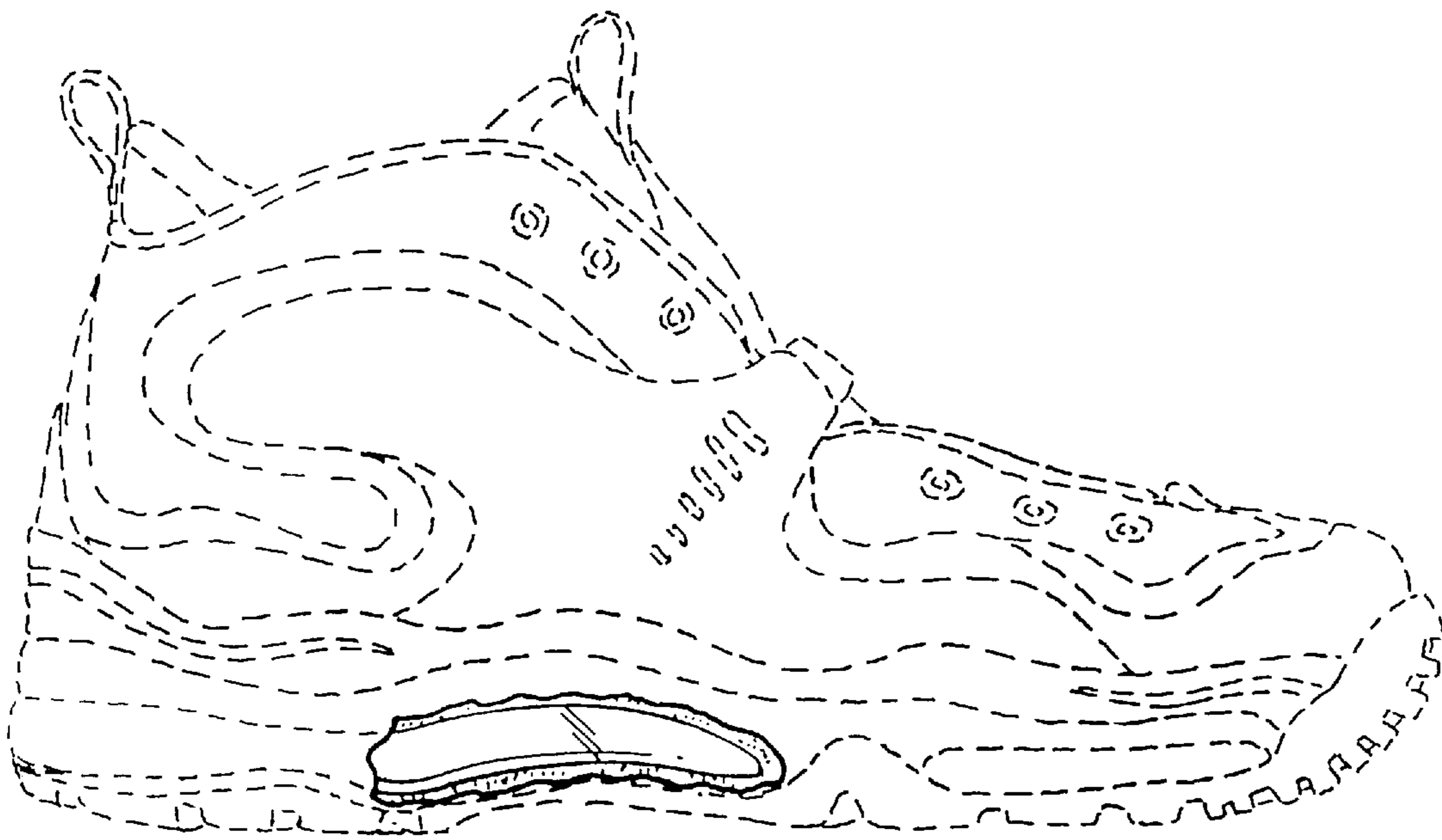


FIG. 2

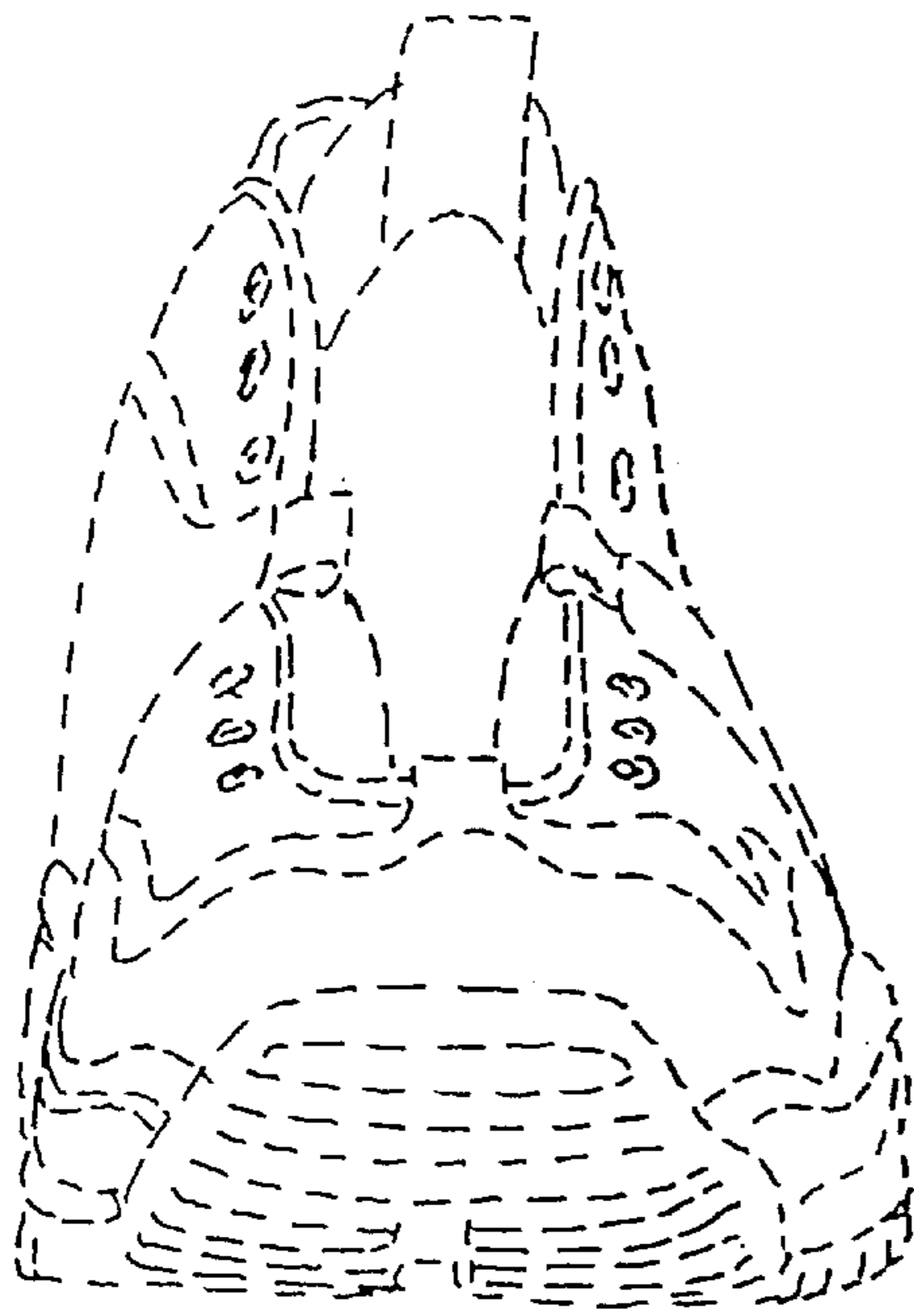


FIG. 3

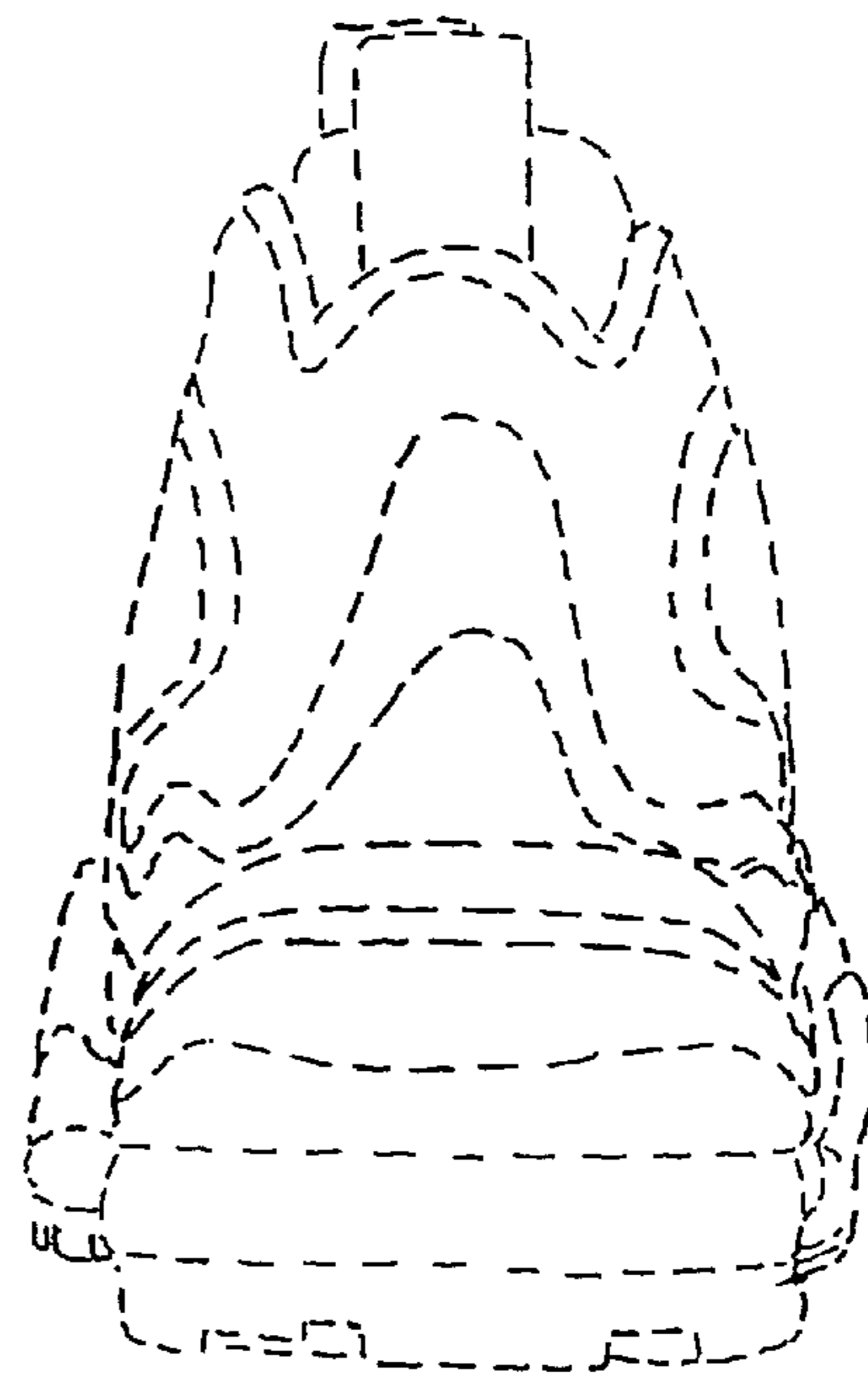


FIG. 4

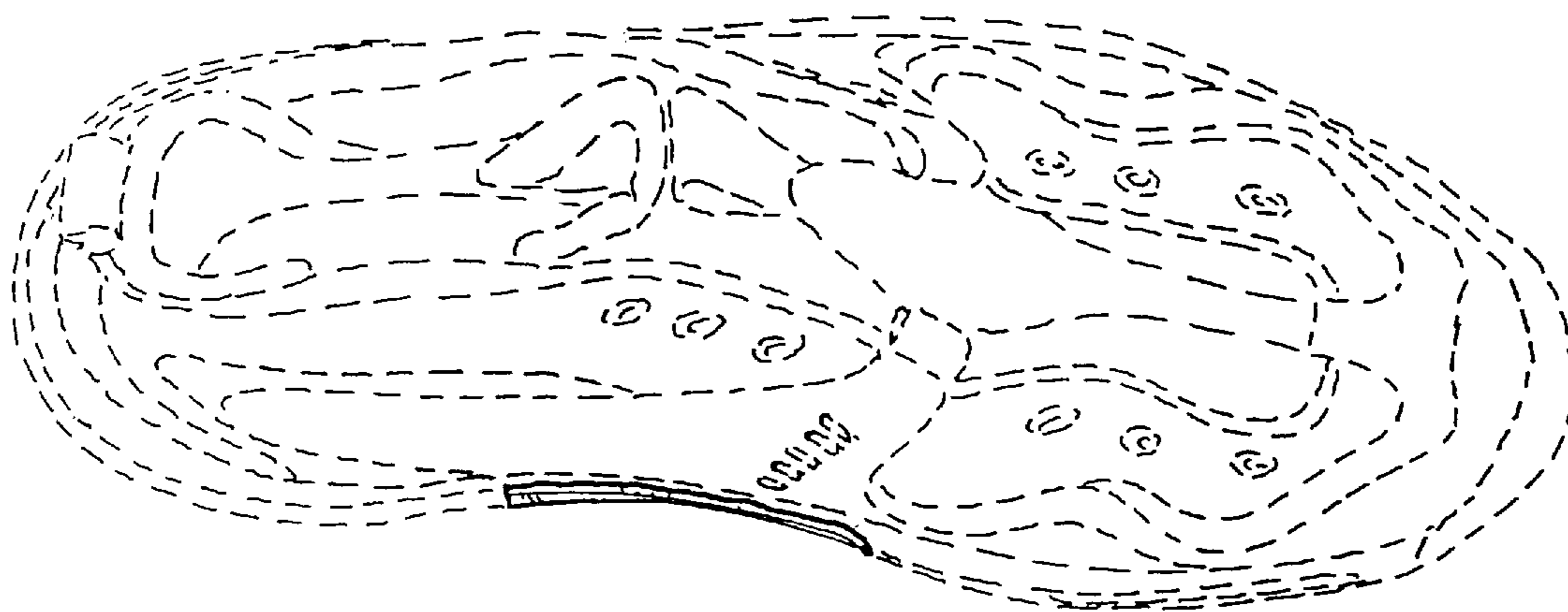


FIG. 5