

US00D395335S

United States Patent [19]

Crawford et al.

[11] Patent Number: **Des. 395,335**

[45] Date of Patent: ****Jun. 23, 1998**

[54] **GLOVE**

[76] Inventors: **Herbert W. Crawford; Charlotte A. Crawford**, both of 6775 N. Fawn Dr., Lumberton, Tex. 77657

[**] Term: **14 Years**

4,625,339	12/1986	Peters	2/160
4,665,565	5/1987	Odom	2/159 X
4,691,387	9/1987	Lopez .	
4,863,084	9/1989	Nabozny	2/161.6
4,863,239	9/1989	Malone	350/98
5,193,026	3/1993	Purvis et al.	359/516
5,566,405	10/1996	Masley	2/159 X

[21] Appl. No.: **63,183**

[22] Filed: **Dec. 2, 1996**

[51] **LOC (6) Cl.** **02-06**

[52] **U.S. Cl.** **D2/617; D2/619**

[58] **Field of Search** D2/610, 616, 617, D2/618, 619; D29/100, 113, 114, 117; 2/159, 160, 161.1, 161.2, 161.3, 161.6

[56] References Cited

U.S. PATENT DOCUMENTS

D. 282,124	1/1986	Billings	D2/365
D. 358,245	5/1995	DeLeo	D2/617
D. 362,105	9/1995	Malloy et al.	D2/619
D. 378,467	3/1997	Leadbetter	D2/619
4,182,548	1/1980	Searight et al.	350/103
4,587,673	5/1986	Boliard	2/159 X

OTHER PUBLICATIONS

House Beautiful Oct. 1950 p. 55 bottom right Glove.

Primary Examiner—Paula A. Mortimer
Attorney, Agent, or Firm—Pravel, Hewitt, Kimball & Krieger

[57] CLAIM

The ornamental design for glove, as shown.

DESCRIPTION

FIG. 1 is a front elevation view of a glove; FIG. 2 is a right side elevation view thereof; FIG. 3 is a top plan view thereof; FIG. 4 is a rear elevation view thereof; and, FIG. 5 is a left side view thereof.

1 Claim, 1 Drawing Sheet




FIG. 1

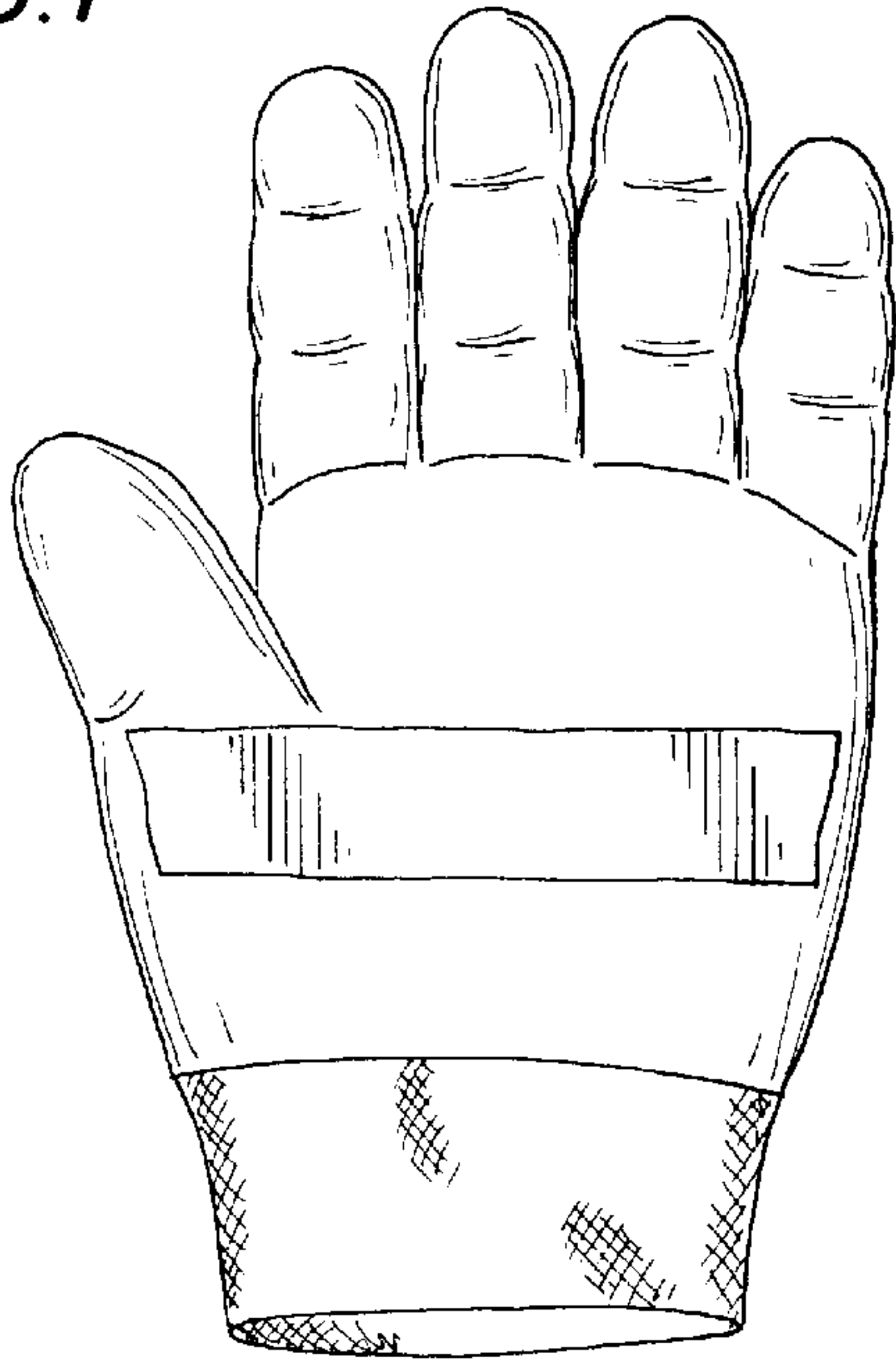


FIG. 2

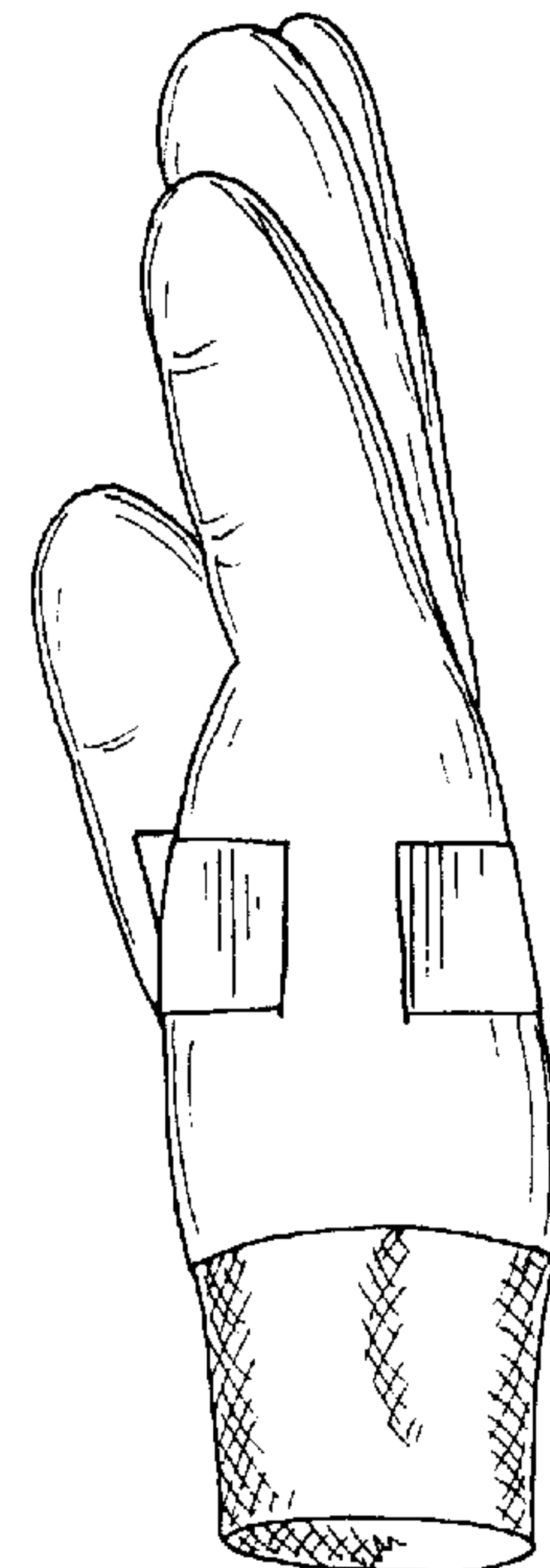


FIG. 3

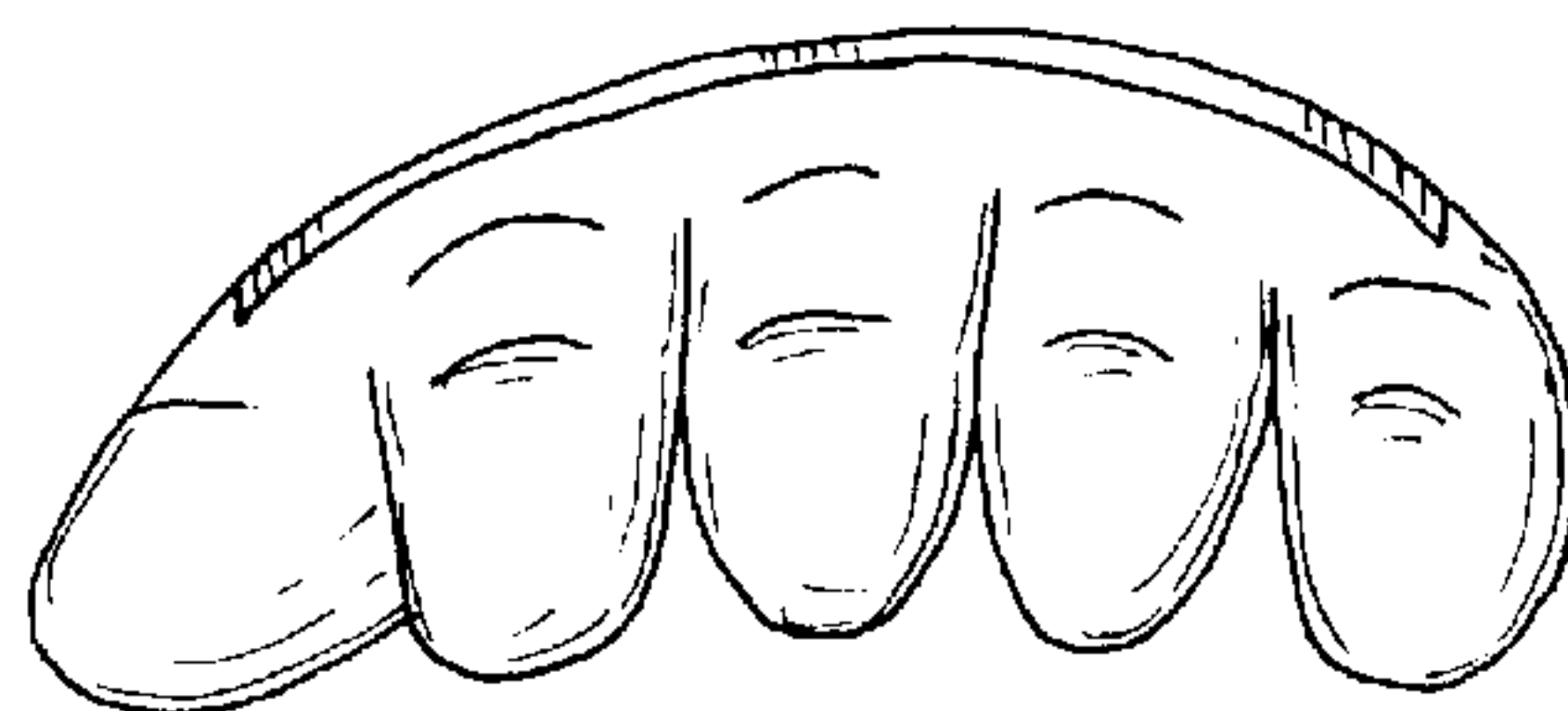


FIG. 4




FIG. 5

