



US00D395316S

**United States Patent** [19]  
**Mason**

[11] **Patent Number: Des. 395,316**  
[45] **Date of Patent: \*\*Jun. 16, 1998**

[54] **COVER FOR A TELEPHONE HANDSET**

[75] **Inventor: Mark Robert Mason, Hemel Hempstead, United Kingdom**

[73] **Assignee: Nokia Mobile Phones Limited, Espoo, Finland**

[\*\*] **Term: 14 Years**

[21] **Appl. No.: 67,198**

[22] **Filed: Feb. 21, 1997**

[51] **LOC (6) Cl. .... 14-03**

[52] **U.S. Cl. .... D14/250; D14/138**

[58] **Field of Search .... D14/137, 138, D14/140, 142, 147, 148, 240, 248, 247, 249, 250; 379/433, 434, 419, 420, 428, 440; 455/90, 347, 349, 550, 575, 556, 558**

[56] **References Cited**

**U.S. PATENT DOCUMENTS**

D. 312,804	12/1990	Blackman	.....	D14/142
D. 353,809	12/1994	Nuovo et al.	.....	D14/138
D. 354,284	1/1995	White	.....	D14/138
D. 356,562	3/1995	Nuovo	.....	D14/138
D. 359,960	7/1995	Kennedy et al.	.....	D14/249
D. 361,328	8/1995	White	.....	D14/138
D. 370,223	5/1996	Kajita et al.	.....	D14/147 X
D. 370,672	6/1996	Hughes	.....	D14/138
D. 372,237	7/1996	Nagele et al.	.....	D14/138
D. 373,764	9/1996	Nagele et al.	.....	D14/138

D. 374,006	9/1996	Tattari	.....	D14/138
D. 380,750	7/1997	Sato et al.	.....	D14/147 X
D. 381,979	8/1997	Shimoda	.....	D14/138
4,648,125	3/1987	Brown	.....	455/89 X
5,572,573	11/1996	Sylvan et al.	.....	455/556
5,615,259	3/1997	Gilbert	.....	379/433

**FOREIGN PATENT DOCUMENTS**

923756 5/1995 Japan .

**OTHER PUBLICATIONS**

German design publication No. M94 07 981, Feb. 24, 1995. Mobile Office, p. 80, Radio Shack CT-352, Feb. 1995. Panasonic advertisement in Japanese, VE-J04, Aug. 10, 1992.

*Primary Examiner*—Jeffrey Asch  
*Attorney, Agent, or Firm*—Perman & Green, LLP

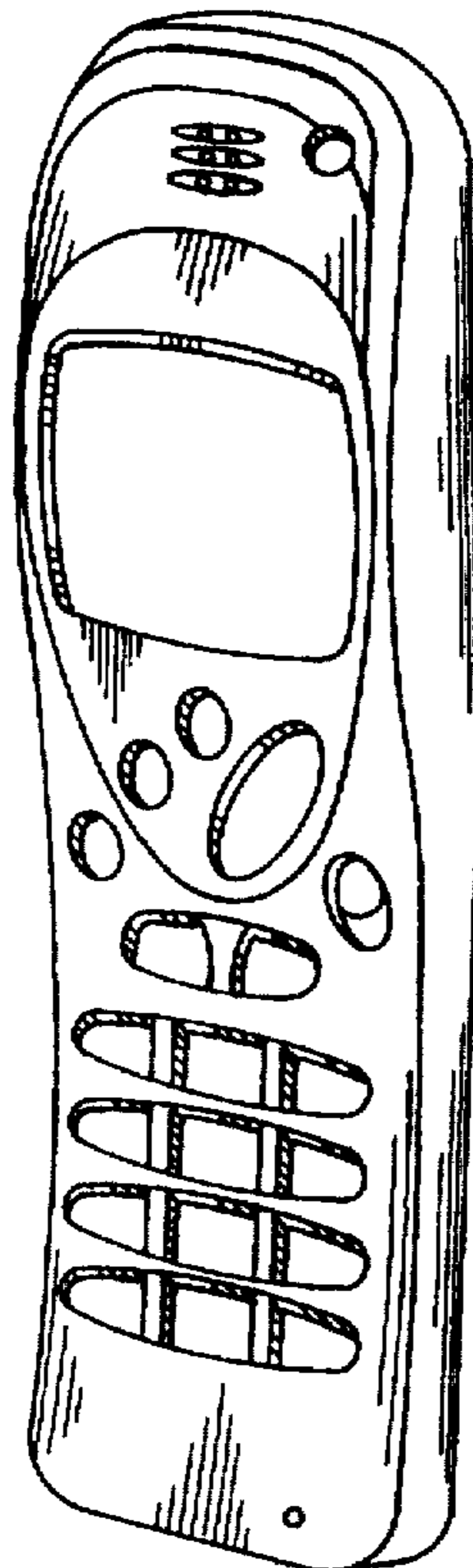
[57] **CLAIM**

The ornamental design of a cover for a telephone handset, as shown and described.

**DESCRIPTION**

FIG. 1 is a top, front and right side perspective view showing my new design;  
FIG. 2 is a rear elevational view thereof;  
FIG. 3 is a left side elevational view thereof;  
FIG. 4 is a right side elevational view thereof; and,  
FIG. 5 is a bottom plan view thereof.

**1 Claim, 3 Drawing Sheets**



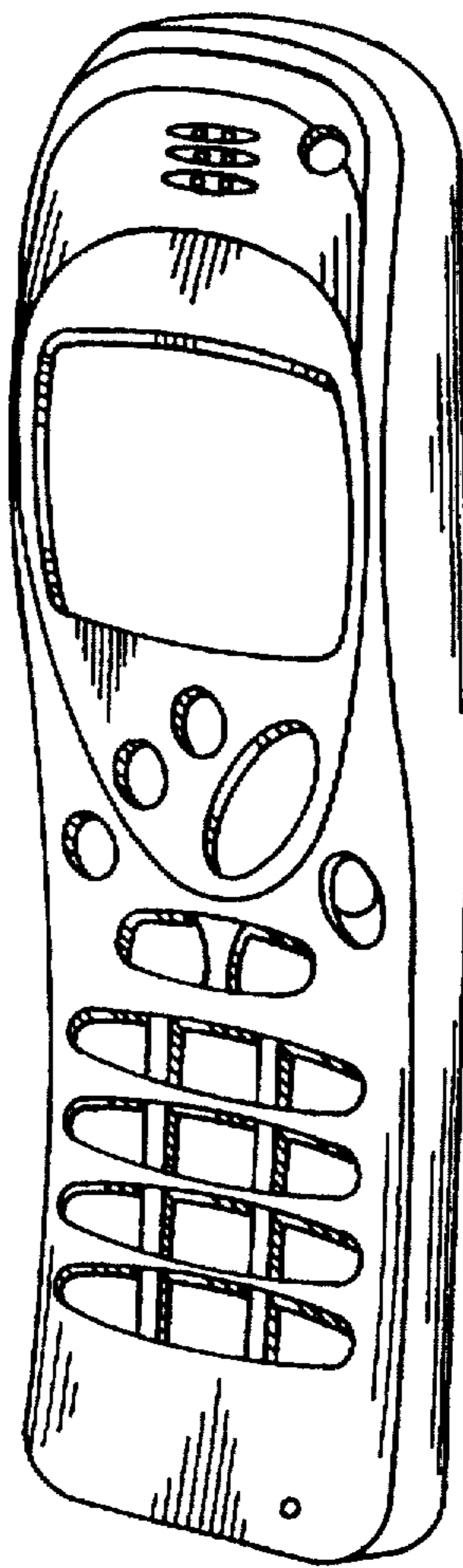


FIG. 1

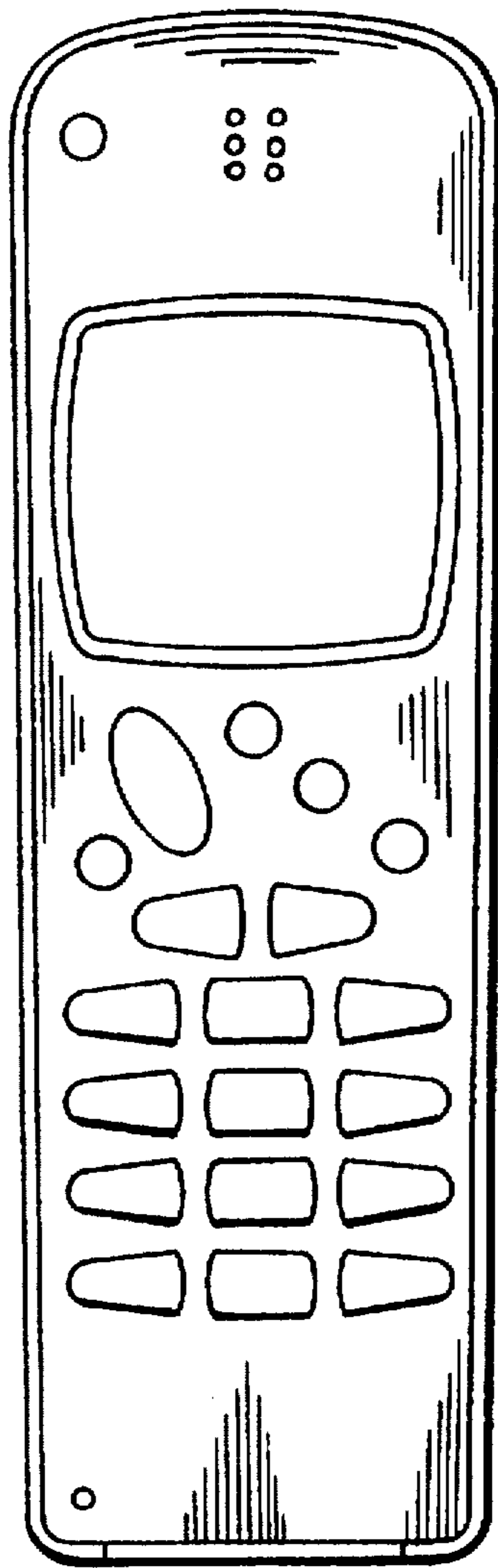


FIG. 2



FIG. 3



FIG. 4




FIG. 5