



US00D395290S

United States Patent [19]

Nakayama et al.

[11] Patent Number: **Des. 395,290**

[45] Date of Patent: ****Jun. 16, 1998**

[54] **BUS COVER FOR DATA STORAGE SUBSYSTEMS**

[75] Inventors: **Morio Nakayama**, Tsurugashima; **Kuniaki Edo**, Tokyo, both of Japan

[73] Assignee: **Aiwa Co., Ltd.**, Tokyo, Japan

[**] Term: **14 Years**

[21] Appl. No.: **52,286**

[22] Filed: **Mar. 27, 1996**

[51] LOC (6) Cl. **14-02**

[52] U.S. Cl. **D14/107; D14/109**

[58] Field of Search D14/100, 102, D14/107-109; D13/162, 184, 199; D6/432, 436, 445, 448; 312/208.1, 254, 292; 360/98.01; 361/690-696

[56] **References Cited**

U.S. PATENT DOCUMENTS

- D. 325,194 4/1992 Kline et al. D14/100
- D. 351,146 10/1994 Hill et al. D14/109

OTHER PUBLICATIONS

Catalog showing Raidon-LT by Micropolis, 1994. *Computer Reseller News* of Jul. 11, 1994 showing Raidion Fault-Tolerant Disk Arrays.

Primary Examiner—Freda Nunn
Attorney, Agent, or Firm—Cushman Darby & Cushman IP Group of Pillsbury Madison & Sutro LLP


[57] **CLAIM**

The ornamental design for a bus cover for data storage subsystems, as shown.

DESCRIPTION

FIG. 1 is a top, front and right side perspective view of a bus cover for data storage subsystems;
FIG. 2 is a rear, left side and bottom perspective view thereof;
FIG. 3 is a top plan view thereof;
FIG. 4 is a bottom plan view thereof;
FIG. 5 is a front elevational view thereof;
FIG. 6 is a rear elevational view thereof;
FIG. 7 is a right side elevational view thereof; and,
FIG. 8 is a left side elevational view thereof.

1 Claim, 2 Drawing Sheets






FIG. 1




FIG. 2




FIG. 3




FIG. 4



FIG. 5




FIG. 6



FIG. 7




FIG. 8