



US00D395287S

United States Patent [19]

Fushiya et al.

[11] Patent Number: **Des. 395,287**

[45] Date of Patent: ****Jun. 16, 1998**

[54] **READER FOR AN INFORMATION RECORDING CARD**

D. 359,274 6/1995 Kennedy et al. D14/105
D. 365,330 12/1995 Mowery, Jr. et al. D14/100

[75] Inventors: **Nobuhiro Fushiya; Tomiaki Ishihara,**
both of Yokohama, Japan

FOREIGN PATENT DOCUMENTS

851024 10/1992 Japan .

[73] Assignee: **Kabushiki Kaisha Toshiba,** Kawasaki,
Japan

OTHER PUBLICATIONS

Casio Catalog MG-80, MG-90, No. 254812, Oct. 22, 1990.

[**] Term: **14 Years**

Primary Examiner—Freda Nunn
Attorney, Agent, or Firm—Oblon, Spivak, McClelland,
Maier & Neustadt, P.C.

[21] Appl. No.: **63,477**

[22] Filed: **Dec. 9, 1996**

[57] CLAIM

[30] Foreign Application Priority Data

Aug. 12, 1996 [JP] Japan 8-23972

The ornamental design for a reader for an information recording card, as shown.

[51] LOC (6) Cl. **14-02**

DESCRIPTION

[52] U.S. Cl. **D14/105; D14/100**

FIG. 1 is a front, top and left side perspective view of a reader for an information recording card, showing our new design;

[58] Field of Search D14/100, 105,
D14/107; D18/36, 37, 39; D16/208, 214,
223, 202, 232; 235/454, 462, 470, 380,
382, 382.5, 472, 476, 482, 483, 441

FIG. 2 is a front elevational view thereof;
FIG. 3 is a top plan view thereof;
FIG. 4 is a bottom plan view thereof;
FIG. 5 is a left side elevational view thereof;
FIG. 6 is a right side elevational view thereof; and,
FIG. 7 is a rear elevational view thereof.

[56] References Cited

U.S. PATENT DOCUMENTS

D. 326,446 5/1992 Wong D14/100
D. 344,069 2/1994 Marmie D14/100

1 Claim, 2 Drawing Sheets

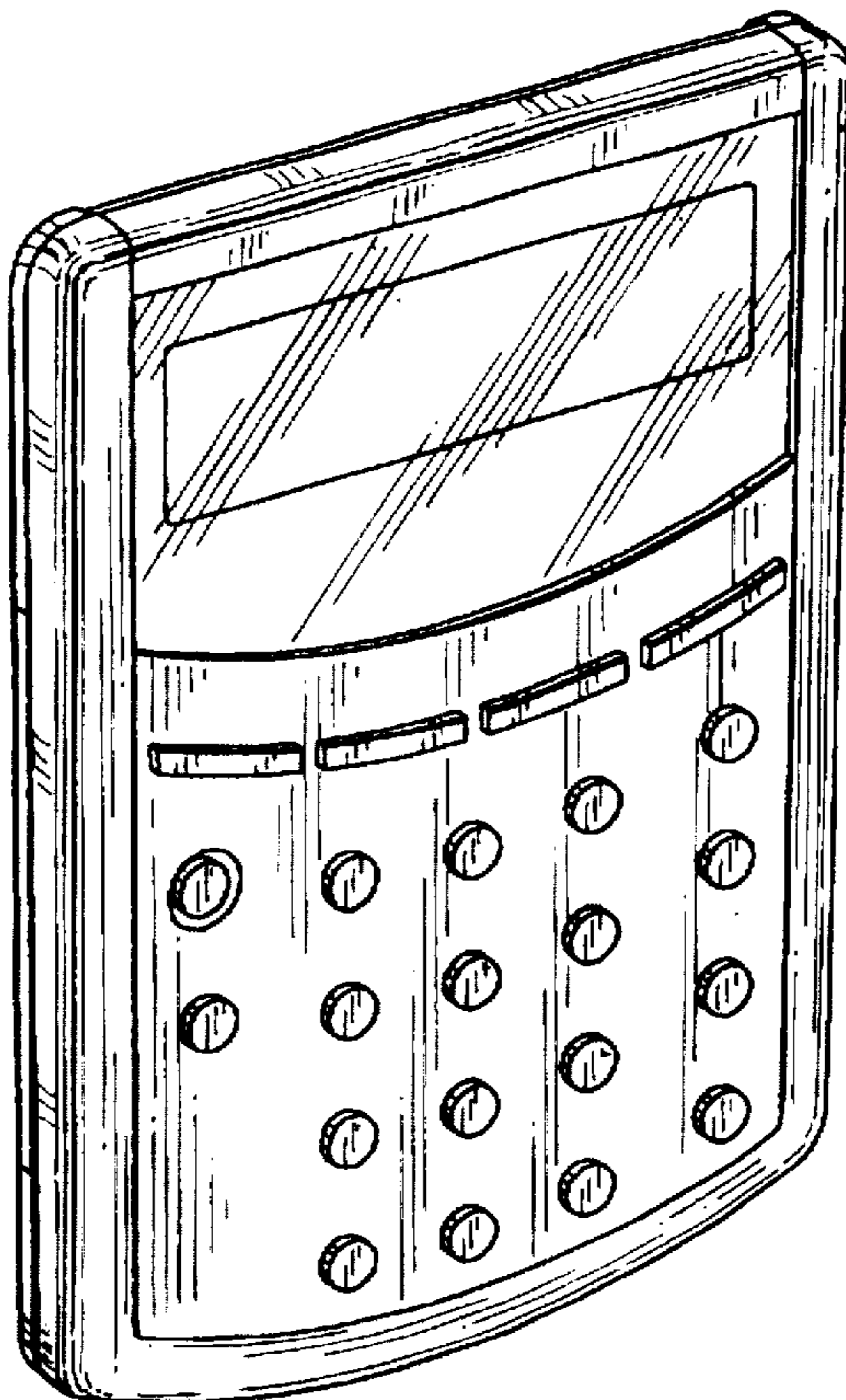


FIG. 1

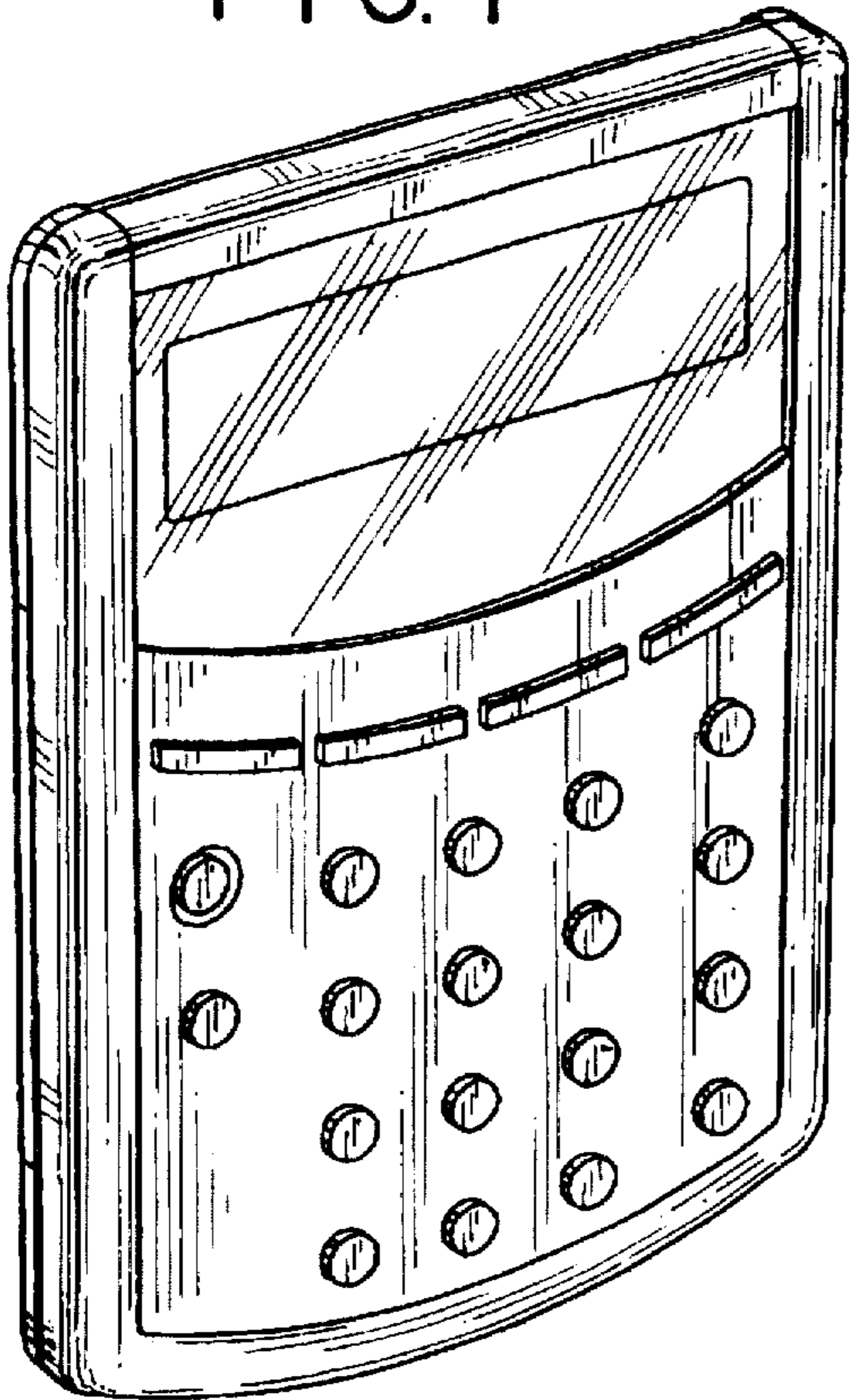


FIG. 2

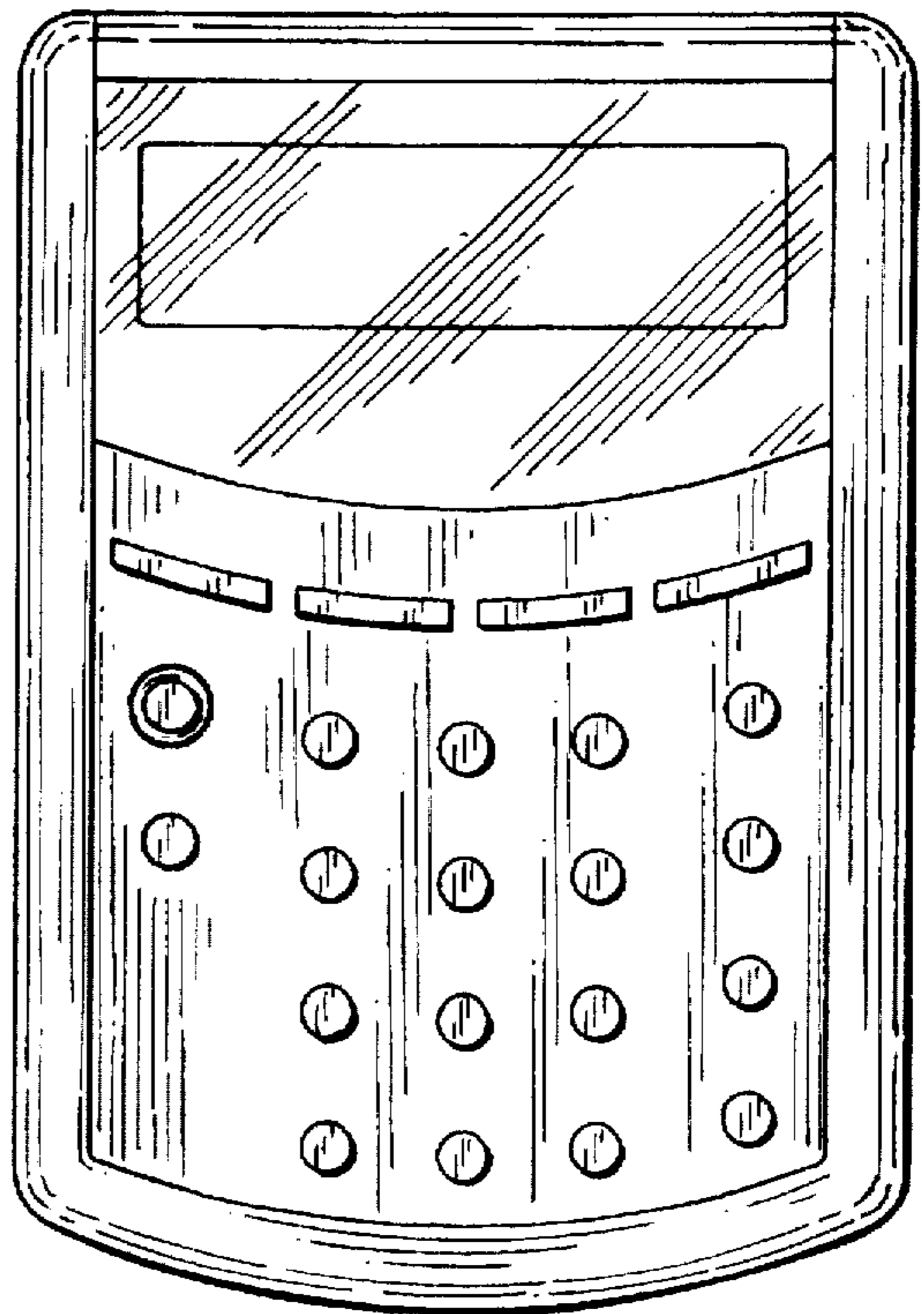


FIG. 3




FIG. 4




FIG. 5



FIG. 6



FIG. 7

