



US00D395278S

# United States Patent [19]

Nakui

[11] Patent Number: **Des. 395,278**

[45] Date of Patent: **\*\*Jun. 16, 1998**

[54] **CELLULAR PHONE BATTERY PACK**

[75] Inventor: **Yuko Nakui, Tokyo, Japan**

[73] Assignee: **ToCad Company Ltd., Tokyo, Japan**

[\*\*] Term: **14 Years**

[21] Appl. No.: **68,242**

[22] Filed: **Mar. 20, 1997**

### Related U.S. Application Data

[62] Division of Ser. No. 44,079, Sep. 18, 1995, Pat. No. Des. 384,327.

[51] LOC (6) Cl. .... **13-02**

[52] U.S. Cl. .... **D13/103**

[58] Field of Search ..... D13/103, 101, D13/102, 104, 107, 108; 429/96-100, 159, 163, 175-6, 181, 187

### [56] References Cited

#### U.S. PATENT DOCUMENTS

D. 305,717 1/1990 Soren et al. .... D13/103

D. 350,328	9/1994	Alexandres et al. ....	D13/103
D. 352,269	11/1994	Alexandres et al. ....	D13/103
D. 379,962	6/1997	Nuovo et al. ....	D13/103
5,242,767	9/1993	Roback et al. ....	429/97
5,314,763	5/1994	Aksoy et al. ....	429/97
5,660,945	8/1997	McCormick et al. ....	429/97

*Primary Examiner*—Alan P. Douglas  
*Assistant Examiner*—Robin V. Taylor  
*Attorney, Agent, or Firm*—Mayer, Brown & Platt

### [57] CLAIM

The ornamental design for a cellular phone battery pack, as shown and described.

### DESCRIPTION

FIG. 1 is a perspective view of a cellular phone battery pack showing my new design;  
FIG. 2 is a top view thereof;  
FIG. 3 is a front end view thereof;  
FIG. 4 is a side view thereof, the other side being identical;  
FIG. 5 is a bottom view thereof; and,  
FIG. 6 is a rear end view thereof.

**1 Claim, 2 Drawing Sheets**

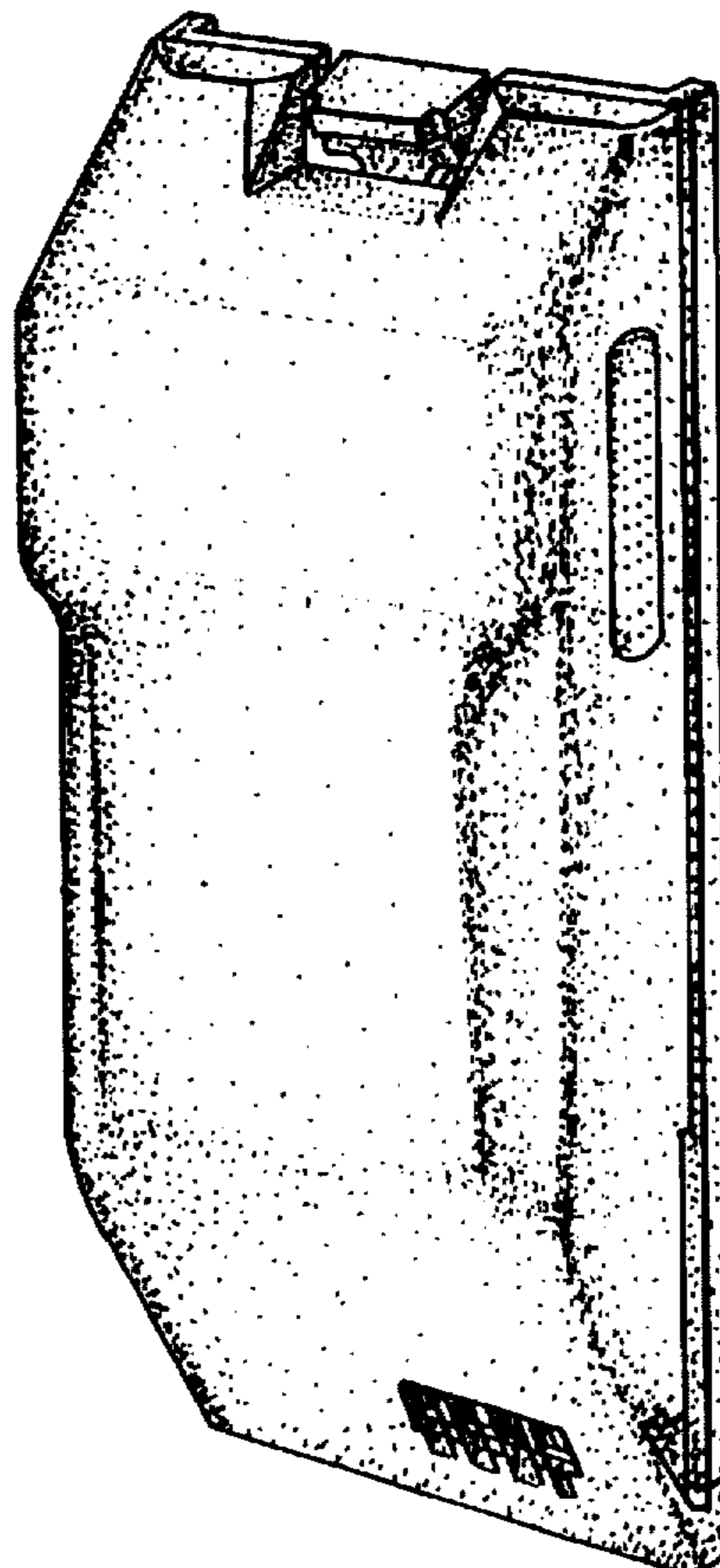


FIG. 1




FIG. 2

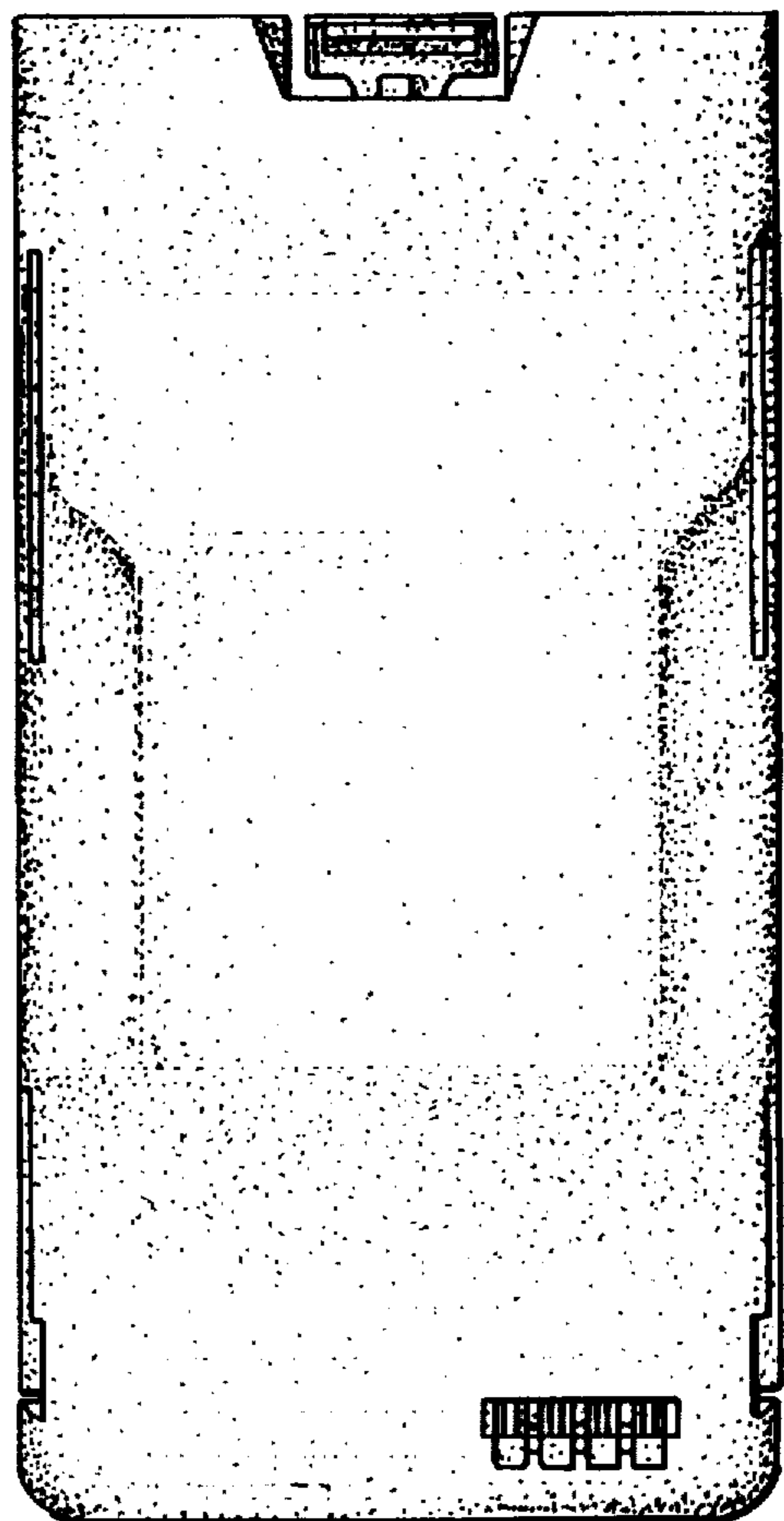


FIG. 3

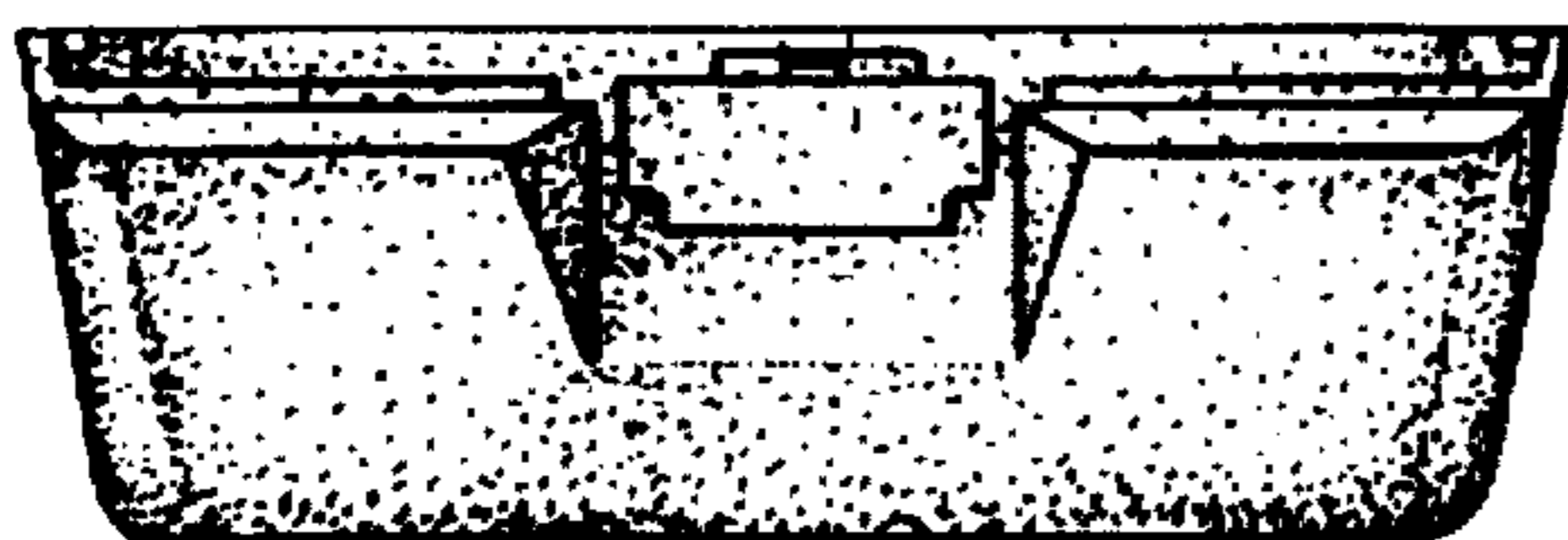


FIG. 4

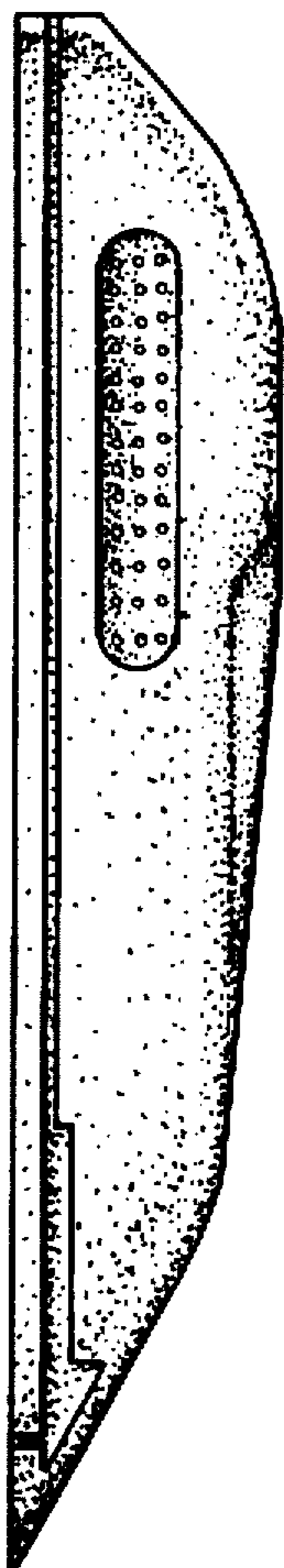


FIG. 5




FIG. 6

