



US00D395269S

United States Patent [19]

McCauley, Jr.

[11] Patent Number: **Des. 395,269**

[45] Date of Patent: ****Jun. 16, 1998**

[54] **RUNNING BOARD ASSEMBLY FOR A VEHICLE**

D. 361,973	9/1995	Hornik	D12/203
2,088,739	8/1937	Geyer	280/163
5,137,293	8/1992	Graves et al.	280/163

[75] Inventor: **Robert E. McCauley, Jr.**, Overland Park, Kans.

Primary Examiner—James Gandy
Assistant Examiner—Robert M Spear
Attorney, Agent, or Firm—Hovey, Williams, Timmons & Collins

[73] Assignee: **Starboards, Inc.**, North Kansas City, Mo.

[**] Term: **14 Years**

[57] CLAIM

[21] Appl. No.: **72,853**

The ornamental design for a running board assembly for a vehicle, as shown and described.

[22] Filed: **Jun. 26, 1997**

DESCRIPTION

[51] LOC (6) Cl. **12-16**

[52] U.S. Cl. **D12/203**

[58] Field of Search D12/190, 203;
238/14; 280/163, 164.1, 169, 848; 428/81,
82

FIG. 1 is a left rear perspective view of a running board assembly for a vehicle in accordance with my design illustrated in the environment of use attached to a vehicle shown in phantom lines;

FIG. 2 is a left elevational view thereof ;

FIG. 3 is a plan view thereof;

FIG. 4 is a front elevational view thereof; and,

FIG. 5 is a rear elevational view thereof.

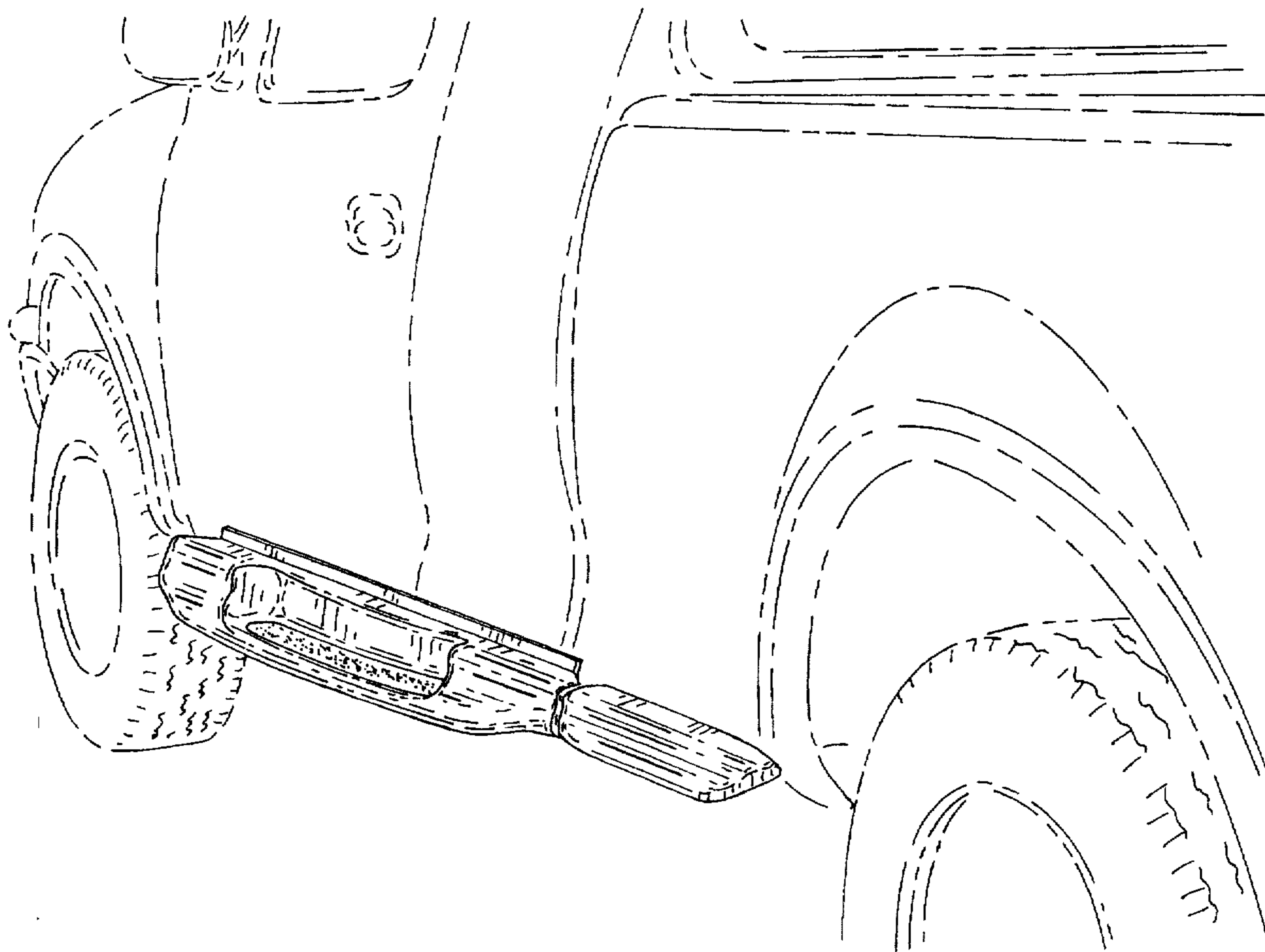
The broken line showing of a vehicle is for illustrative purposes only and forms no part of the claimed design.

[56] References Cited

U.S. PATENT DOCUMENTS

D. 82,547	11/1930	Earl	D12/203
D. 289,891	5/1987	Bielby	D12/190
D. 304,820	11/1989	Rasmussen	D12/190

1 Claim, 2 Drawing Sheets



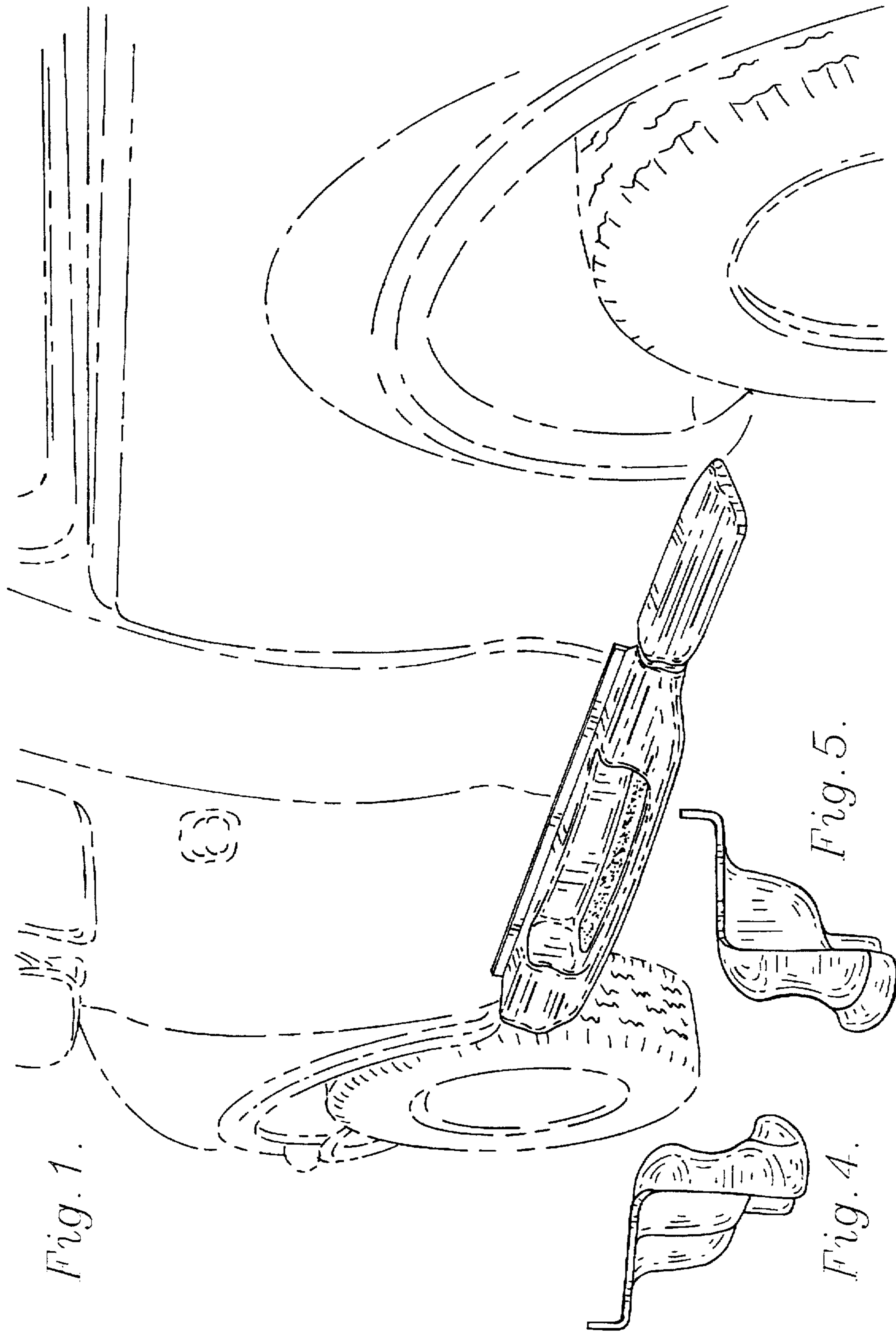


Fig. 1.

Fig. 5.

Fig. 4.

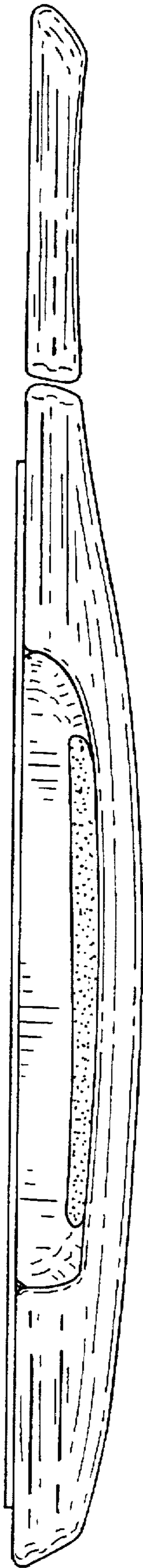


Fig. 2.

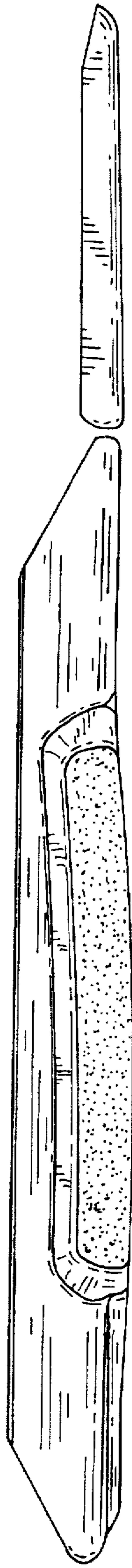


Fig. 3.