



US00D395258S

United States Patent [19]
Kawamura

[11] **Patent Number: Des. 395,258**

[45] **Date of Patent: ***Jun. 16, 1998**

[54] **PULL TAB FOR SLIDE FASTENER**

D. 324,663 3/1992 Ebata D11/200

[75] **Inventor: Hitomi Kawamura**, Toyama-ken, Japan

Primary Examiner—Ralf Seifert
Attorney, Agent, or Firm—Hill Steadman & Simpson

[73] **Assignee: YKK Corporation**, Tokyo, Japan

[*] **Notice:** The portion of the term of this patent subsequent to Jun. 17, 2011, has been disclaimed.

[57] **CLAIM**

The ornamental design for a pull tab for slide fastener, as shown.

[**] **Term: 14 Years**

DESCRIPTION

[21] **Appl. No.: 46,815**

FIG. 1 is a front elevational view of a pull tab for slide fastener showing my new design;

[22] **Filed: Oct. 23, 1995**

FIG. 2 is a top plan view;

[30] **Foreign Application Priority Data**

Apr. 24, 1995 [JP] Japan 7-11523

FIG. 3 is a bottom plan view;

[51] **LOC (6) Cl. 02-07**

FIG. 4 is a left side elevational view;

[52] **U.S. Cl. D11/221**

FIG. 5 is a right side elevational view;

[58] **Field of Search** D11/200, 201,
D11/221, 212, 213; 24/381-385, 415-417,
427-431; D20/22

FIG. 6 is a cross-sectional view taken along the lines 6—6 of FIG. 1; and

FIG. 7 is a front elevational view shown attached to a slider body, the broken line showing of a slider body is for illustrative purposes only and forms no part of the claimed design.

[56] **References Cited**

U.S. PATENT DOCUMENTS

D. 277,140 1/1985 Abe D11/221

1 Claim, 2 Drawing Sheets

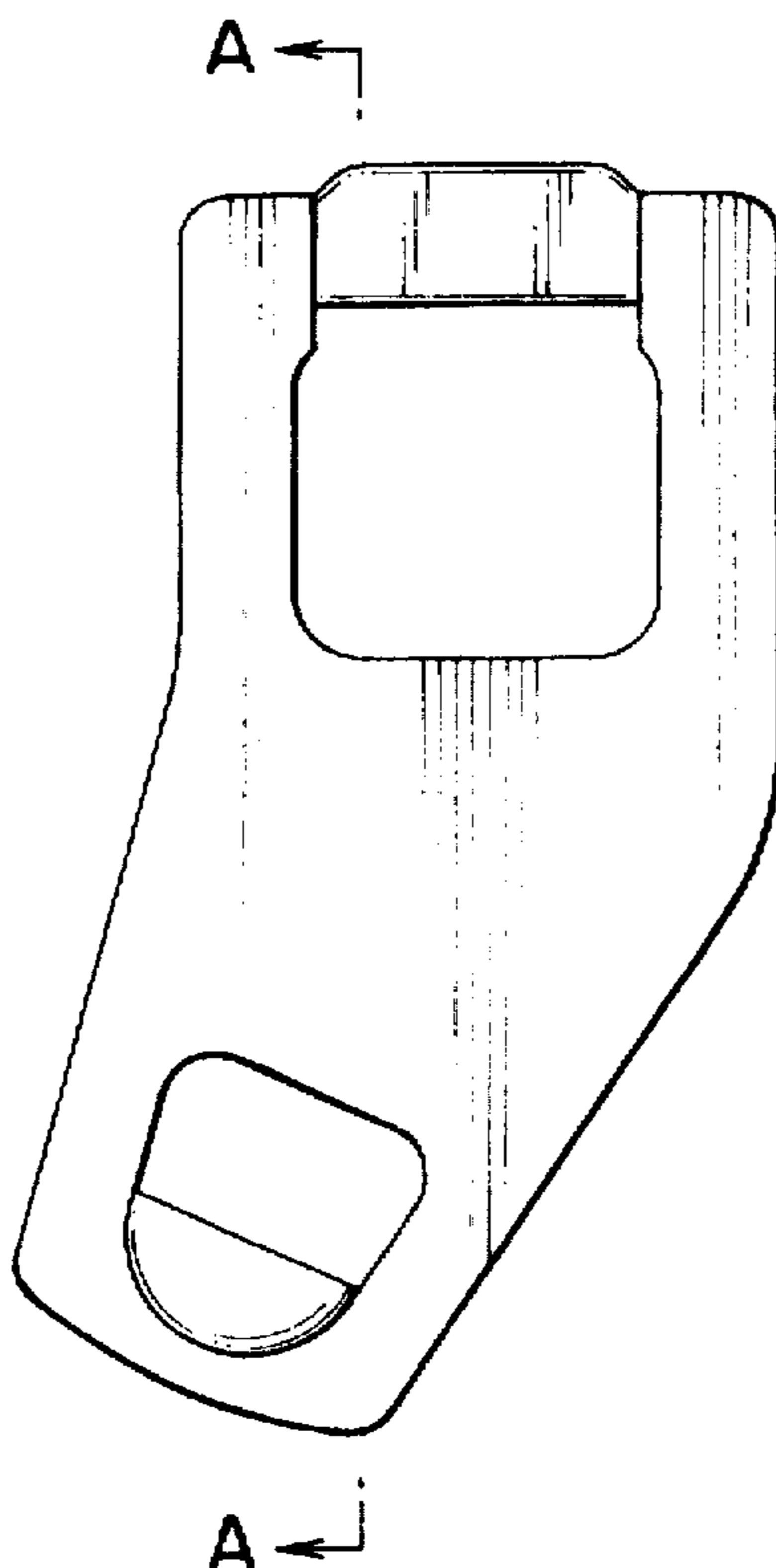


FIG.1

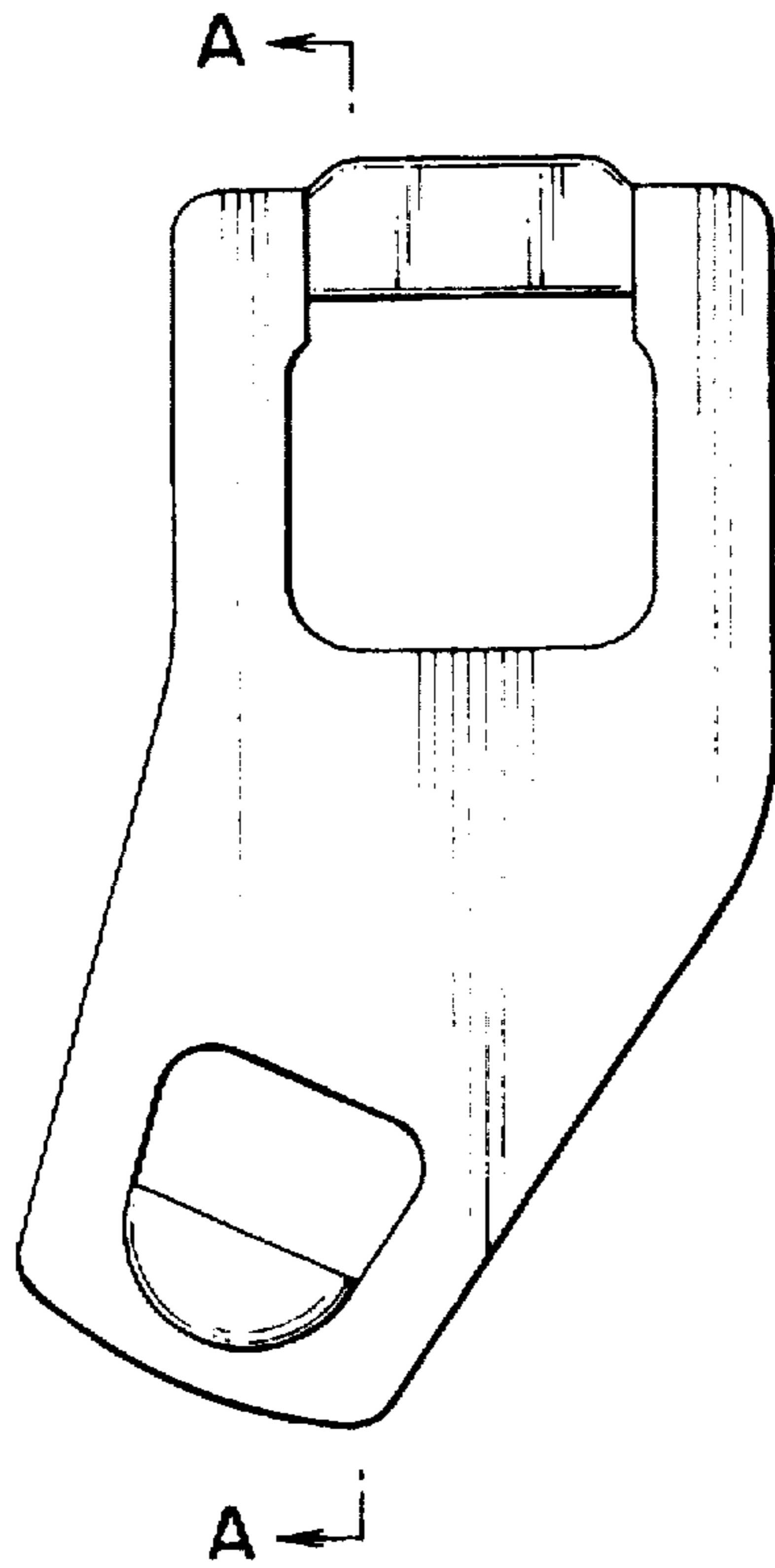


FIG.2

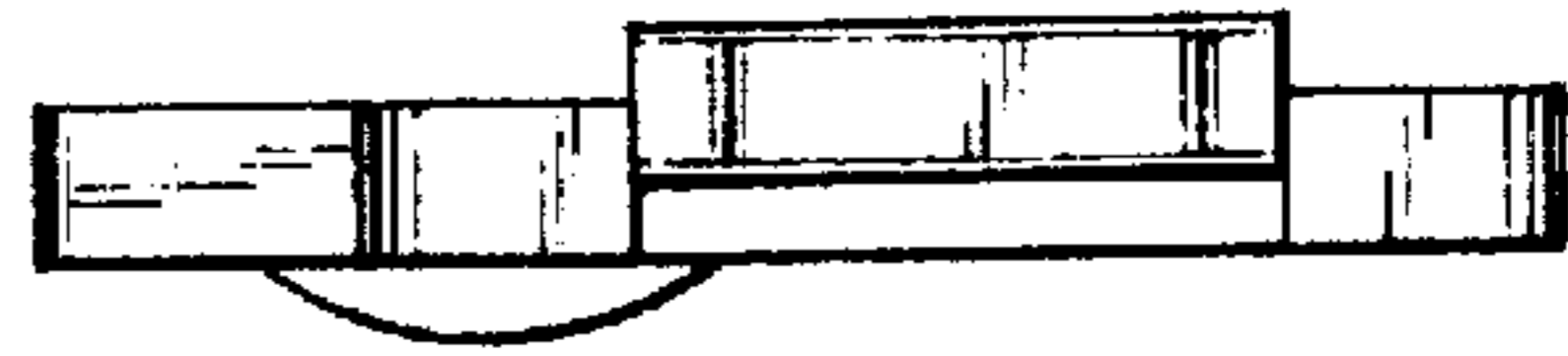


FIG.3

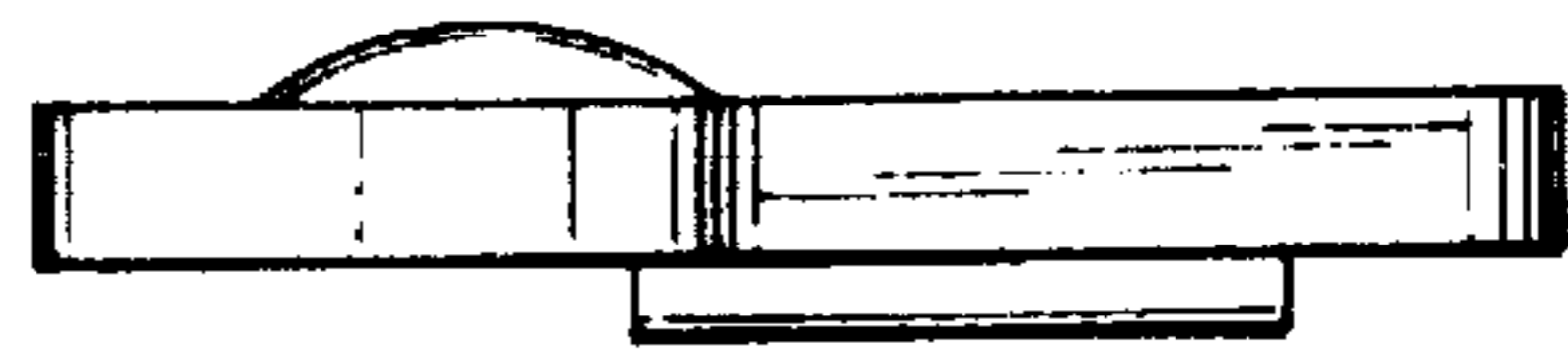


FIG.4

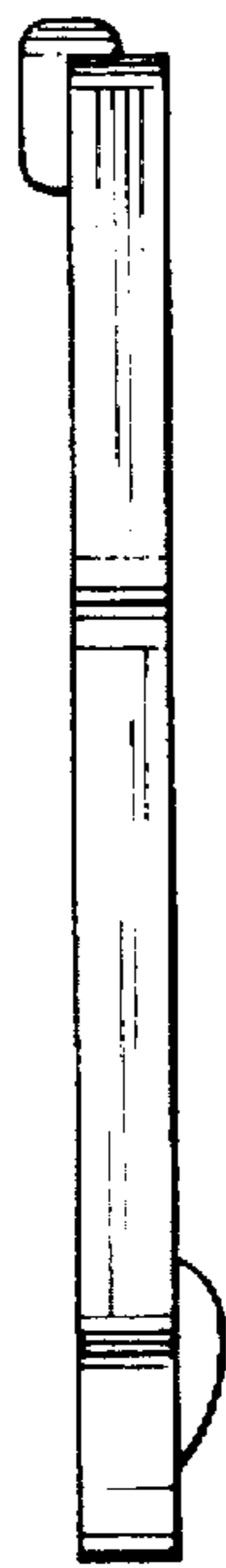


FIG.5

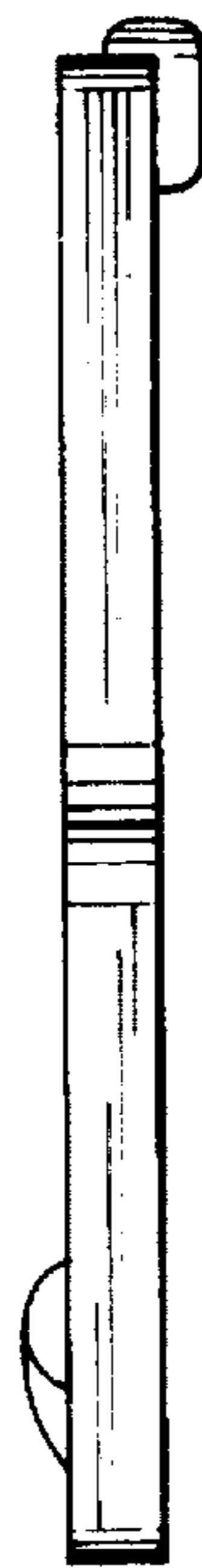


FIG.6

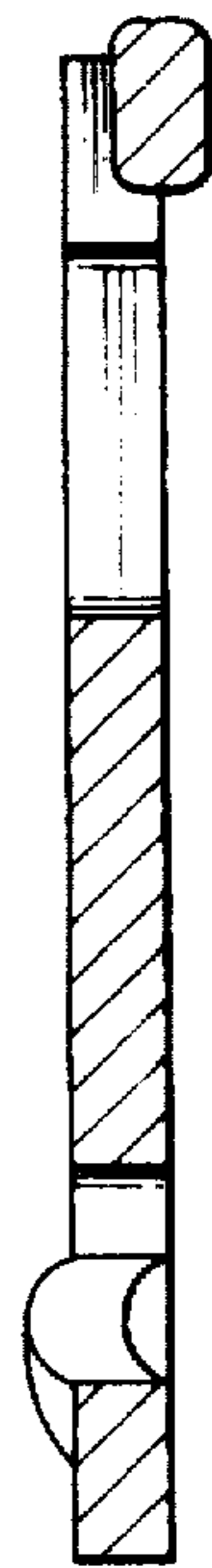


FIG. 7

