



US00D395244S

**United States Patent** [19]  
**Riley**

[11] **Patent Number: Des. 395,244**

[45] **Date of Patent: \*\*Jun. 16, 1998**

[54] **WATCH AND STRAP**  
[75] **Inventor: Judith Reichel Riley, Goshen, Conn.**  
[73] **Assignee: Timex Corp., Middlebury, Conn.**  
[\*\*] **Term: 14 Years**

D. 362,946 10/1995 Polenberg ..... D11/3  
D. 377,914 2/1997 Riley ..... D11/3  
D. 377,915 2/1997 Riley ..... D11/3  
D. 378,356 3/1997 Kin ..... D10/32  
D. 379,327 5/1997 Navera ..... D11/3  
D. 379,934 6/1997 Riley ..... D10/30  
D. 379,940 6/1997 Riley ..... D11/3

[21] **Appl. No.: 66,124**  
[22] **Filed: Feb. 5, 1997**

*Primary Examiner*—Nelson C. Holtje  
*Attorney, Agent, or Firm*—Paul R. Juhasz

**Related U.S. Application Data**

[63] **Continuation-in-part of Ser. No. 52,237, Mar. 26, 1996, Pat. No. Des. 379,939, and a continuation-in-part of Ser. No. 52,238, Mar. 26, 1996, Pat. No. Des. 379,940.**

[51] **LOC (6) Cl. .... 10-02**  
[52] **U.S. Cl. .... D10/32**  
[58] **Field of Search .... D10/1-40, 122-132; D11/3-25; 63/1.1, 3, 5, 11; 368/276-277, 280-282, 285**

[57] **CLAIM**

The ornamental design for a "watch and strap", as shown and described.

**DESCRIPTION**

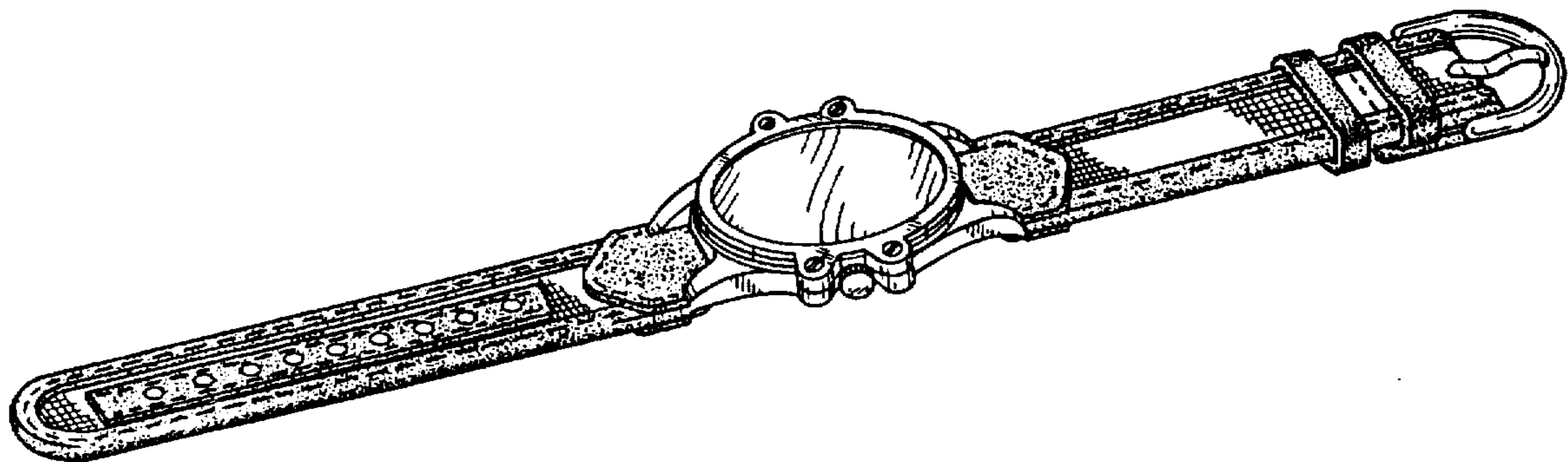
FIG. 1 is a perspective elevational view of a watch and strap;  
FIG. 2 is a top plan view thereof;  
FIG. 3 is a right side elevational view thereof;  
FIG. 4 is a bottom plan view thereof;  
FIG. 5 is a left side elevational view thereof;  
FIG. 6 is an end elevational view thereof; and,  
FIG. 7 is the other end elevational view thereof.

[56] **References Cited**

**U.S. PATENT DOCUMENTS**

D. 287,470 12/1986 Houlihan ..... D10/30

**1 Claim, 2 Drawing Sheets**



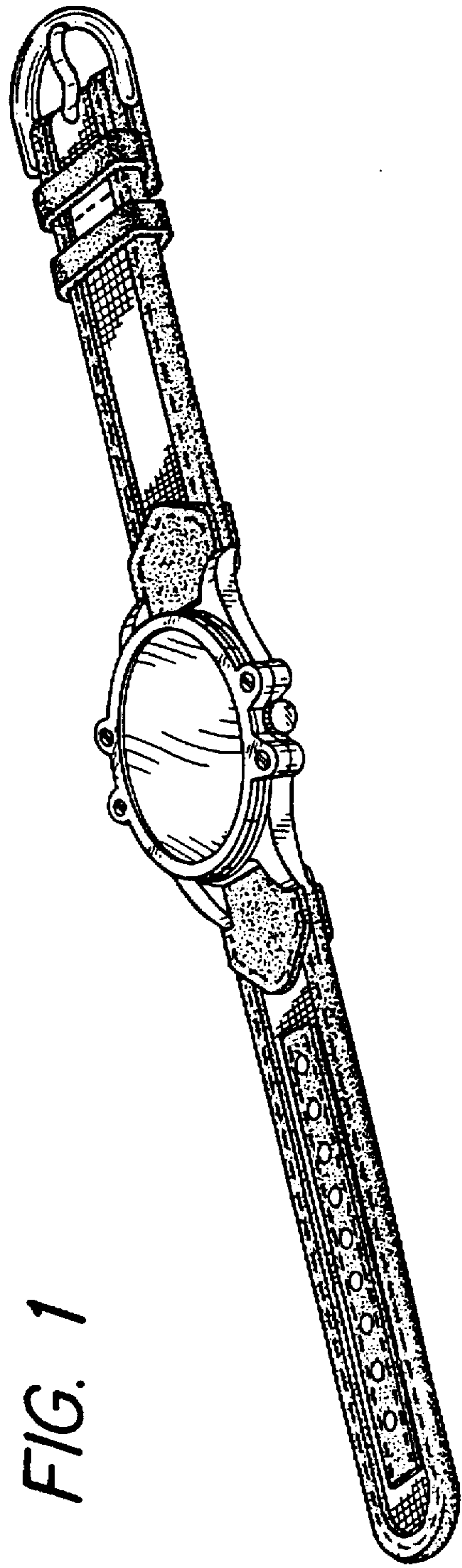


FIG. 1

FIG. 6

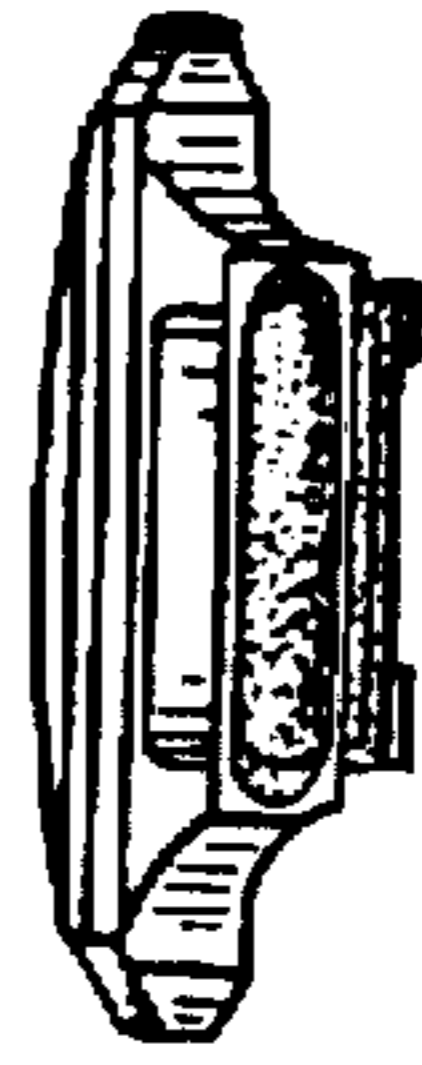
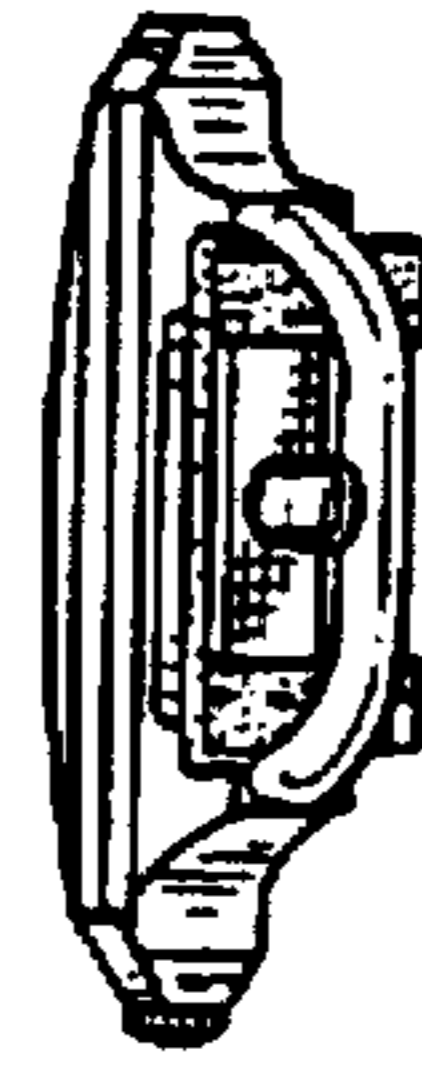


FIG. 7






FIG. 2




FIG. 3




FIG. 4

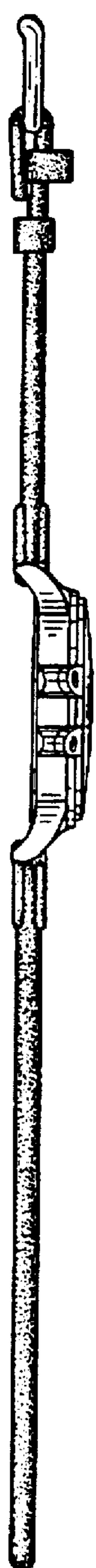


FIG. 5