



US00D395233S

United States Patent [19]

Bryan, III et al.

[11] Patent Number: Des. 395,233

[45] Date of Patent: **Jun. 16, 1998

[54] SNACK FOOD PRODUCT PACKAGE

5,503,858 4/1996 Reskow 220/659 X

[75] Inventors: John H. Bryan, III, West Point, Miss.;
Jeffrey A. Williams, Calhoun, Ga.;
Frank C. Mello, West Point, Miss.

[73] Assignee: Sara Lee Corporation, Winston-Salem,
N.C.

[**] Term: 14 Years

[21] Appl. No.: 70,974

[22] Filed: May 20, 1997

[51] LOC (6) Cl. 09-03

[52] U.S. Cl. D9/347; D9/345; D9/415;
D9/418; D9/424

[58] Field of Search D1/128; D7/553.
D7/555, 557, 602, 629; D9/341, 345-348,
414-415, 418, 424, 431; 206/557, 562,
563, 565, 541; 220/557, 561, 564; 229/904,
906

[56] References Cited

U.S. PATENT DOCUMENTS

- D. 293,767 1/1988 Powers D9/347
- D. 294,459 3/1988 Wendel D9/347 X
- D. 339,522 9/1993 Zoss D7/555 X

OTHER PUBLICATIONS

Better Homes and Gardens, p. 113, tray, Jun. 1953.

Primary Examiner—Sandra L. Morris

Assistant Examiner—Nanda Bondade

Attorney, Agent, or Firm—Kilpatrick Stockton LLP;
Charles Y. Lackey

[57] CLAIM

The ornamental design for a snack food product package, as shown and described.

DESCRIPTION

FIG. 1 is a top plan view showing my new design;

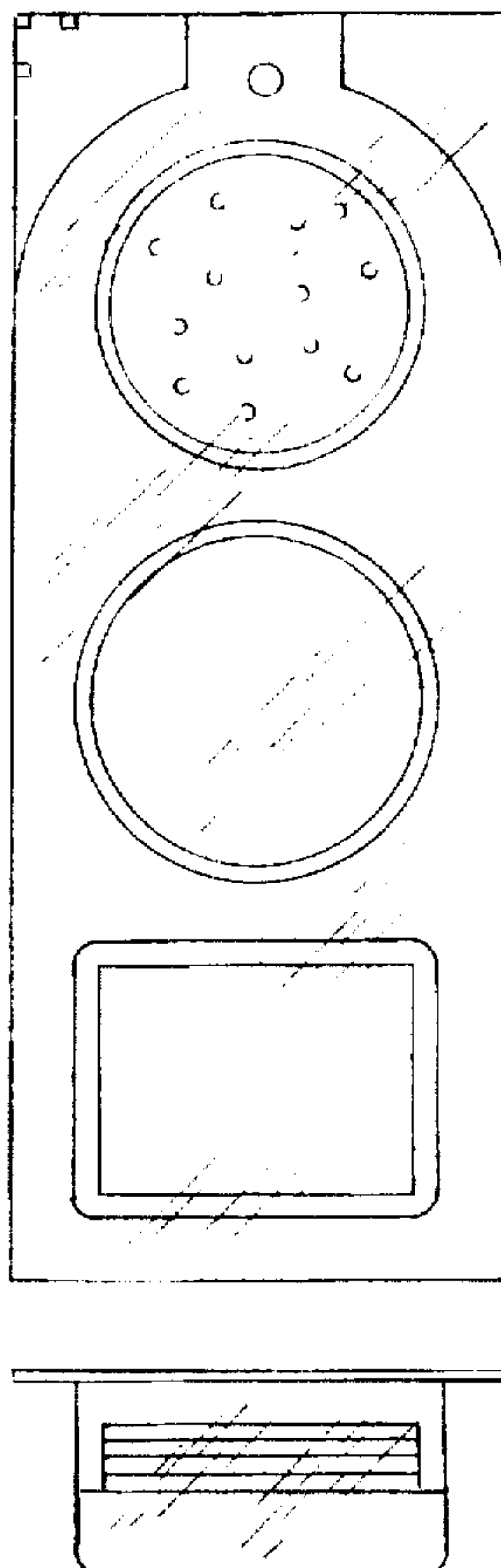
FIG. 2 is an end elevational view of my design shown in FIG. 1;

FIG. 3 is a side elevational view of my new design shown in FIGS. 1 and 2; and,

FIG. 4 is a perspective exploded view showing my new design and the snack products carried thereby shown in FIGS. 1, 2 and 3.

The opposite side view of FIG. 3 is a mirror image of the view shown, and the opposite side view of FIG. 2 forms no part of the claimed design.

1 Claim, 2 Drawing Sheets



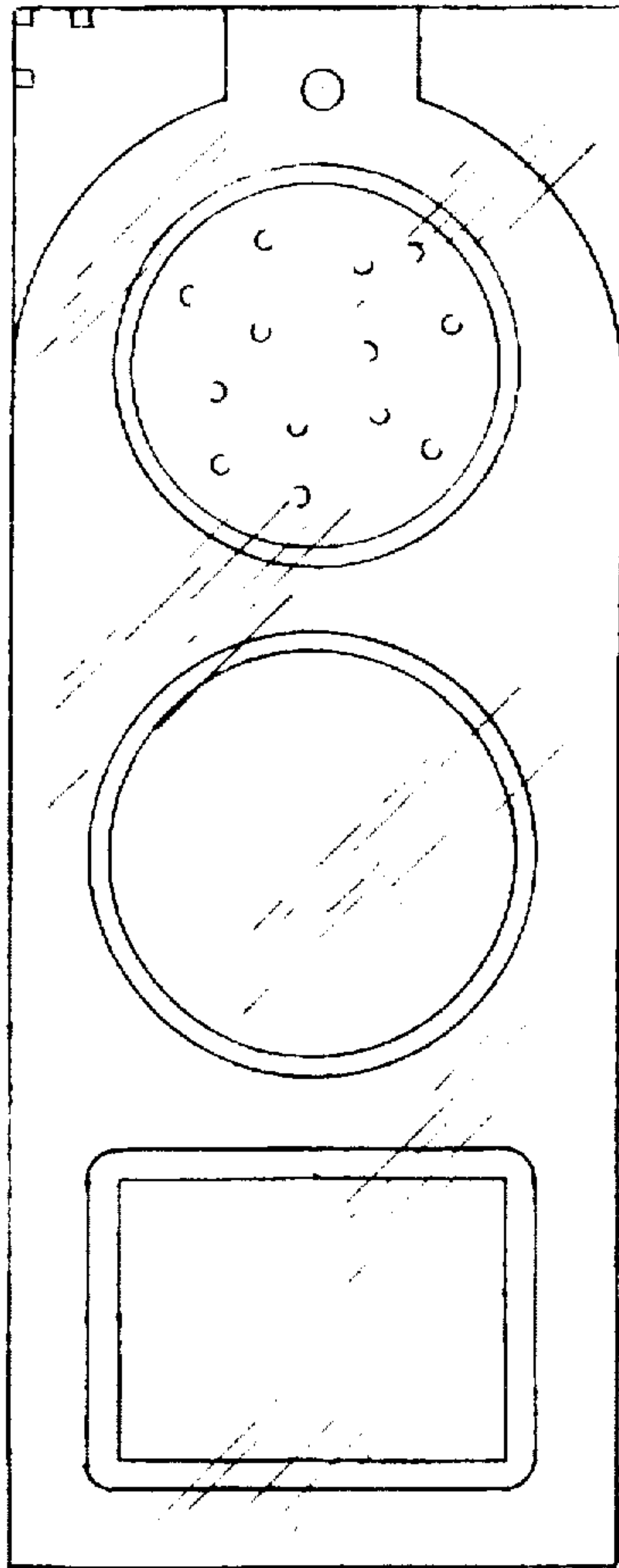


FIG. 1

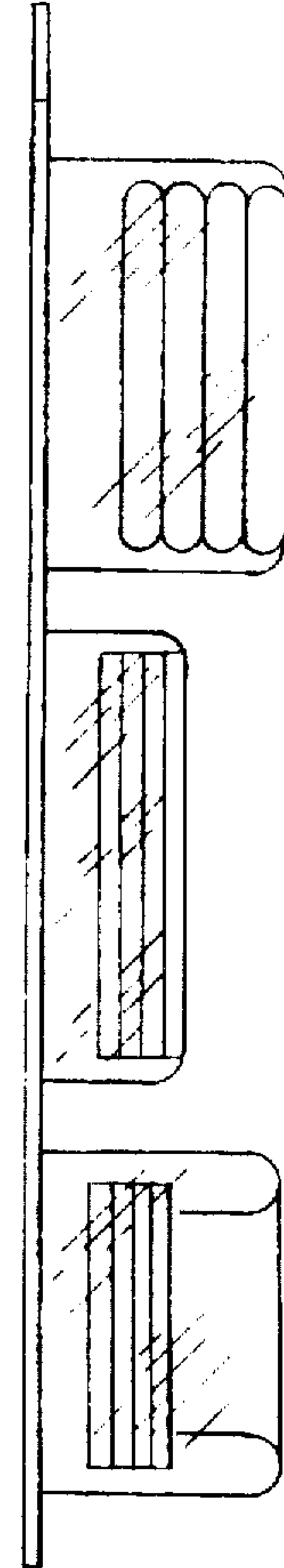


FIG. 3




FIG. 2




FIG. 4