



US00D395231S

# United States Patent [19]

Jackson et al.

[11] Patent Number: **Des. 395,231**

[45] Date of Patent: **\*\*Jun. 16, 1998**

[54] **BEVERAGE BOTTLE**

[75] Inventors: **Linda S. Jackson; Norbert Marszalek,**  
both of Chicago, Ill.

[73] Assignee: **Riggs & Forsythe Specialty Beverages Limited,** Chicago, Ill.

[\*\*] Term: **14 Years**

[21] Appl. No.: **71,518**

[22] Filed: **May 30, 1997**

[51] **LOC (6) Cl. .... 09-01**

[52] **U.S. Cl. .... D9/335; D9/545; D9/550;**  
**D9/556**

[58] **Field of Search .... D9/545, 546, 540,**  
**D9/550, 335, 552, 563, 500, 503; 215/382-384,**  
**400**

## [56] **References Cited**

### **U.S. PATENT DOCUMENTS**

D. 22,167	1/1893	Beach .....	D9/500
D. 74,459	2/1928	Suarez .....	D9/550
D. 78,729	6/1929	Coster .....	D9/563
D. 94,745	3/1935	Fuerst .....	D9/563
D. 172,869	8/1954	DuPree .....	D9/545 X
D. 190,687	6/1961	Fuerst .....	D9/550
D. 201,470	6/1965	Plattner .	
D. 202,933	11/1965	Platte .	
D. 277,551	2/1985	Kerr .	
D. 279,167	6/1985	Haney et al. .	
D. 281,577	12/1985	Larson et al. .	

D. 282,349	1/1986	Larson et al. .
D. 306,969	4/1990	Alberghini et al. .
D. 318,011	7/1991	Biesecker .
D. 318,798	8/1991	Biesecker .
D. 319,011	8/1991	Biesecker .
D. 319,584	9/1991	Biesecker .
D. 323,983	2/1992	Bastidos .
D. 332,051	12/1992	Kinslow, Jr. et al. .
1,636,174	7/1927	Dolan et al. .
4,804,097	2/1989	Alberghini et al. .
4,993,565	2/1991	Ota et al. .
5,141,120	8/1992	Brown et al. .
5,141,121	8/1992	Brown et al. .
5,148,930	9/1992	Ota et al. .
5,199,587	4/1993	Ota et al. .
5,215,203	6/1993	Malcolm .
5,472,105	12/1995	Krishmakumar et al. .

*Primary Examiner*—Lucy Lieberman  
*Attorney, Agent, or Firm*—Potthast & Ring

## [57] **CLAIM**

The ornamental design for a beverage bottle, as shown and described above.

## **DESCRIPTION**

FIG. 1 is a perspective view of the beverage bottle;  
FIG. 2 is a front elevational view thereof;  
FIG. 3 is a rear elevational view thereof;  
FIG. 4 is a top plan view thereof;  
FIG. 5 is a bottom plan view thereof;  
FIG. 6 is a right side elevational view thereof; and,  
FIG. 7 is a left side elevational view thereof.

**1 Claim, 6 Drawing Sheets**

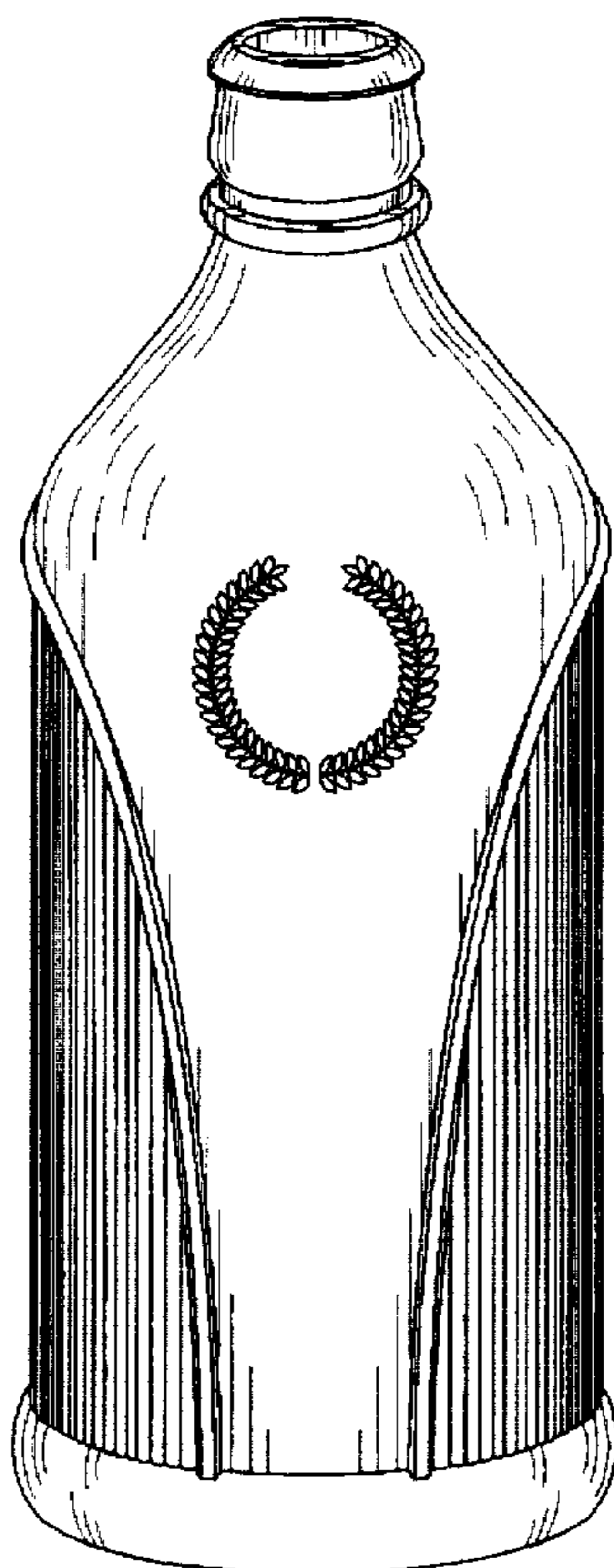


Fig. 1

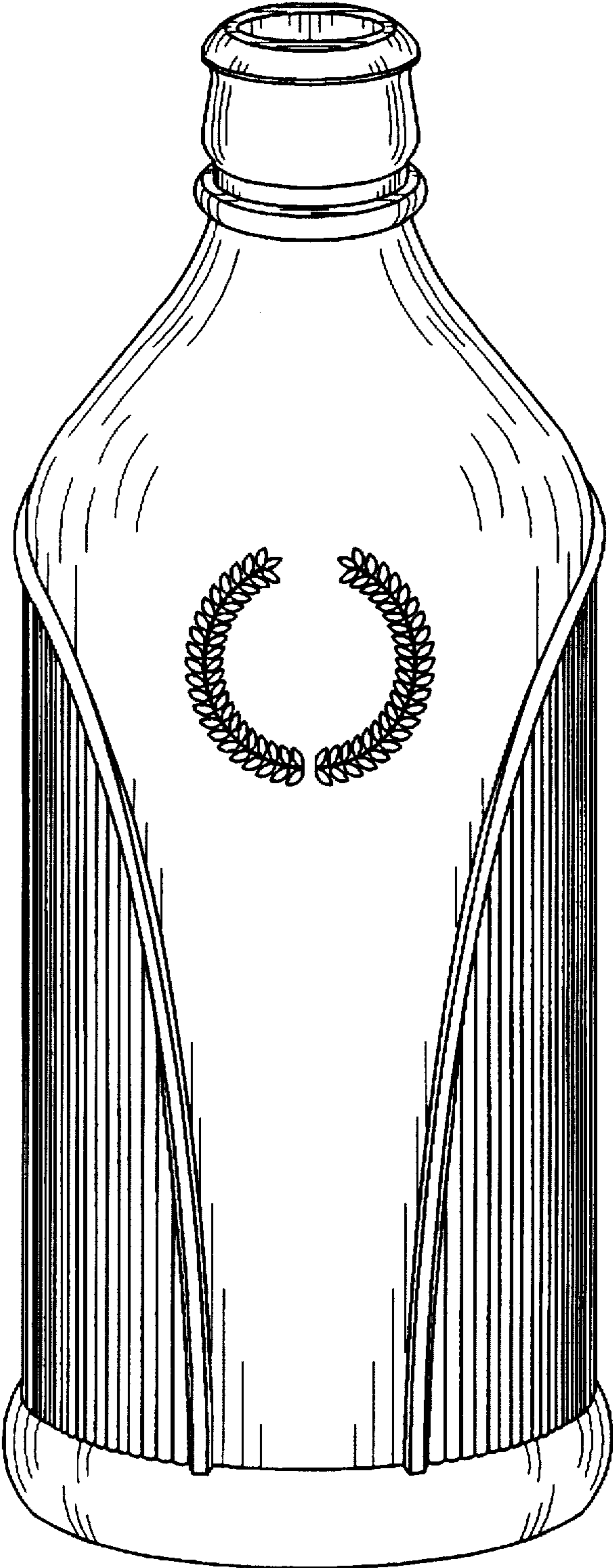


Fig. 2

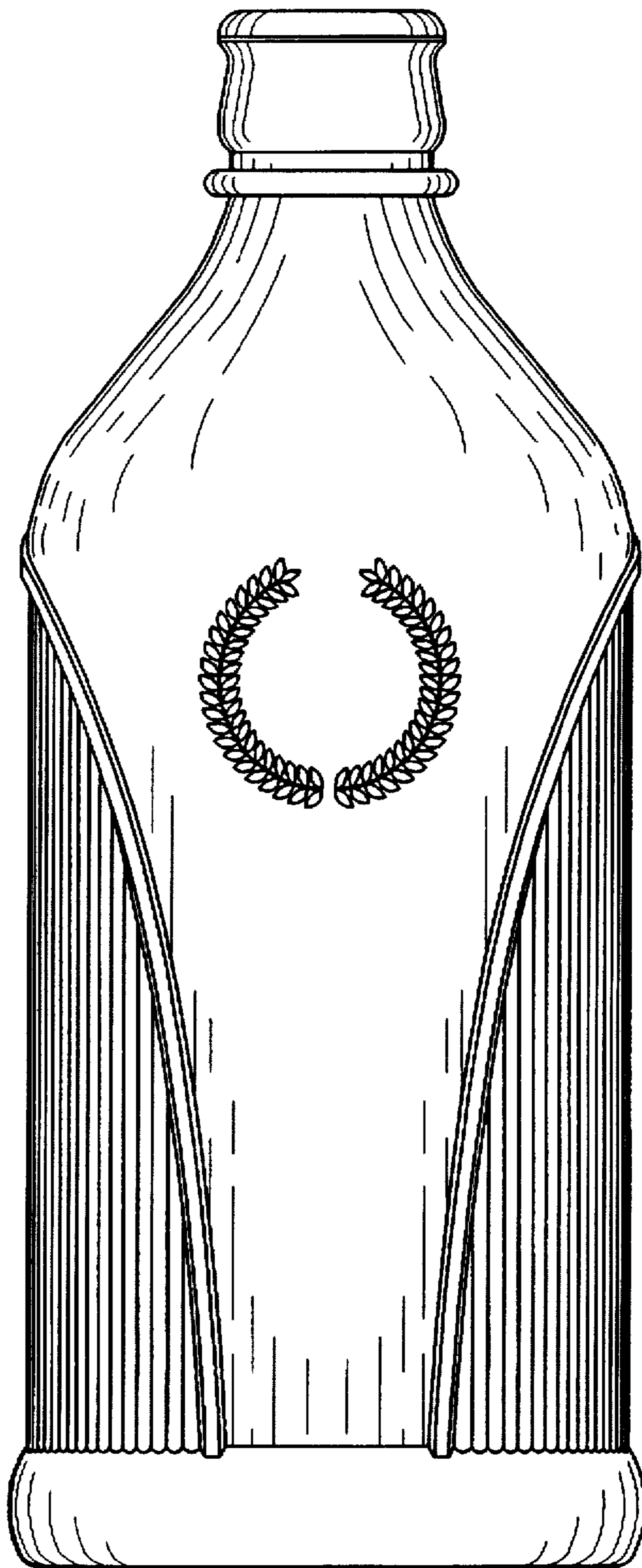


Fig. 3

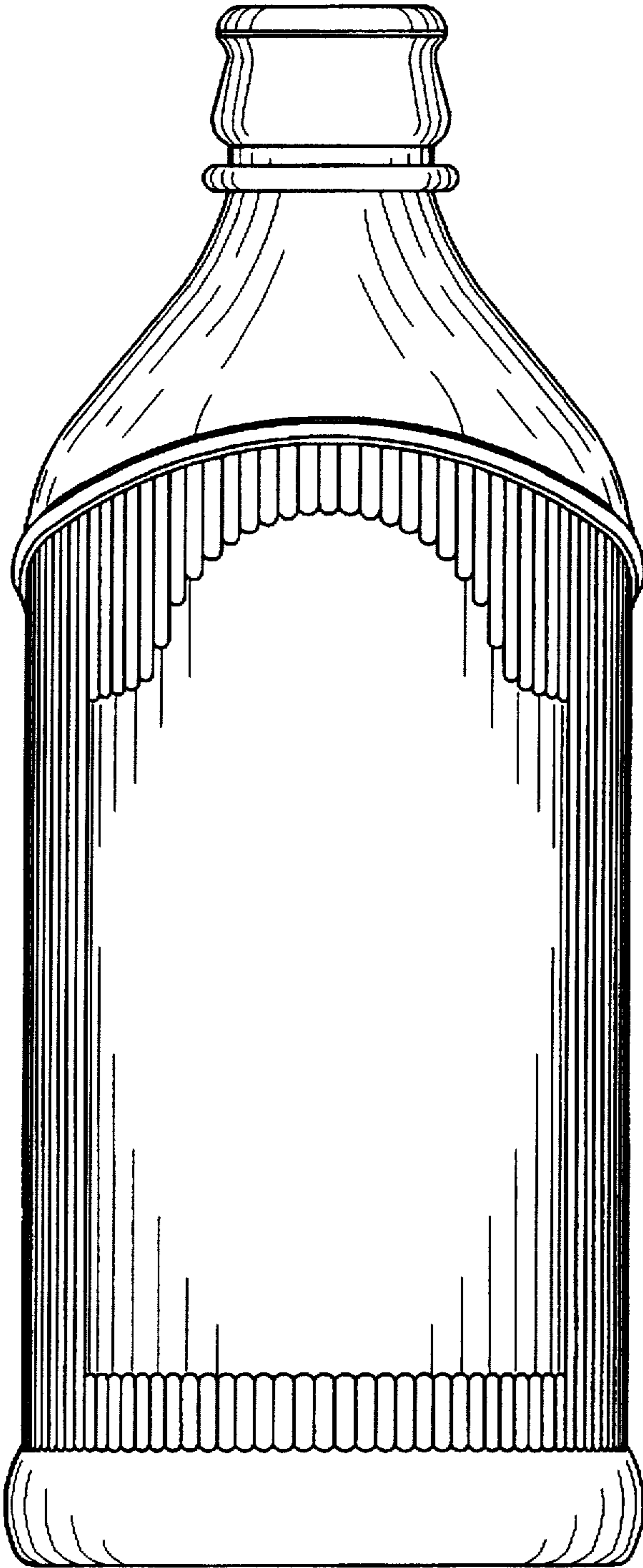




Fig. 4

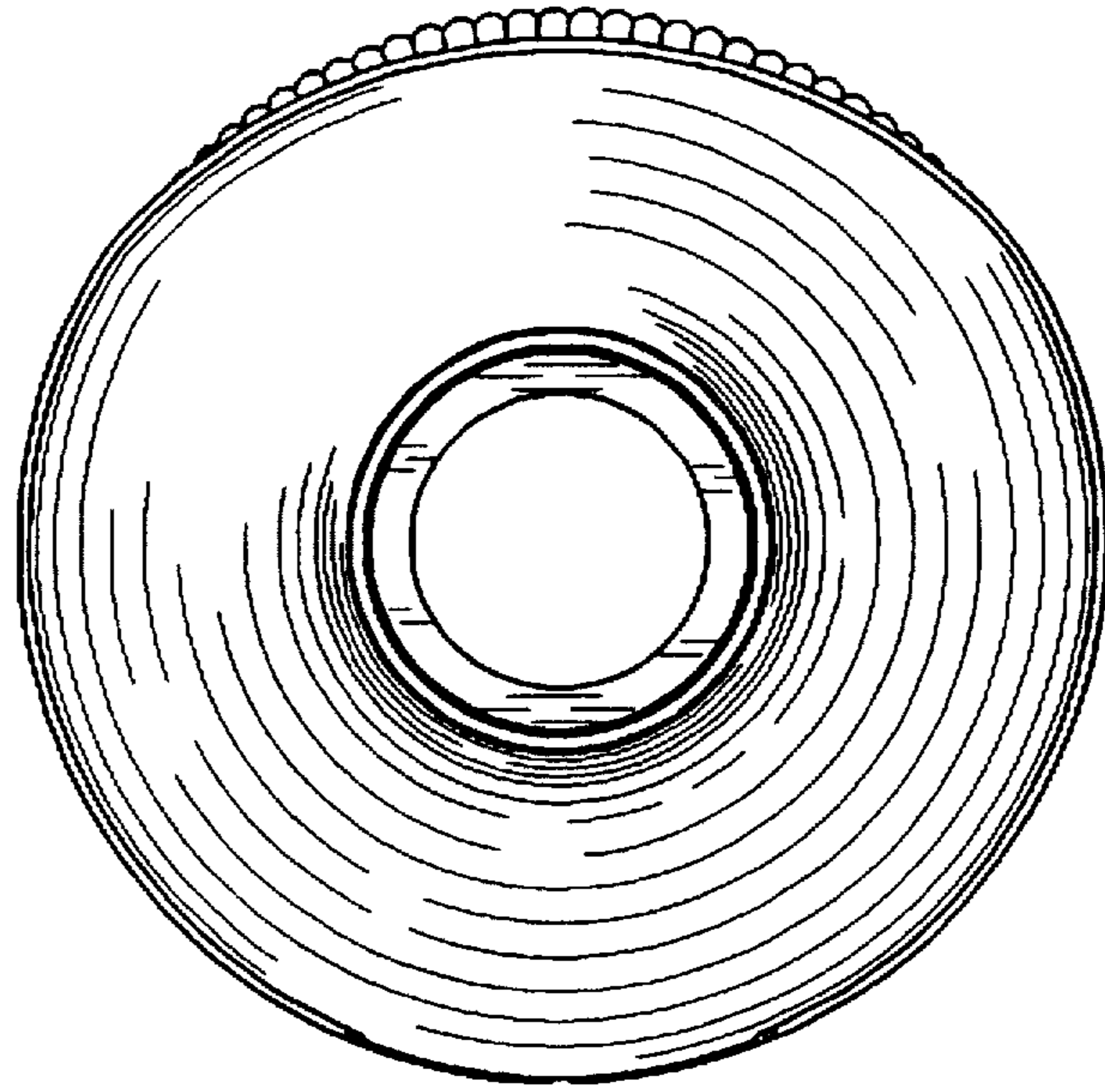


Fig. 5

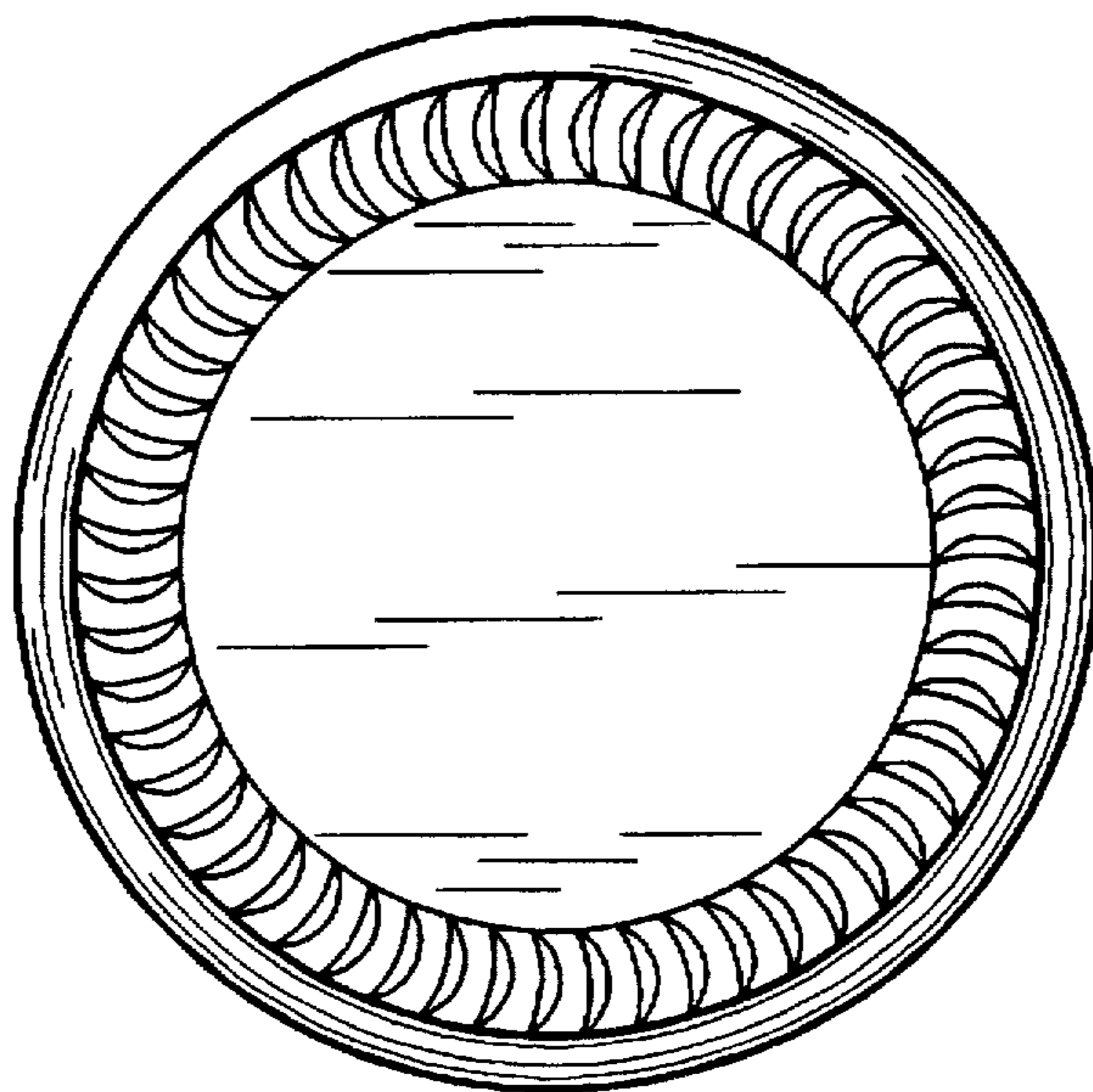


Fig. 6

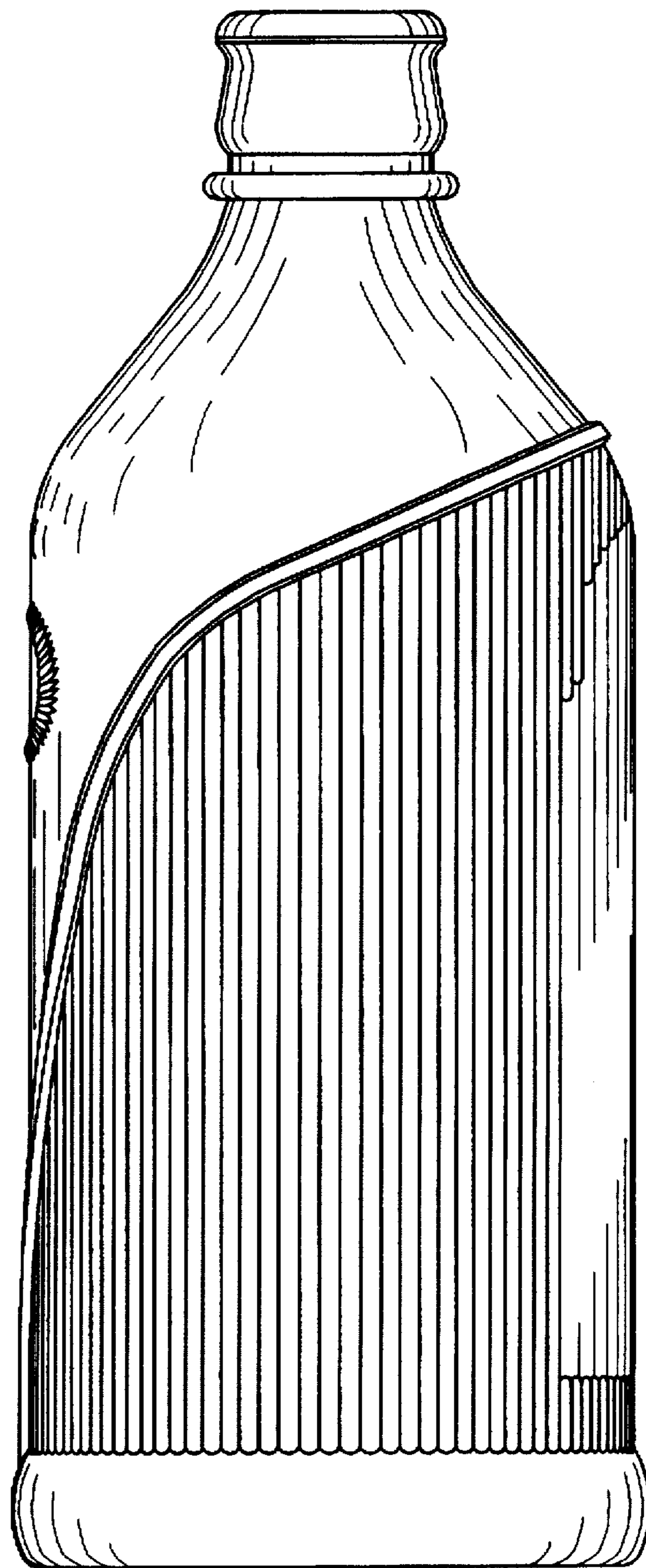


Fig. 7

