



US00D395217S

United States Patent [19]
Start

[11] **Patent Number: Des. 395,217**

[45] **Date of Patent: **Jun. 16, 1998**

[54] **PAIR OF HANDLES FOR PLIERS**

[75] **Inventor: Alexander James Start, Otley, United Kingdom**

[73] **Assignee: James Neill Holdings Limited, Sheffield, England**

[**] **Term: 14 Years**

[21] **Appl. No.: 52,256**

[22] **Filed: Mar. 26, 1996**

[30] **Foreign Application Priority Data**

Sep. 27, 1995 [GB] United Kingdom 2050727

[51] **LOC (6) Cl. 08-05**

[52] **U.S. Cl. D8/52; D8/107**

[58] **Field of Search D8/51, 52, 107, D8/303; 81/424, 424.5, 426, 427, 427.5, 489**

[56] **References Cited**

U.S. PATENT DOCUMENTS

D. 252,611 8/1979 Breger D8/107

D. 284,063 6/1986 Linden D8/52
D. 299,108 12/1988 Brdnik D8/107
D. 358,313 5/1995 Czarniecki et al. D8/52
1,503,536 8/1924 Klauke 81/427.5
4,304,158 12/1981 Brunossom et al. 81/427.5
4,829,858 5/1989 Kern et al. 81/415

OTHER PUBLICATIONS

Contact East Catalog, 1985, p. 33. Insulated pliers.

Primary Examiner—Philip S. Hyder

Attorney, Agent, or Firm—Trexler, Bushnell, Giangiorgi & Blackstone, Ltd.

[57] **CLAIM**

The ornamental design for a pair of handles for pliers, as shown and described.

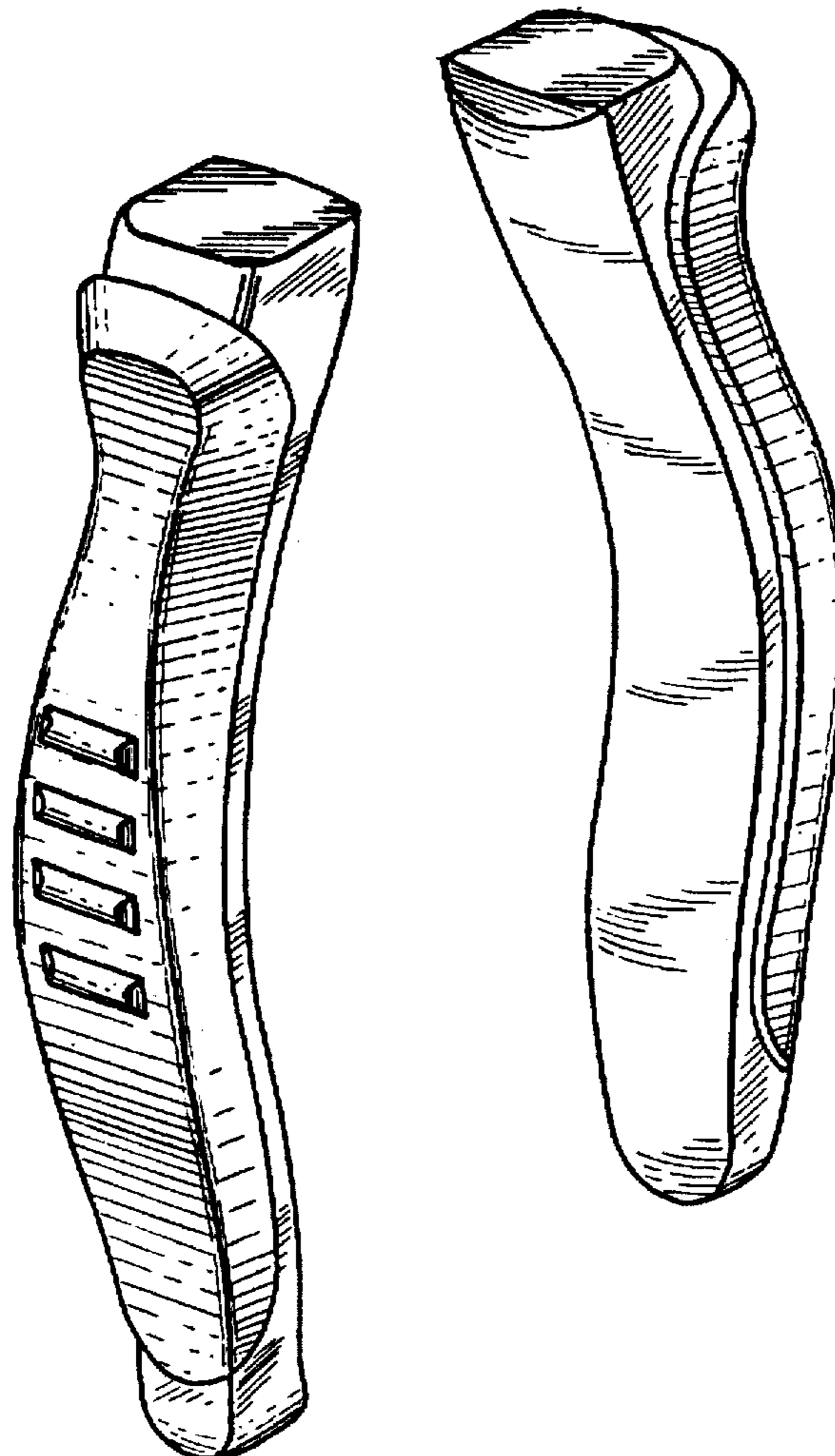
DESCRIPTION

FIG. 1 is a perspective view of a pair of handles for pliers showing my new design;

FIG. 2 is a front, elevational view thereof, the rear elevational view being a mirror image; and,

FIG. 3 is a side elevational view thereof.

1 Claim, 2 Drawing Sheets



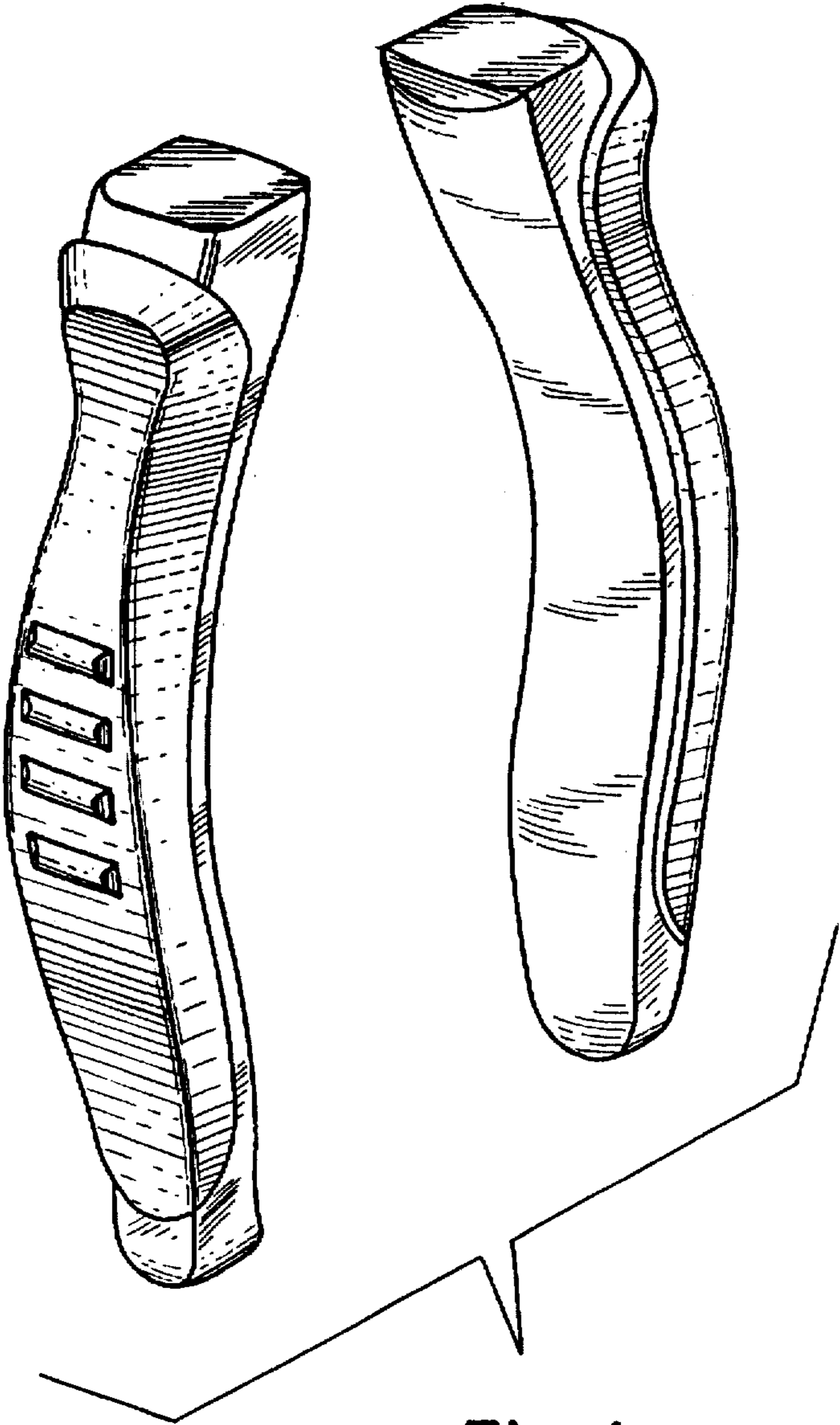


Fig. 1

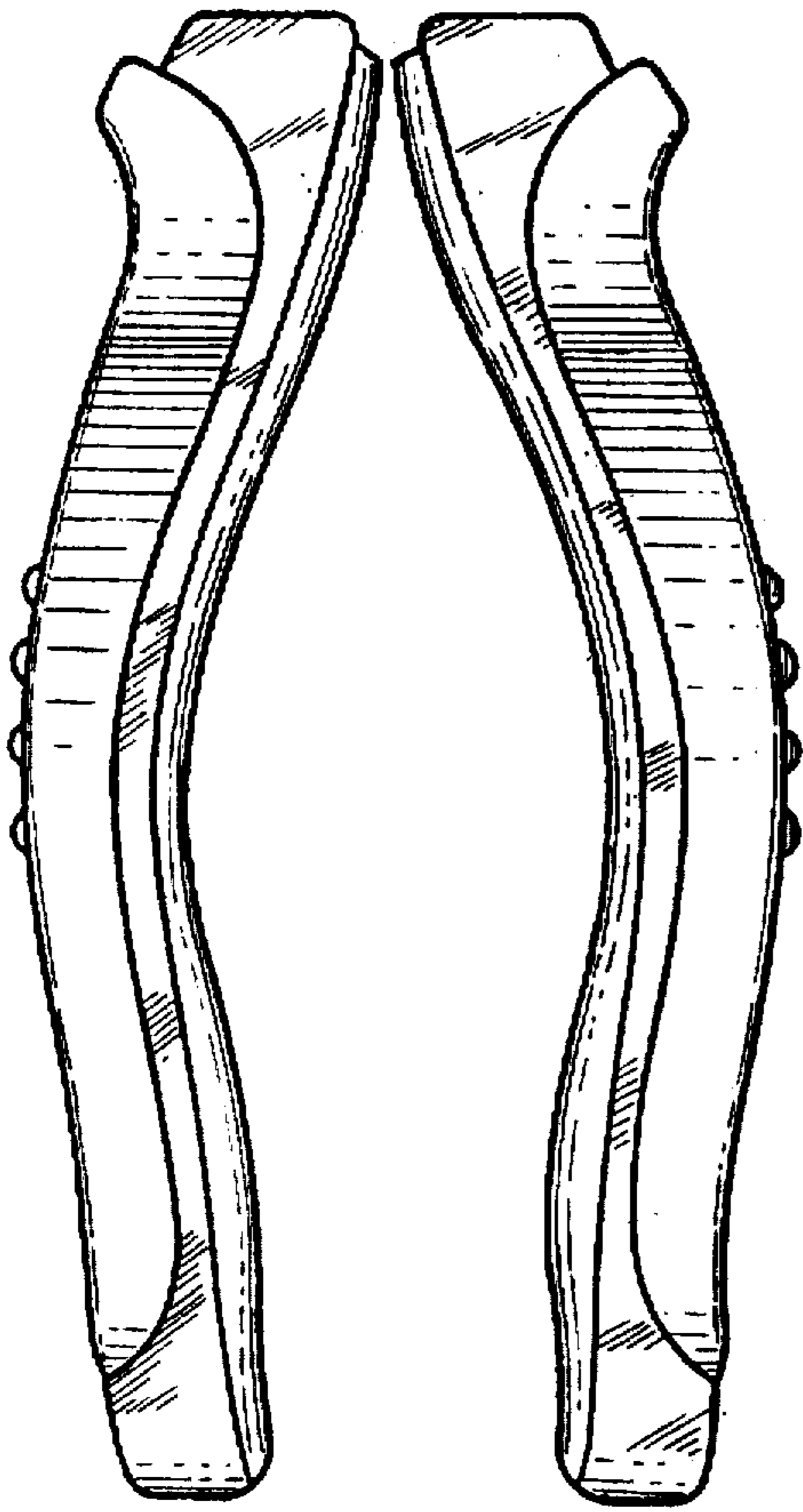


Fig. 2




Fig. 3