



US00D395211S

United States Patent [19]

[11] **Patent Number: Des. 395,211**

Linden et al.

[45] **Date of Patent: **Jun. 16, 1998**

[54] **COLLAPSIBLE SPADE**

3,401,971 9/1968 Cronquist .
3,993,340 11/1976 Rusing et al. .
5,507,051 4/1996 Mazon .

[75] **Inventors: Olavi Linden, Billnäs; Svante Rönholm, Karis; Veikko Mäkipelto, Billnäs, all of Finland**

OTHER PUBLICATIONS

[73] **Assignee: Fiskars Consumer OY AB, Fiskars, Finland**

Industrial Design Magazine, May 1960, p. 99. Shovel Located at bottom right corner of page.

[**] **Term: 14 Years**

Primary Examiner—Holly H. Baynham
Attorney, Agent, or Firm—Foley & Lardner

[21] **Appl. No.: 47,270**

[57] **CLAIM**

[22] **Filed: Nov. 30, 1995**

The ornamental design for a collapsible spade, as shown and described.

[30] **Foreign Application Priority Data**

DESCRIPTION

Jun. 13, 1995 [FI] Finland 408/95

[51] **LOC (6) Cl. 08-01**

[52] **U.S. Cl. D8/10**

[58] **Field of Search D8/10; 294/49, 294/54.5, 55**


FIG. 1 is a perspective front and side view of a collapsible spade showing my new design;
FIG. 2 is a perspective back and side view thereof;
FIG. 3 is a front and side perspective view thereof with the blade in a perpendicular position;
FIG. 4 is a perspective view thereof in a folded position;
FIG. 5 is a front view thereof; and,
FIG. 6 is a side view thereof.

[56] **References Cited**

U.S. PATENT DOCUMENTS

D. 298,205 10/1988 Pollak D8/10

1 Claim, 3 Drawing Sheets






FIG. 1

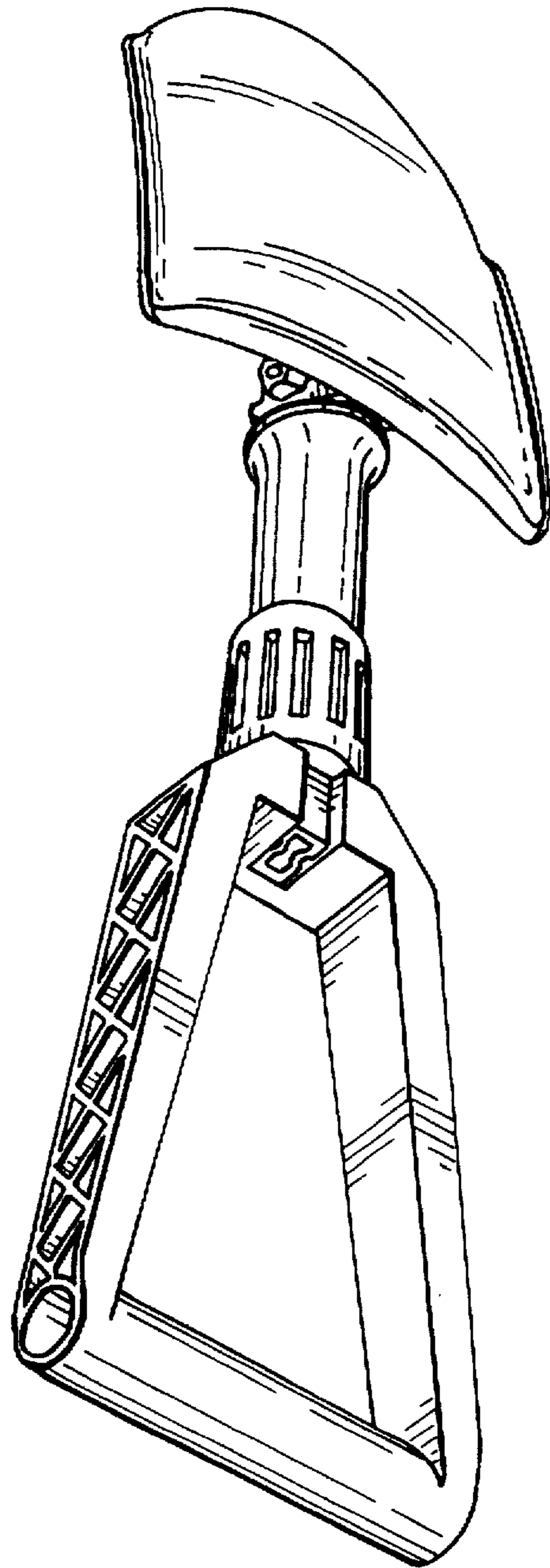


FIG. 2

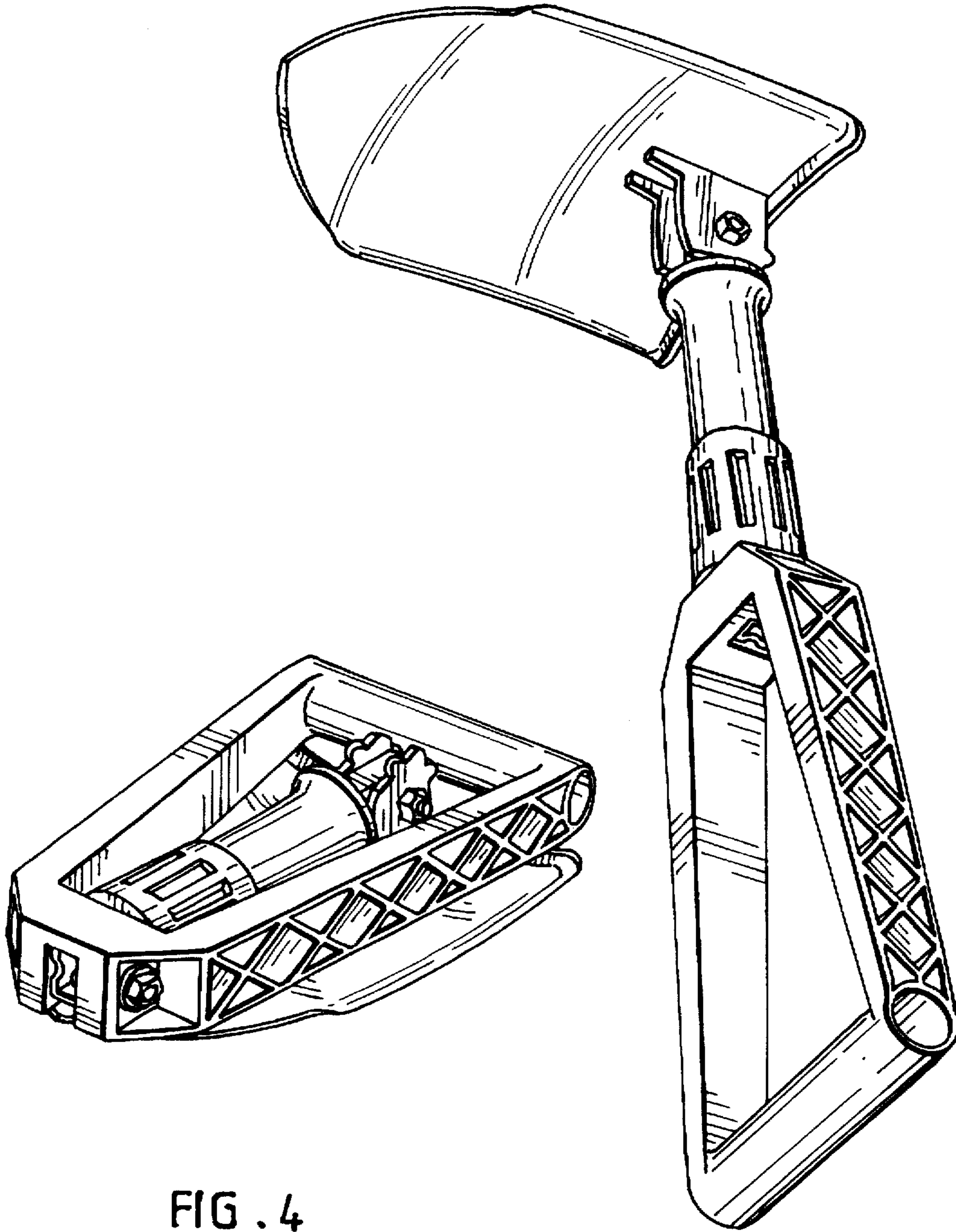


FIG . 4

FIG . 3




FIG. 5

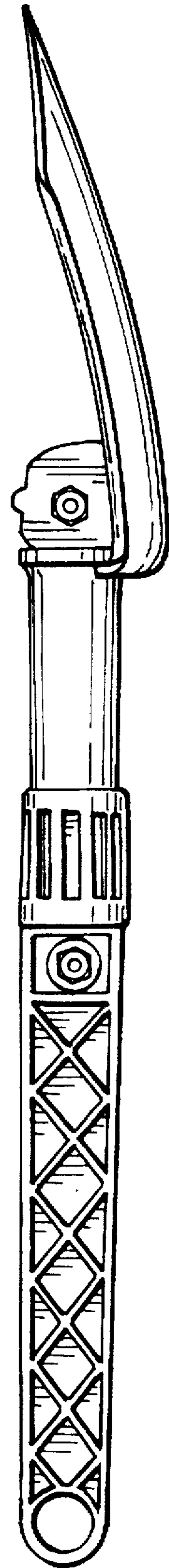


FIG. 6