



US00D395187S

United States Patent [19]
Mansfield

[11] **Patent Number: Des. 395,187**

[45] **Date of Patent: ***Jun. 16, 1998**

[54] **COMFORTER HAVING A STITCH PATTERN**

353162 8/1920 Germany 5/502
182371 7/1922 United Kingdom 5/502
447657 5/1936 United Kingdom 5/502

[75] **Inventor: Juliette M. Mansfield, Seattle, Wash.**

[73] **Assignee: Pacific Coast Feather Company, Seattle, Wash.**

Primary Examiner—Janice E. Seeger
Attorney, Agent, or Firm—Jensen & Puntigam, P.S.

[*] **Notice:** The portion of the term of this patent subsequent to Mar. 24, 2012, has been disclaimed.

[57] **CLAIM**

The ornamental design for a comforter having a stitch pattern, as shown and described.

[**] **Term: 14 Years**

DESCRIPTION

[21] **Appl. No.: 53,537**

FIG. 1 is an isometric view of a first embodiment of the comforter showing my new design;

[22] **Filed: Apr. 24, 1996**

FIG. 2 is a top plan view thereof, the bottom plan view being identical thereto;

[51] **LOC (6) Cl. 06-13**

FIG. 3 is a head end elevational view thereof;

[52] **U.S. Cl. D6/603**

FIG. 4 is a foot end elevational view thereof;

[58] **Field of Search D6/595, 596, 601-603; 5/417-420, 482, 495, 497, 502**

FIG. 5 is a side elevational view thereof, both side elevational views being identical;

[56] **References Cited**

FIG. 6 is an isometric view of a second embodiment of the comforter showing my new design;

U.S. PATENT DOCUMENTS

FIG. 7 is a top plan view thereof, the bottom plan view thereof being identical thereto;

D. 102,970	1/1937	Goodstein	D6/603
5,199,121	4/1993	Payne	5/502
5,414,881	5/1995	Terrazas	5/417
5,483,713	1/1996	Kikuchi et al.	5/502

FIG. 8 is an end elevational view thereof, both end elevational views being identical; and,

FOREIGN PATENT DOCUMENTS

565034	3/1958	Belgium	5/502
--------	--------	---------	-------	-------

FIG. 9 is a side elevational view thereof, both side elevational views being identical.

1 Claim, 4 Drawing Sheets

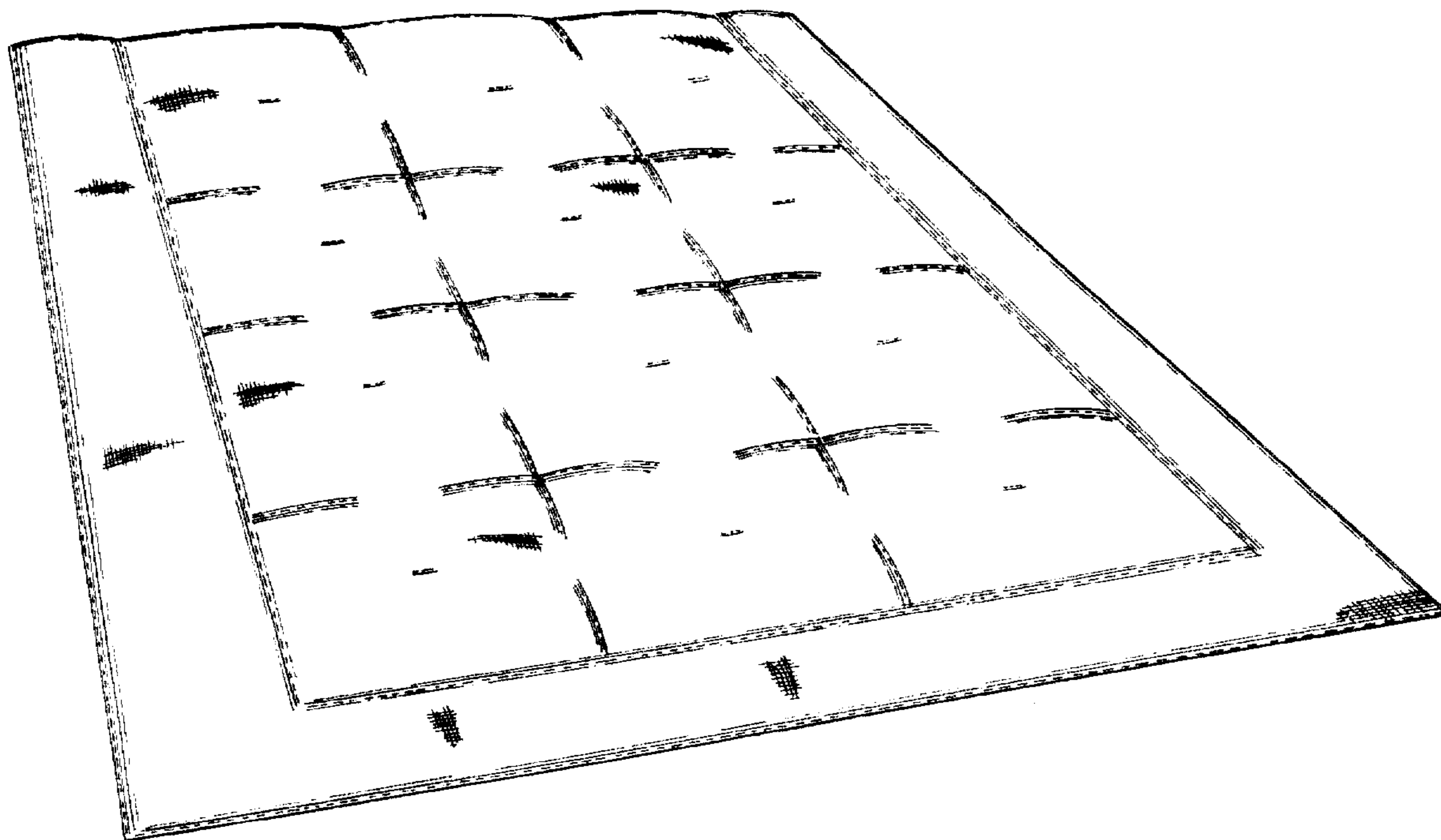


FIG. 1

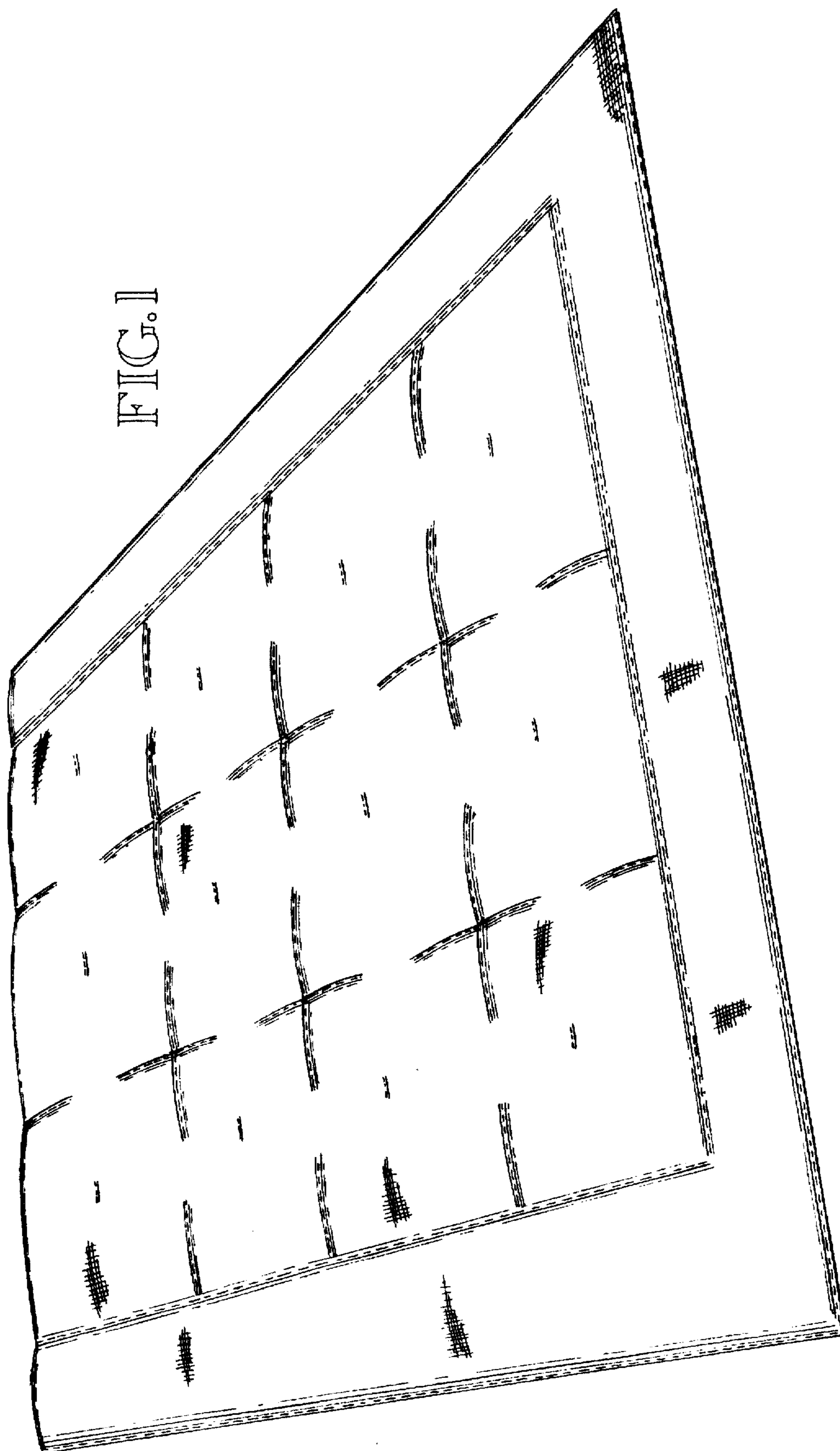


FIG. 2




FIG. 3




FIG. 4




FIG. 5




FIG. 6

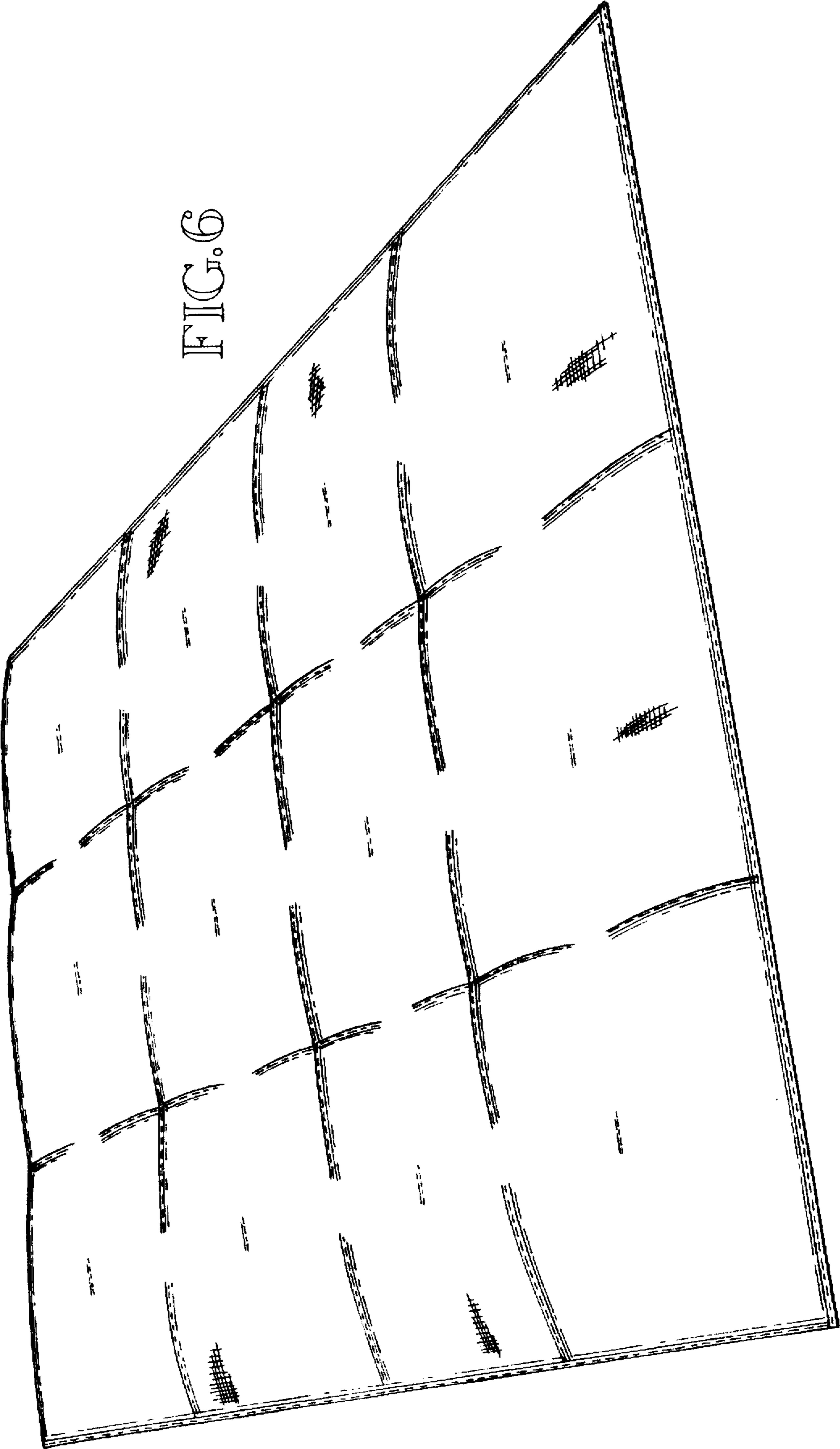


FIG. 7




FIG. 8




FIG. 9