



US00D395186S

United States Patent [19]
Pollack

[11] **Patent Number: Des. 395,186**

[45] **Date of Patent: **Jun. 16, 1998**

[54] **SLIDE-MOUNT SHELF**

4,886,236 12/1989 Randall 211/90.1 X
5,588,370 12/1996 Longley 211/90.1 X

[76] **Inventor: Cris Gordon Pollack, 110 Vista La.,
Louisville, Colo. 80027**

*Primary Examiner—Pamela J. Burgess
Attorney, Agent, or Firm—Mark J. Egyed*

[**] **Term: 14 Years**

[57] **CLAIM**

[21] **Appl. No.: 72,285**

The ornamental design for a slide-mount shelf, as shown and described.

[22] **Filed: Jun. 13, 1997**

DESCRIPTION

[51] **LOC (6) Cl. 06-04**

[52] **U.S. Cl. D6/562**

[58] **Field of Search** D6/562, 553, 574,
D6/525, 536, 540; 211/86-90, 106, 126,
134; 248/250, 220.1, 71


FIG. 1 is a top left perspective view of a slide-mount shelf showing my new design;
FIG. 2 is a top rear perspective view thereof;
FIG. 3 is a top plan view thereof;
FIG. 4 is a front perspective view thereof, as seen from the top left;
FIG. 5 is a rear perspective view thereof, as seen from the top right rear; and,
FIG. 6 is a front perspective view thereof, as seen from the top, the undisclosed opposite bottom perspective view being a mirror image.

[56] **References Cited**

U.S. PATENT DOCUMENTS

- D. 97,830 12/1935 Armstrong D6/562
- D. 319,941 9/1991 Enthoven D6/562 X
- D. 367,576 3/1996 Hickey-Niezgoda D6/536
- D. 382,751 8/1997 Andrus D6/562 X
- 1,455,569 5/1923 Caminoni, Jr. 211/90.1 X
- 2,219,975 10/1940 Bentz 211/90.1 X

1 Claim, 3 Drawing Sheets






Fig. 1

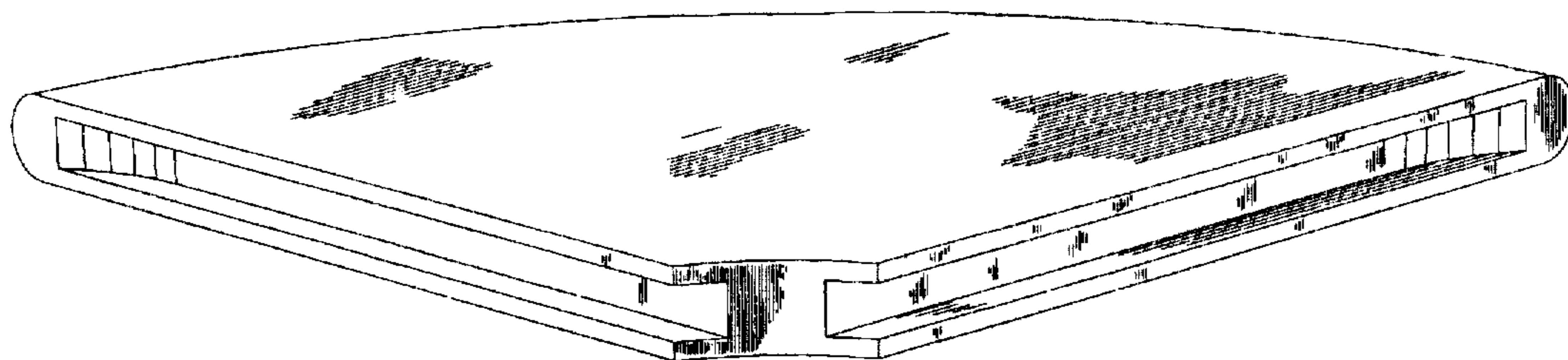


Fig. 2

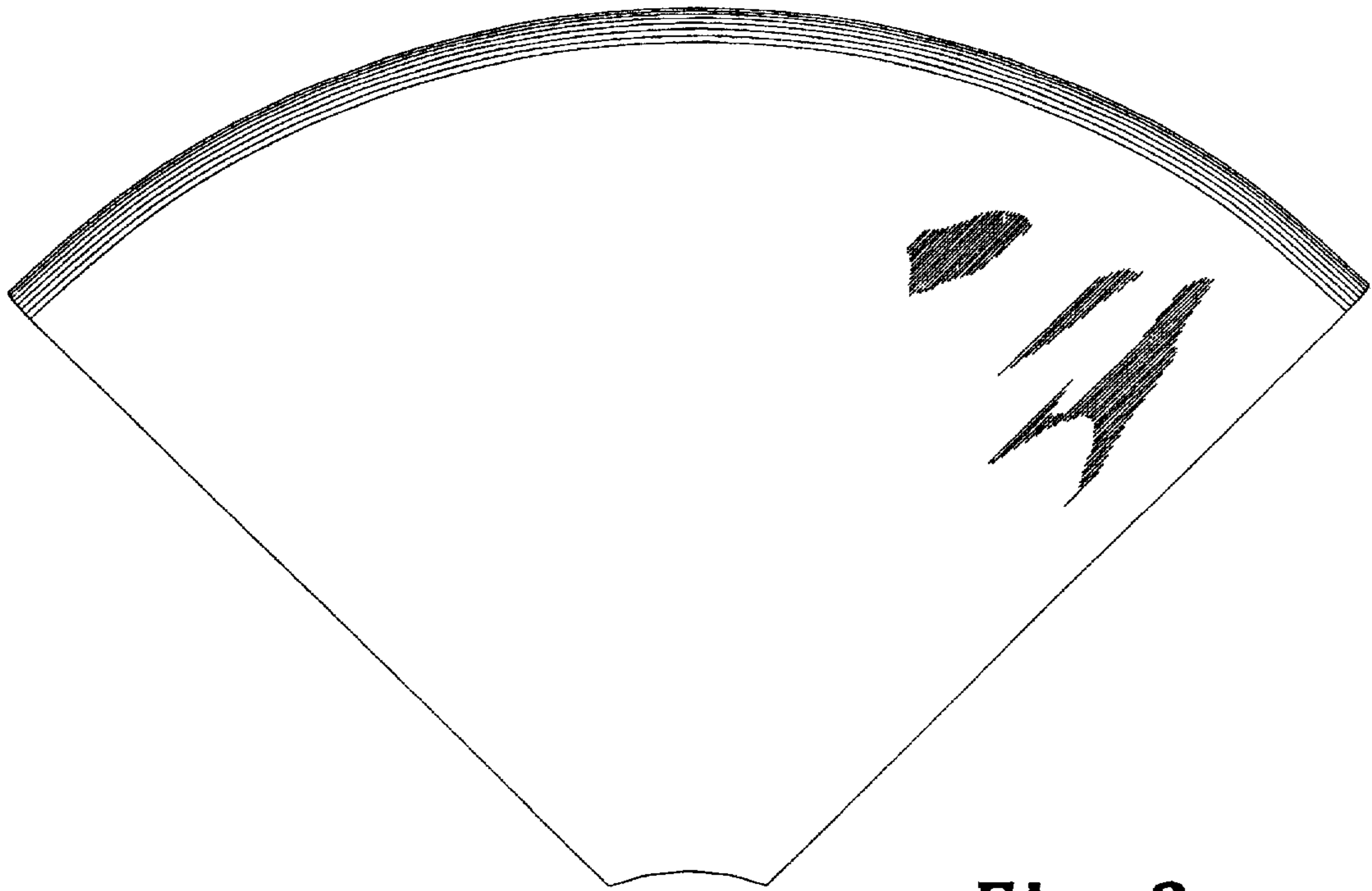


Fig. 3

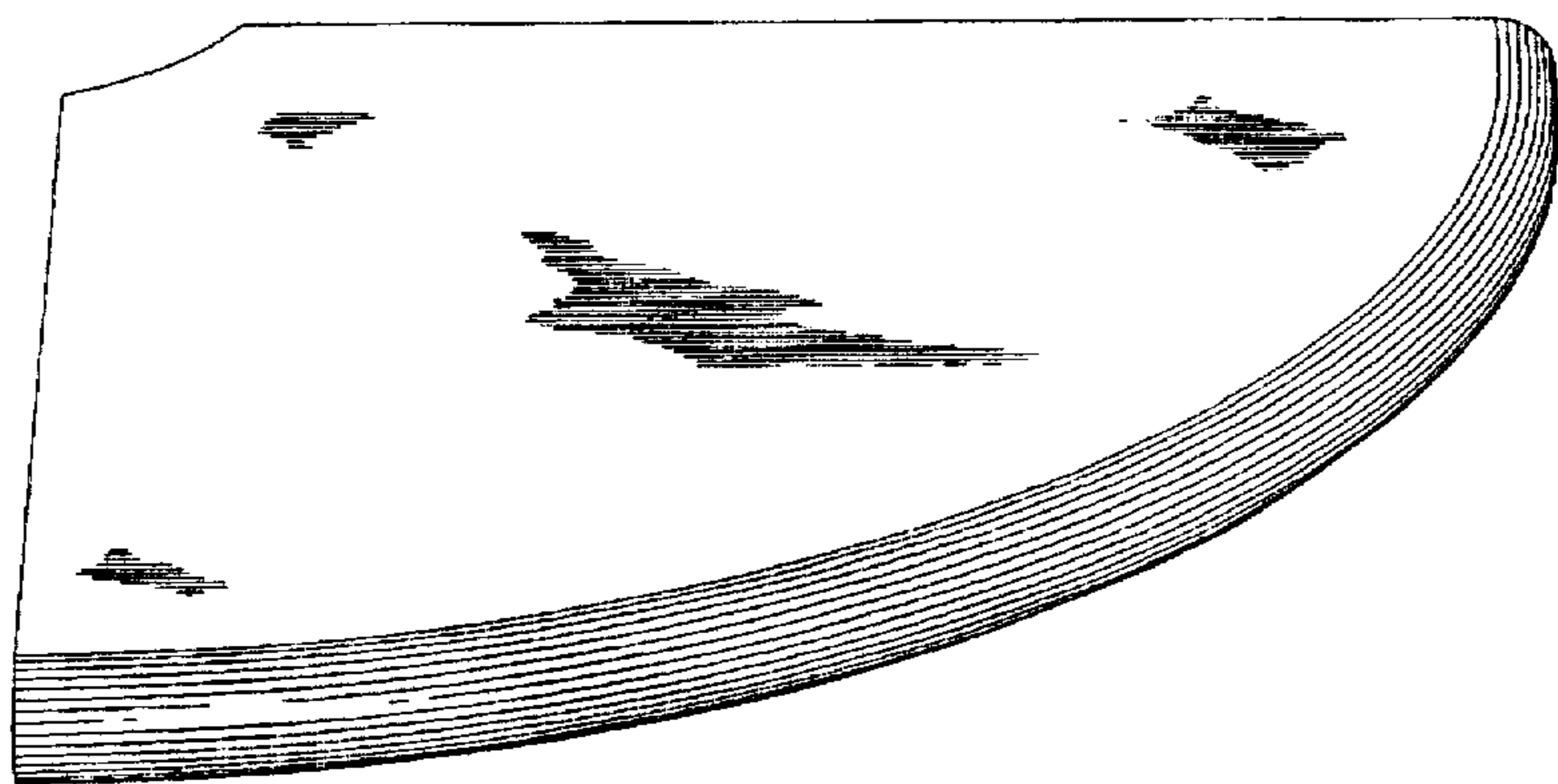


Fig. 4




Fig. 5

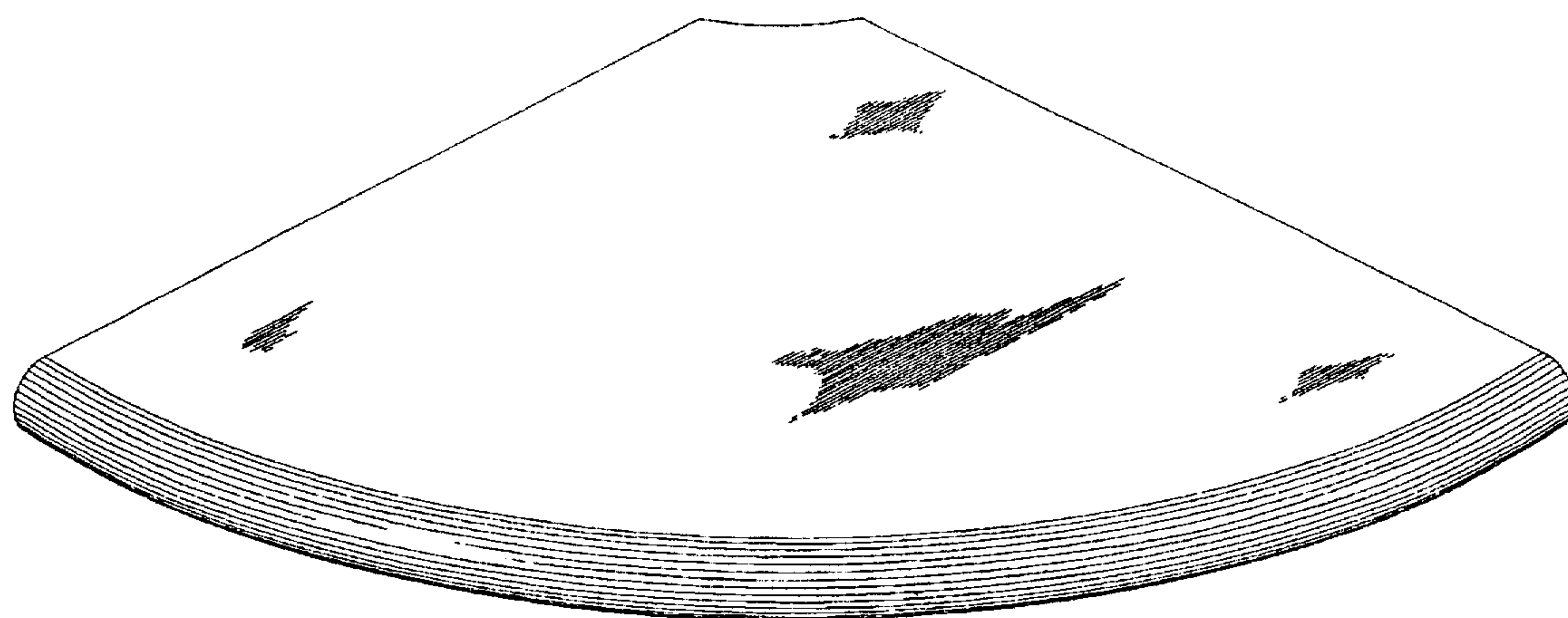


Fig. 6