



US00D395184S

United States Patent [19]

St-Pierre et al.

[11] Patent Number: **Des. 395,184**

[45] Date of Patent: ****Jun. 16, 1998**

[54] **DISPENSER UNIT**

[75] Inventors: **Yvon St-Pierre; André Dubeau; Roch Cyr**, all of Montreal, Canada

[73] Assignee: **Imperial Tobacco Limited**, Montreal, Canada

[**] Term: **14 Years**

[21] Appl. No.: **53,359**

[22] Filed: **Apr. 19, 1996**

[51] LOC (6) Cl. **06-06**

[52] U.S. Cl. **D6/517; D6/566**

[58] Field of Search D6/462-465, 475, D6/476, 566, 567, 569, 574; D8/72, 73, 620, 621; 211/13, 60.1, 70.1, 71, 175, 181

[56] **References Cited**

U.S. PATENT DOCUMENTS

- D. 169,905 6/1953 Laughlin D6/517
- D. 175,057 6/1955 Winzen .
- D. 242,682 12/1976 Cain et al. .
- D. 290,563 6/1987 Moore, Jr. et al. .
- D. 332,191 1/1993 Axhamre .

- D. 342,844 1/1994 Rittenberg .
- D. 361,449 8/1995 Rittenberg .

FOREIGN PATENT DOCUMENTS

- 24230 8/1961 Canada .
- 055881 2/1986 Canada .

Primary Examiner—Marcus A. Jackson
Attorney, Agent, or Firm—Beveridge, DeGrandi, Weilacher & Young LLP


[57] **CLAIM**

The ornamental design for a dispenser unit, as shown and described.

DESCRIPTION

FIG. 1 is a front elevational view of the dispenser unit; FIG. 2 is a rear elevational view thereof; FIG. 3 is a left side elevational view thereof; FIG. 4 is a plan view thereof; FIG. 5 is an underneath plan view thereof; FIG. 6 is a right side elevational view thereof; and, FIG. 7 is a front perspective view from the left side and above.

1 Claim, 2 Drawing Sheets



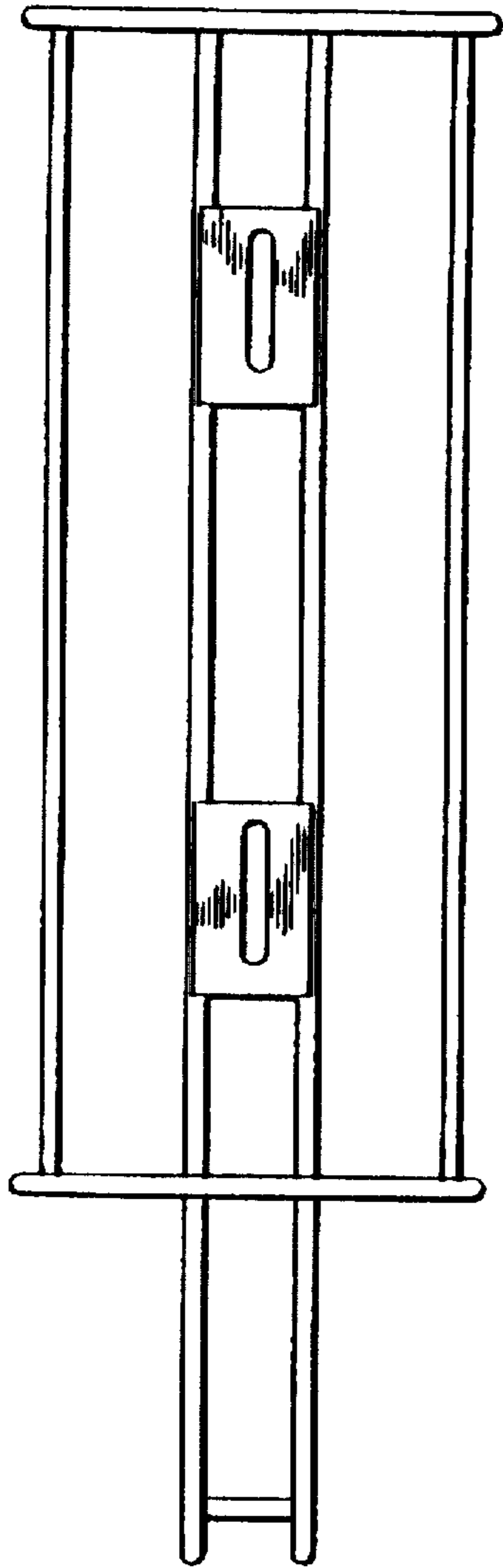


FIG. 2

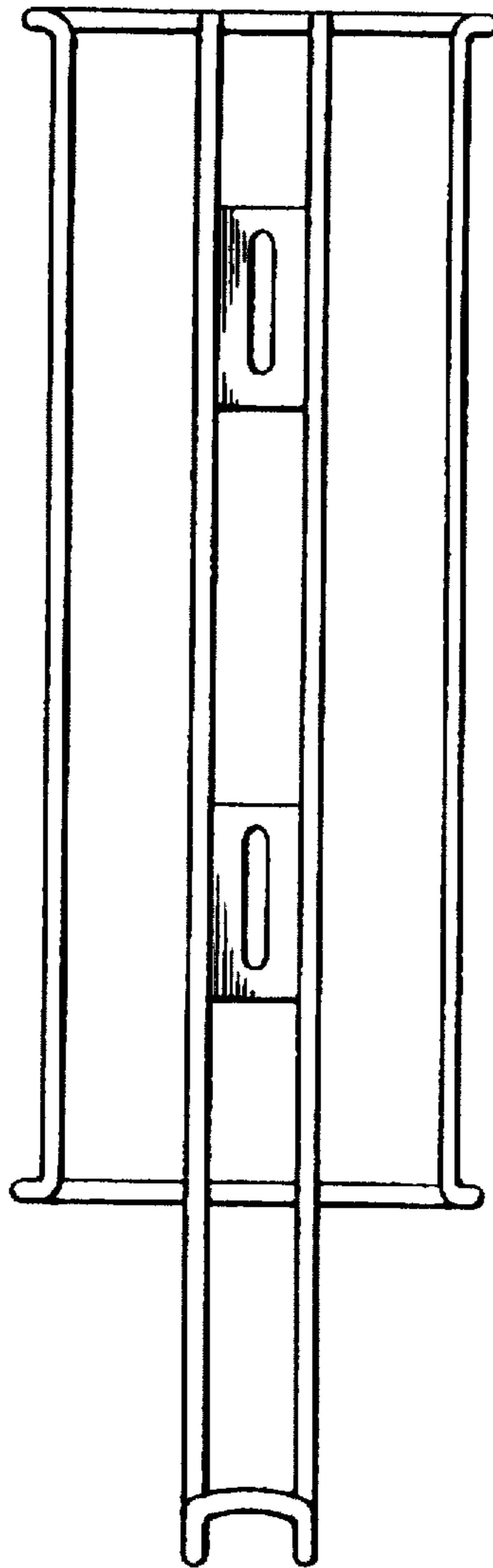


FIG. 1

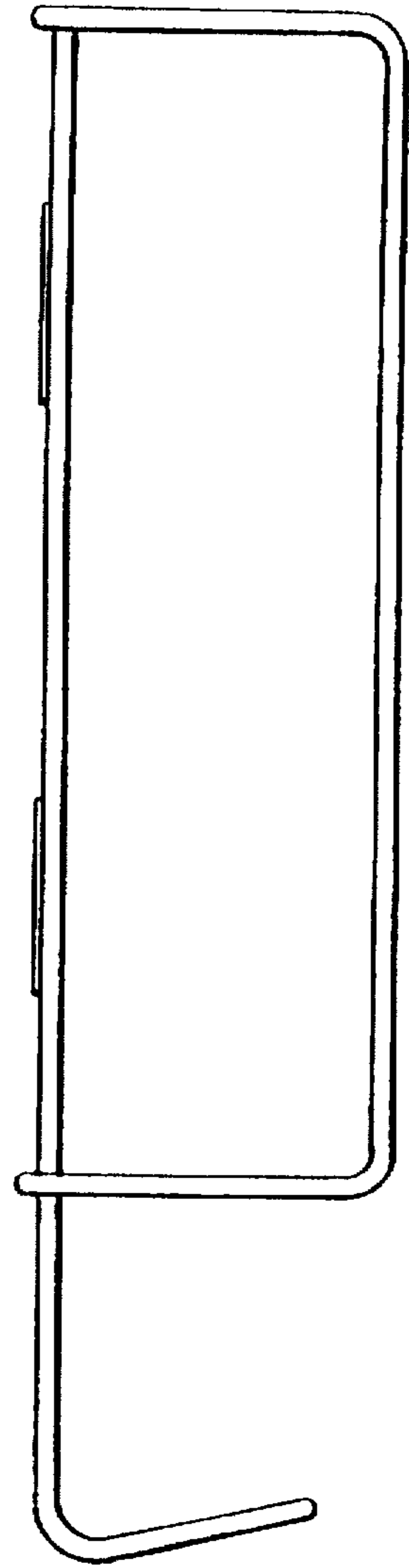


FIG. 3

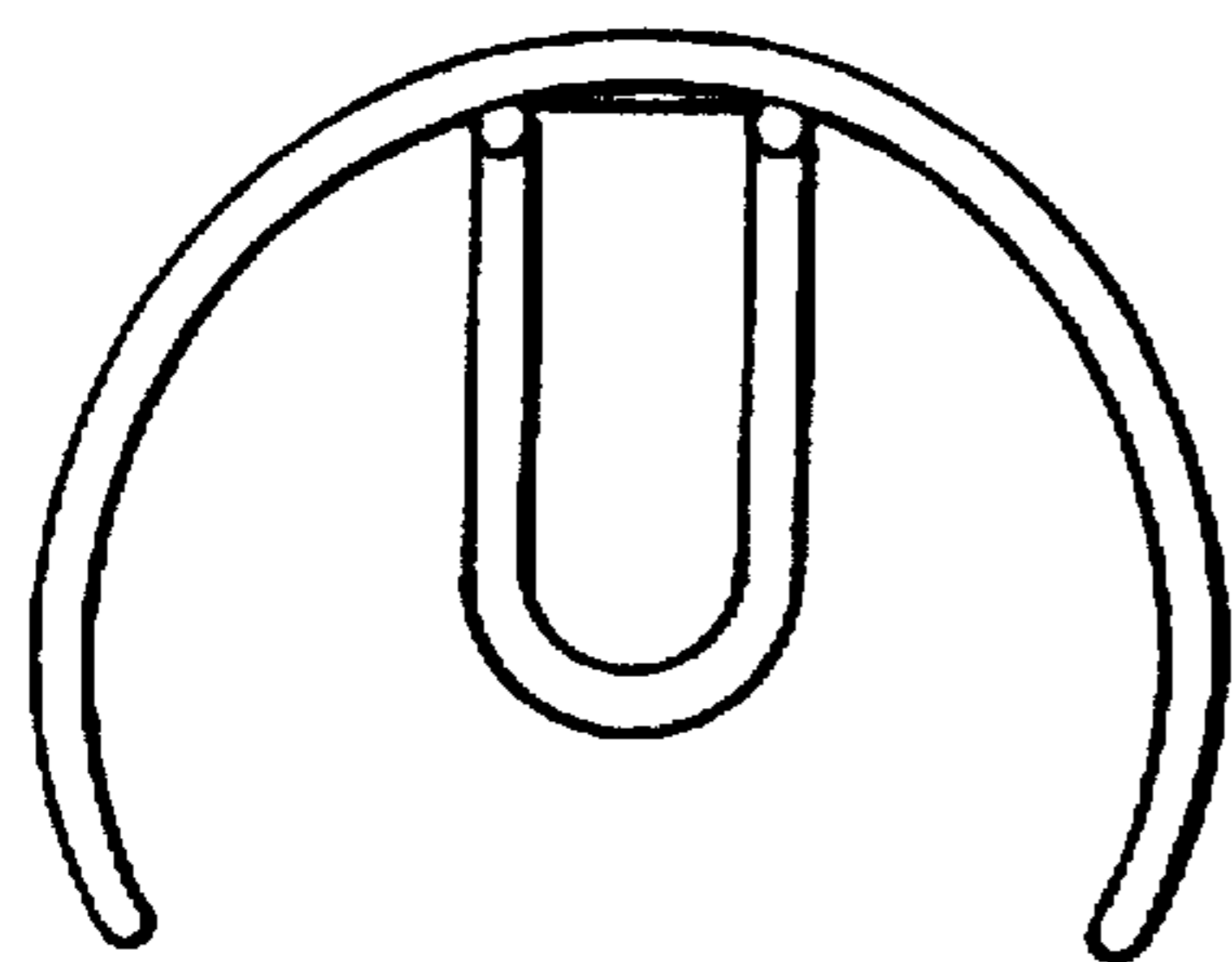


FIG. 4

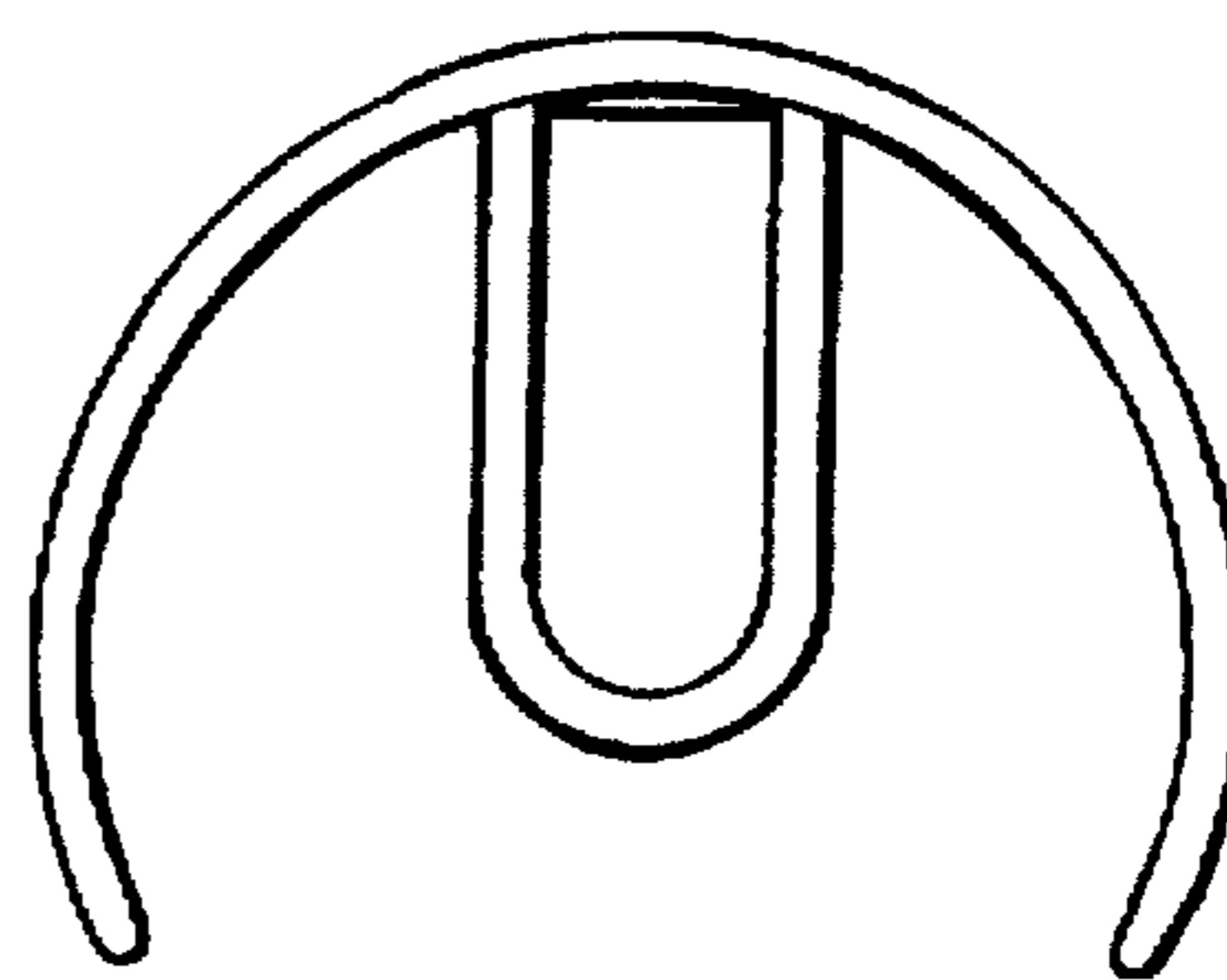


FIG. 5




FIG. 6




FIG. 7