



US00D395164S

United States Patent [19]
Langmuir et al.

[11] **Patent Number: Des. 395,164**
[45] **Date of Patent: **Jun. 16, 1998**

[54] **WHEELED LUGGAGE CASE**
[75] **Inventors: Karl D. Langmuir; Amy E. Wolf; Coryndon M. Luxmoore, all of Providence, R.I.**
[73] **Assignee: Samsonite Corporation, Denver, Colo.**
[**] **Term: 14 Years**
[21] **Appl. No.: 64,169**
[22] **Filed: Dec. 23, 1996**

D. 362,548	9/1995	King et al.	D3/279
D. 364,504	11/1995	Bieber et al. .	
D. 374,773	10/1996	Domotor	D3/279
D. 374,987	10/1996	Hughes	D3/279
2,002,836	5/1935	Rossi	190/18 A
2,786,692	3/1957	Timpson .	
3,861,703	1/1975	Gould	190/18 A
4,679,670	7/1987	Wickman	190/18 A
4,915,402	4/1990	Brinker	190/18 A
5,044,476	9/1991	Seynhaeve	190/18 A
5,464,080	11/1995	Liang	190/115

Primary Examiner—Philip S. Hyder
Attorney, Agent, or Firm—Rod D. Baker; Gregory W. O'Connor

Related U.S. Application Data

[63] Continuation-in-part of Ser. No. 51,274, Mar. 8, 1996.
[51] **LOC (6) Cl. 03-01**
[52] **U.S. Cl. D3/279**
[58] **Field of Search D3/273, 276, 279, D3/283, 284, 289; 190/18 A, 100, 109, 110, 113, 114, 115**

[57] **CLAIM**

The ornamental design for a wheeled luggage case, as shown and described.

DESCRIPTION

FIG. 1 is a perspective view taken from the front left side of a wheeled luggage case embodying our new design; FIG. 2 is a left side view thereof; FIG. 3 is a top view thereof; FIG. 4 is a front view thereof; FIG. 5 is a right side view thereof; FIG. 6 is a back view thereof; and, FIG. 7 is a bottom view thereof. The broken line showing of the handle element is for illustrative purposes only and forms no part of the claimed design.

[56] **References Cited**

U.S. PATENT DOCUMENTS

D. 280,783	10/1985	Bomes et al.	D3/279
D. 292,749	11/1987	Allen	D3/279
D. 327,575	7/1992	Nordstrom	D3/279
D. 352,170	11/1994	Bialo	D3/279
D. 352,395	11/1994	King	D3/279
D. 354,166	1/1995	Lin	D3/279
D. 354,397	1/1995	Berman	D3/279
D. 361,205	8/1995	Hughes	D3/279

1 Claim, 3 Drawing Sheets

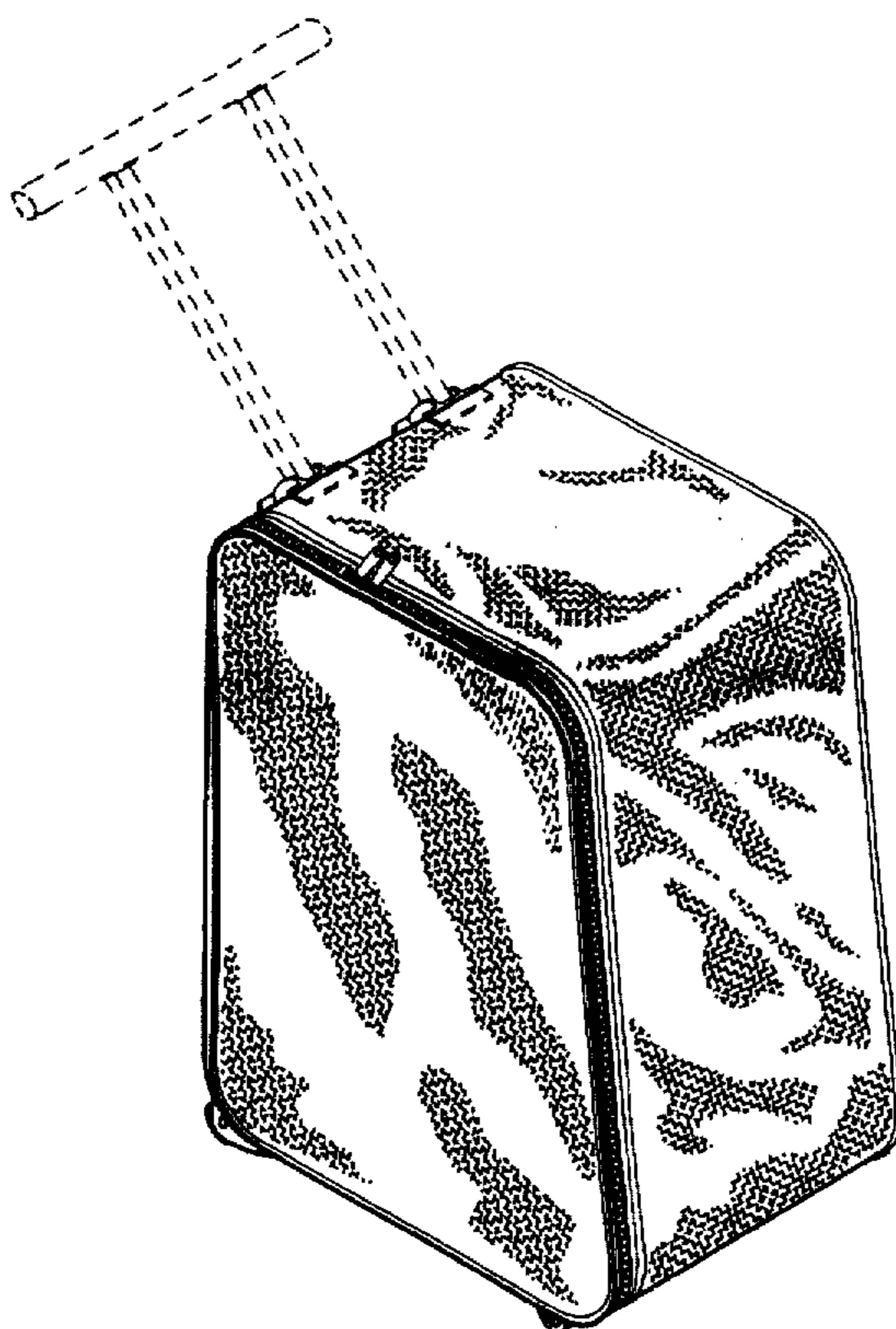




Fig.1

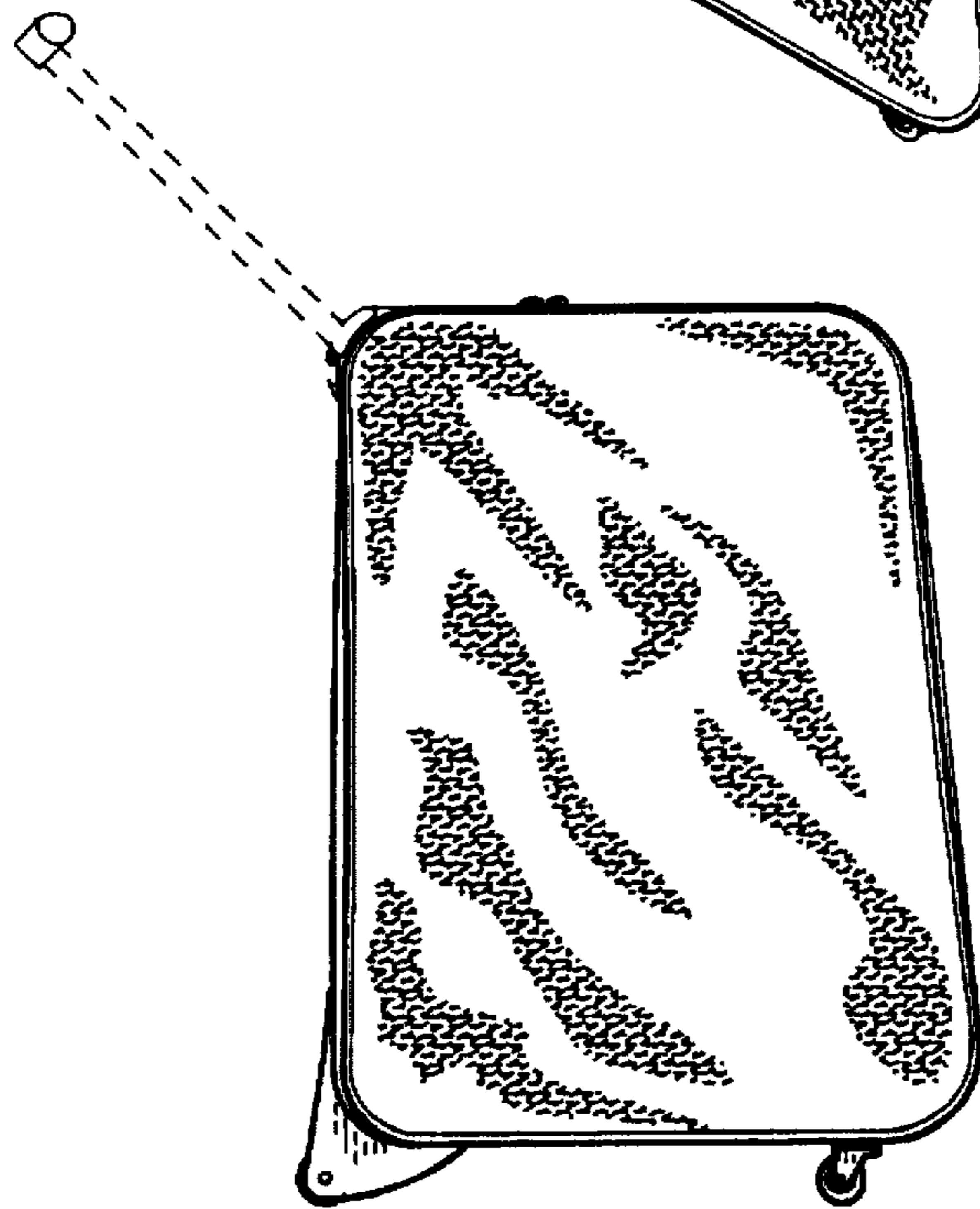


Fig.2

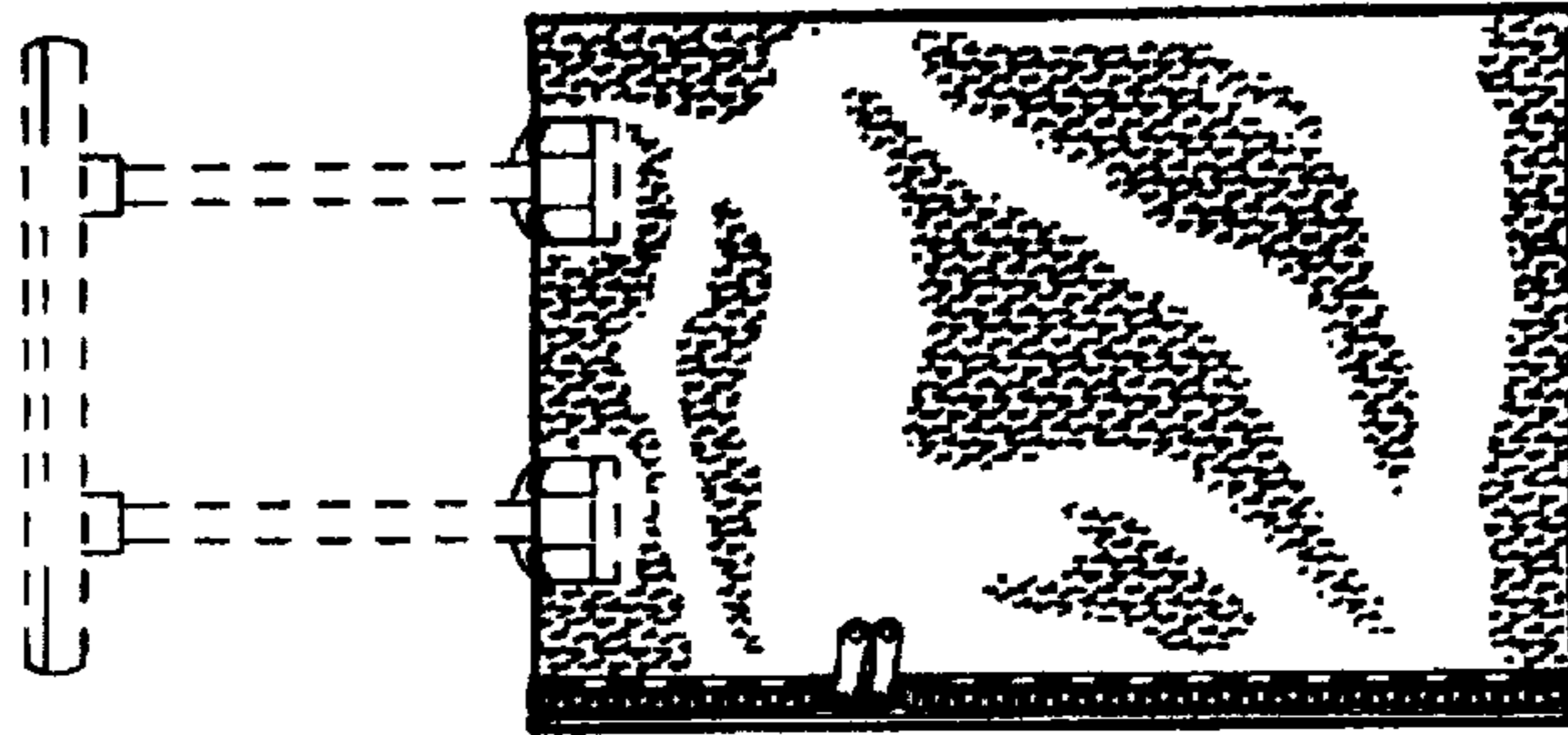


Fig.3




Fig.4

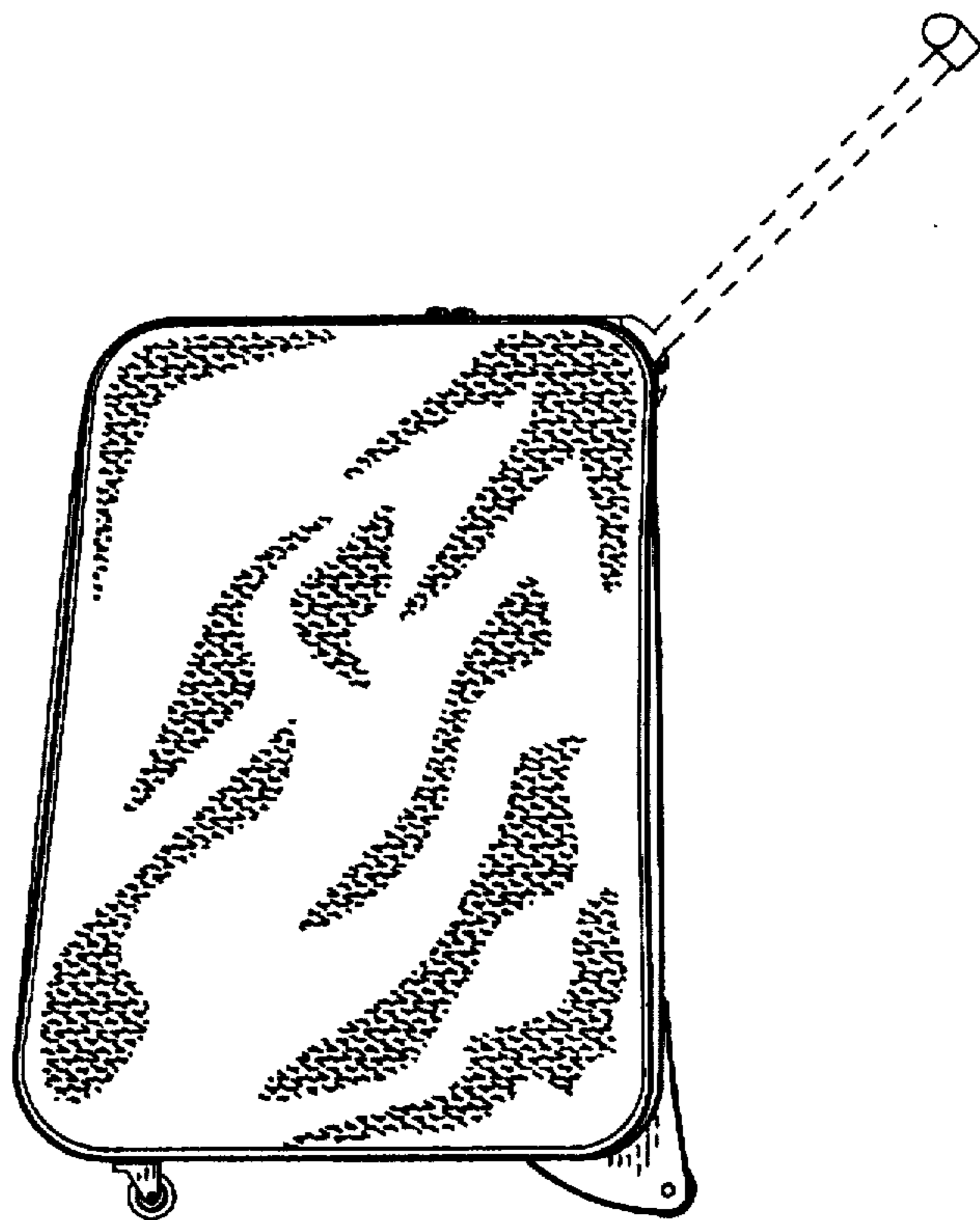


Fig.5




Fig. 6

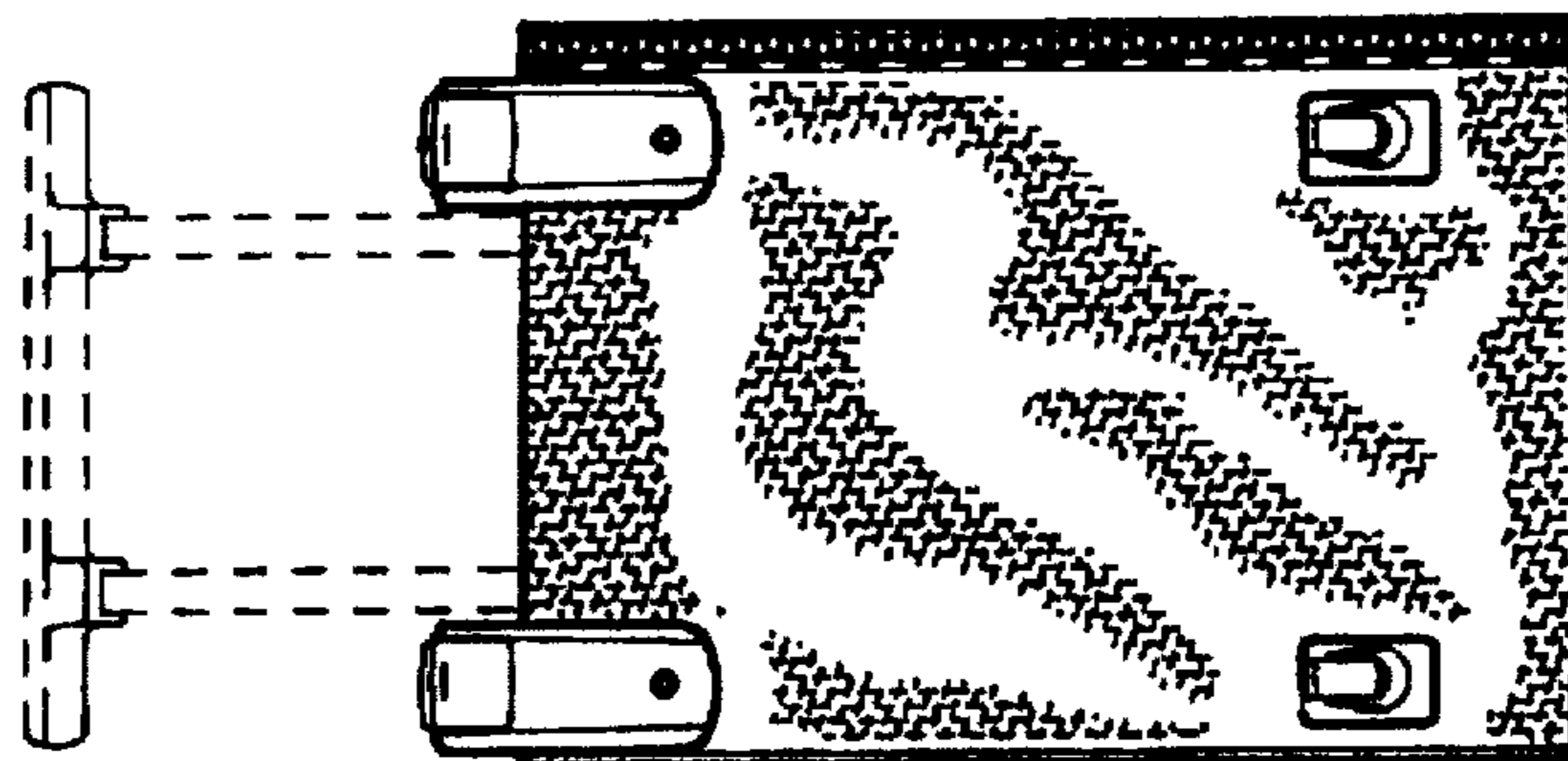


Fig. 7