



US00D395144S

United States Patent [19] McMahon

[11] Patent Number: **Des. 395,144**
[45] Date of Patent: ****Jun. 16, 1998**

[54] CUSHION FOR PETS
[75] Inventor: **Franklin D. McMahon**, New York, N.Y.
[73] Assignee: **Univier Corp.**, New York, N.Y.
[**] Term: **14 Years**
[21] Appl. No.: **64,223**
[22] Filed: **Dec. 24, 1996**
[51] LOC (6) Cl. **30-06**
[52] U.S. Cl. **D30/118; D28/8.1**
[58] Field of Search D30/118, 161; 119/165, 169, 28.5, 482, 526; D6/331, 382, 596, 601; D28/8, 8.1, 8.2; D24/101-102; D1/101, 107, 125-130

2,841,811 7/1958 Carroll D28/8.1
3,902,456 9/1975 David 119/28.5
4,829,613 5/1989 Yon D6/601
5,391,378 2/1995 Sanderson D24/101

OTHER PUBLICATIONS

Lillian Vernon Catalog; p. 71; Pet bed, Sep. 1990.
Flotation Sleep Magazine; p. 53; All Size & Shapes—Special Water Mattresses, #d; Jul. 1986.
Modern Cake Decorating Magazine; p. 145; Decorated Sandwiches; forth row, middle of page, 1969.
Home Furnishings—Terence Conran Catalog; p. 141; Rock-shaped Ottoman; 1986.

Primary Examiner—Cathy Anne MacCormac
Attorney, Agent, or Firm—Fitzpatrick, Cella, Harper & Scinto

CLAIM

[57] The ornamental design for cushion for pets, as shown and described.

References Cited

U.S. PATENT DOCUMENTS

D. 9,717 1/1877 Worsley D28/8.1
D. 95,801 6/1935 Burkhart D28/8
D. 107,929 1/1938 Green D6/596
D. 136,130 8/1943 Irwin D24/43
D. 174,778 5/1955 Smith D6/601
268,321 11/1882 Van Haagen D28/8.1
D. 291,881 9/1987 Koushiefes D24/101
D. 292,356 10/1987 Veneman D6/596
D. 295,683 5/1988 Kirk D28/8.1
D. 298,198 10/1988 O'Sullivan D6/601
D. 302,337 7/1989 Bresloff et al. D24/101
D. 338,797 8/1993 Huls D6/601
D. 343,324 1/1994 Laker et al. D6/601
D. 369,443 4/1996 Givens D30/118
462,990 11/1891 Oppenheimer D28/8.1
1,569,710 1/1926 Burt D30/118

DESCRIPTION

FIG. 1 is a perspective view of a cushion for pets according to my design;
FIG. 2 is a front elevational view thereof;
FIG. 3 is a top plan view thereof;
FIG. 4 is a perspective view of a cushion for pets according to a second version of my design;
FIG. 5 is a front elevational view thereof;
FIG. 6 is a top plan view thereof;
FIG. 7 is a perspective view of a cushion according to a third version of my design;
FIG. 8 is a front elevational view thereof; and,
FIG. 9 is a top plan view thereof.

1 Claim, 3 Drawing Sheets

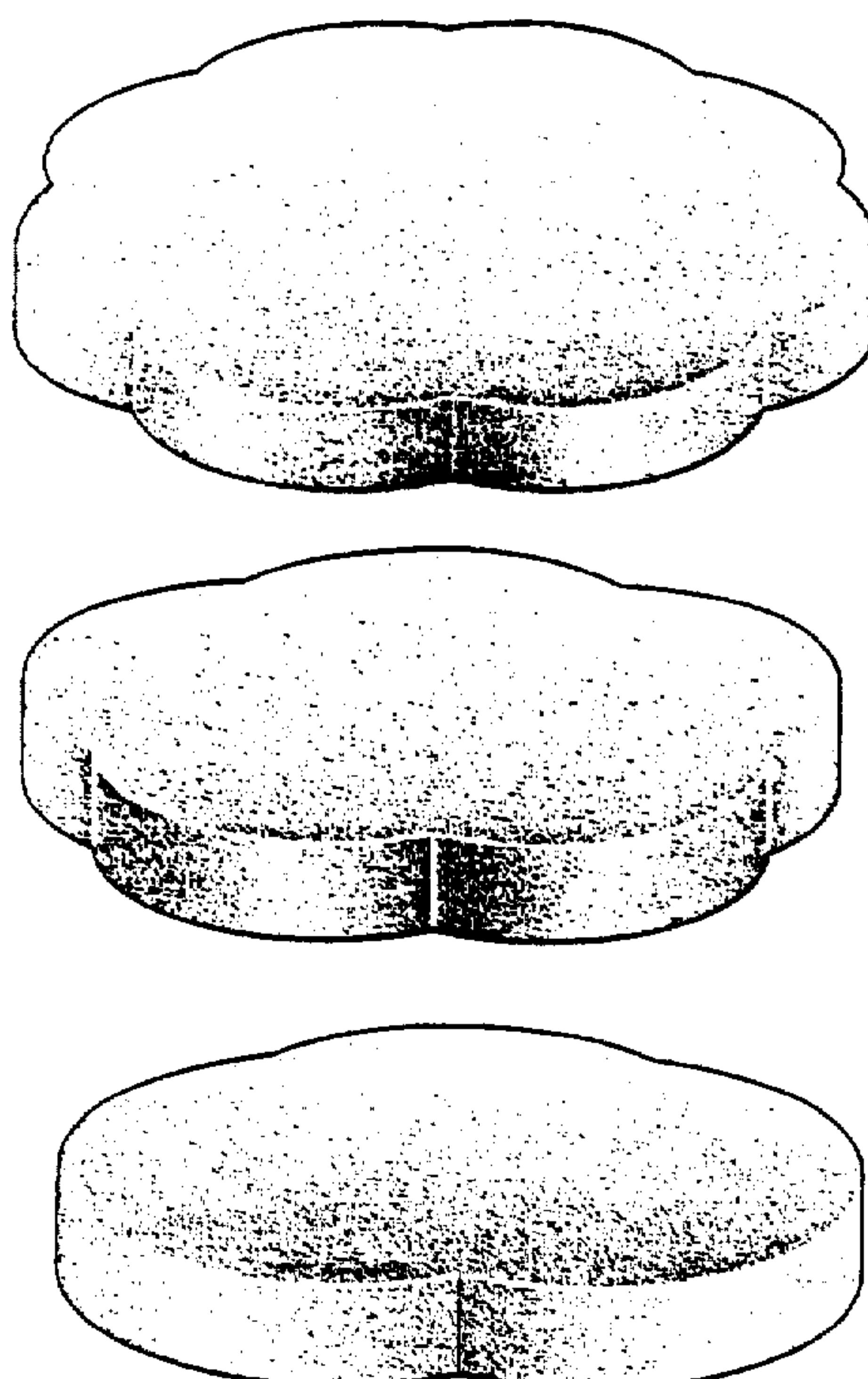


FIG. 1

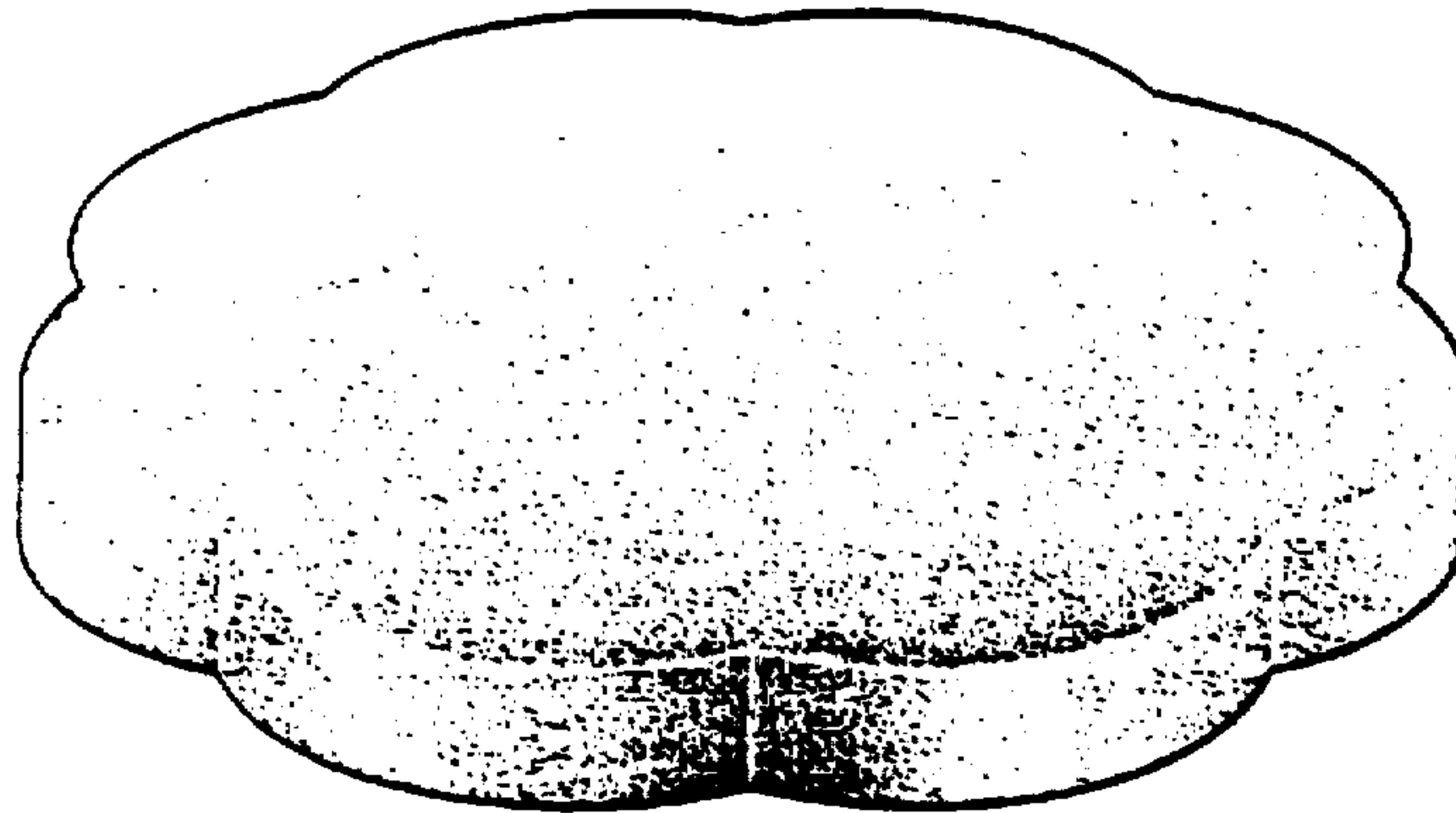


FIG. 2




FIG. 3

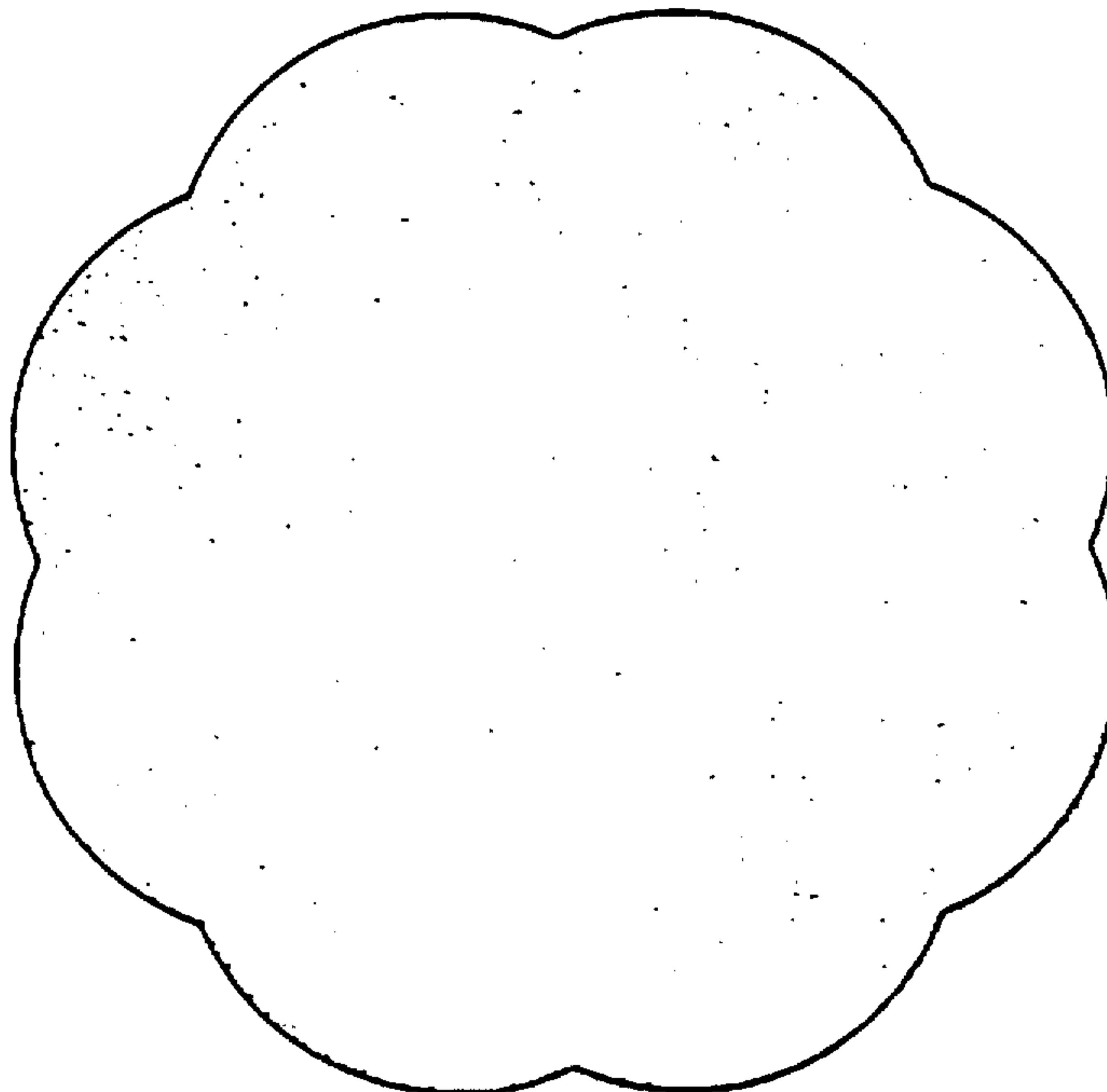


FIG. 4

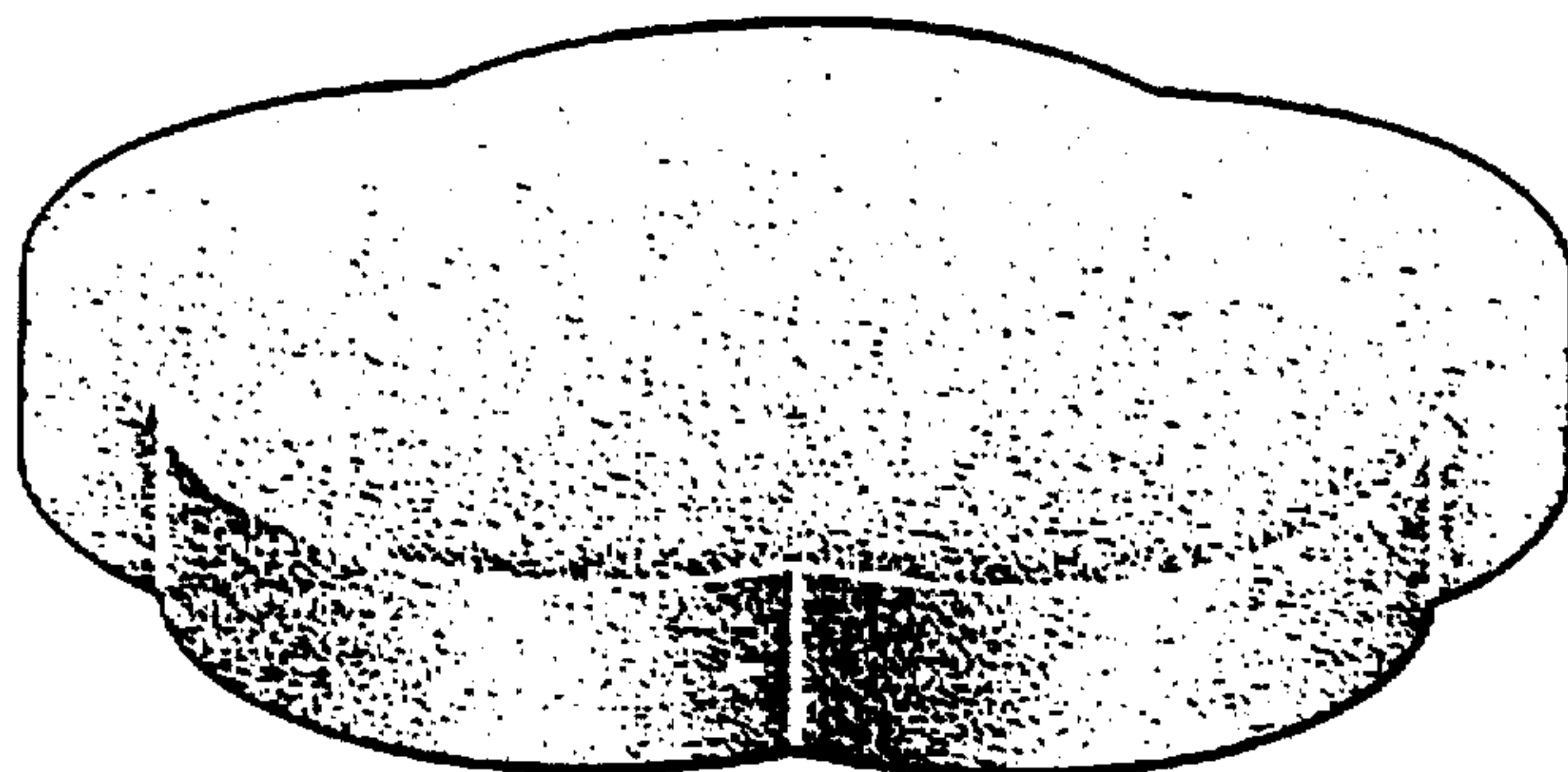


FIG. 5




FIG. 6

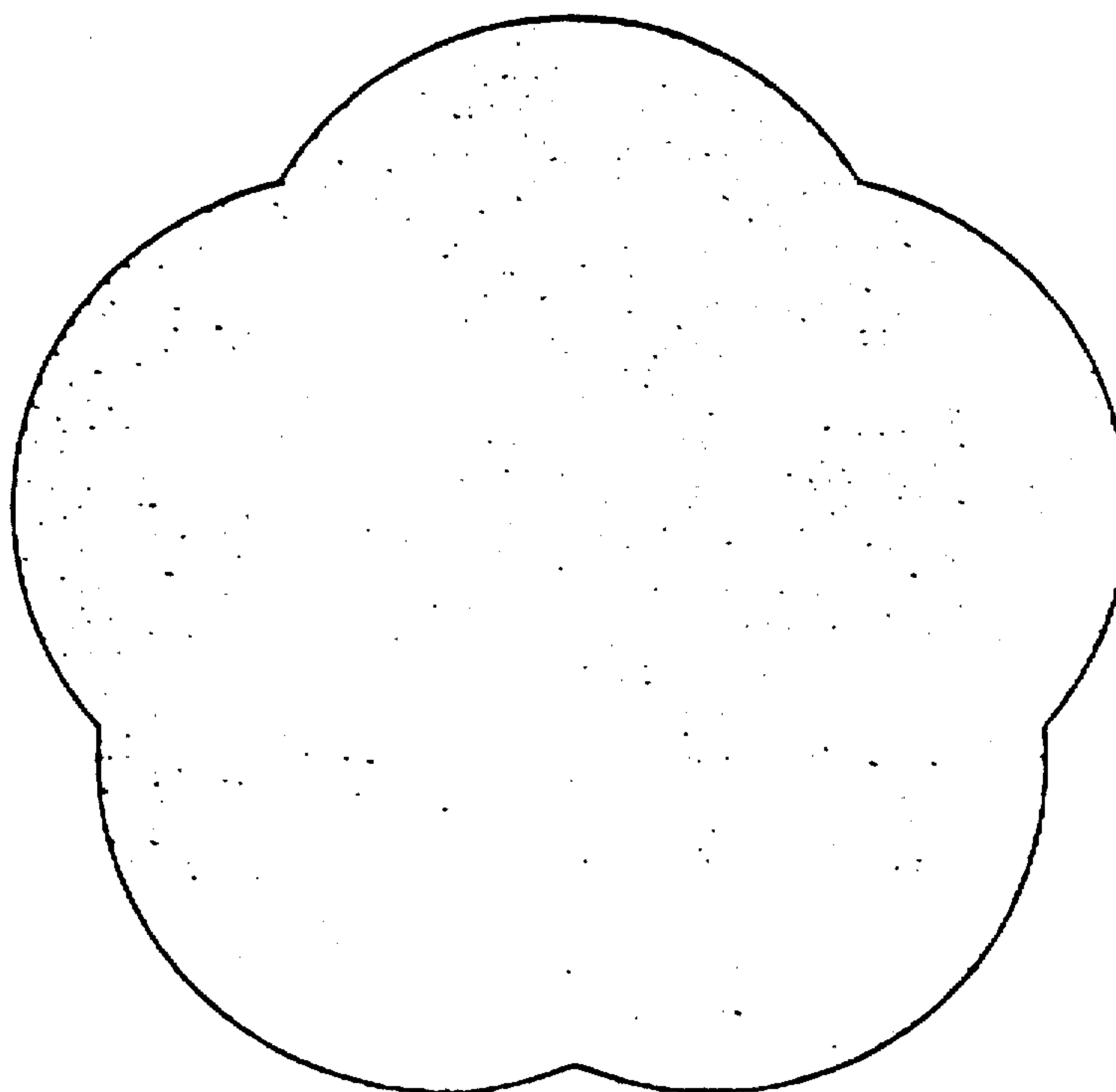


FIG. 7

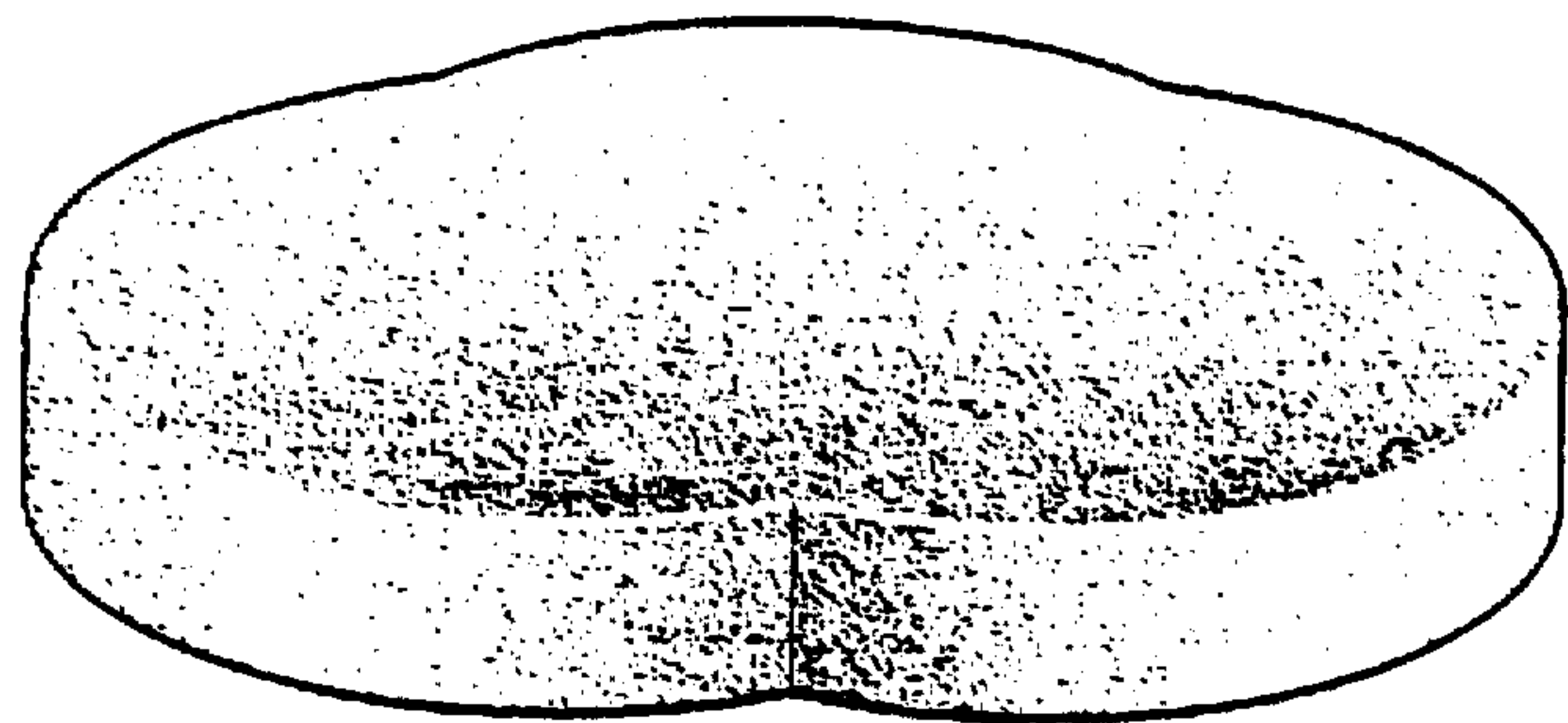


FIG. 8




FIG. 9

