



US00D395139S

# United States Patent [19]

[11] Patent Number: **Des. 395,139**

Lee

[45] Date of Patent: **\*\*Jun. 16, 1998**

## [54] HAIRBAND

[76] Inventor: **Rebecca Lee**, 120 Main St., Nyack, N.Y. 10960

[\*\*] Term: **14 Years**

[21] Appl. No.: **64,771**

[22] Filed: **Jan. 10, 1997**

[51] LOC (6) Cl. .... **28-03**

[52] U.S. Cl. .... **D28/41**

[58] Field of Search ..... D28/39-41; D2/865, D2/875, 877, 501; D11/3-5, 12, 18; 132/273, 275; 2/171, 174, 207, 311

## [56] References Cited

### U.S. PATENT DOCUMENTS

D. 92,603	6/1934	James	.....	D2/501 X
D. 229,363	11/1973	Corbin	.....	D28/42
D. 255,083	5/1980	Kott	.....	D7/633
D. 292,030	9/1987	Revson	.....	D28/41
D. 300,675	4/1989	Sacher	.....	D28/41
D. 348,300	6/1994	Marrese	.....	D28/41
D. 348,331	6/1994	Marrese	.....	D28/41
D. 354,153	1/1995	Marrese	.....	D28/41
4,362,031	12/1982	Obermuller	.....	D11/3 X
4,723,325	2/1988	Perry	.....	2/207
5,233,704	8/1993	Booher	.....	2/207
5,426,788	6/1995	Meltzer	.....	2/171

### FOREIGN PATENT DOCUMENTS

474192	2/1915	France	.....	87/3
1085911	2/1955	France	.....	132/275

## OTHER PUBLICATIONS

adco Crown Collection: Pierced Earrings, Necklaces, Pins, Watches Fall/Winter 1987 Cat.; p. 39—item No. 2705 on lower left.

Hong Kong Enterprise Oct. 1989, p. 338—items HC-02 and HC-04.

Hong Kong Enterprise Oct. 1990, p. 394—center of page, item No. AW/1062.

Smith, et al. Bunchies Possibilities of Denver Co 1992. 1) front cover: bunchies shown by arrow 2) p. 16 lower right: bunchies shown by arrows.

Hong Kong Enterprise Jun. 1994, p. 820, lower right quadrant of page: item shown by arrow.

Primary Examiner—Sandra L. Morris

Assistant Examiner—C. Tuttle

Attorney, Agent, or Firm—Schweitzer Cornman Gross & Bondell LLP

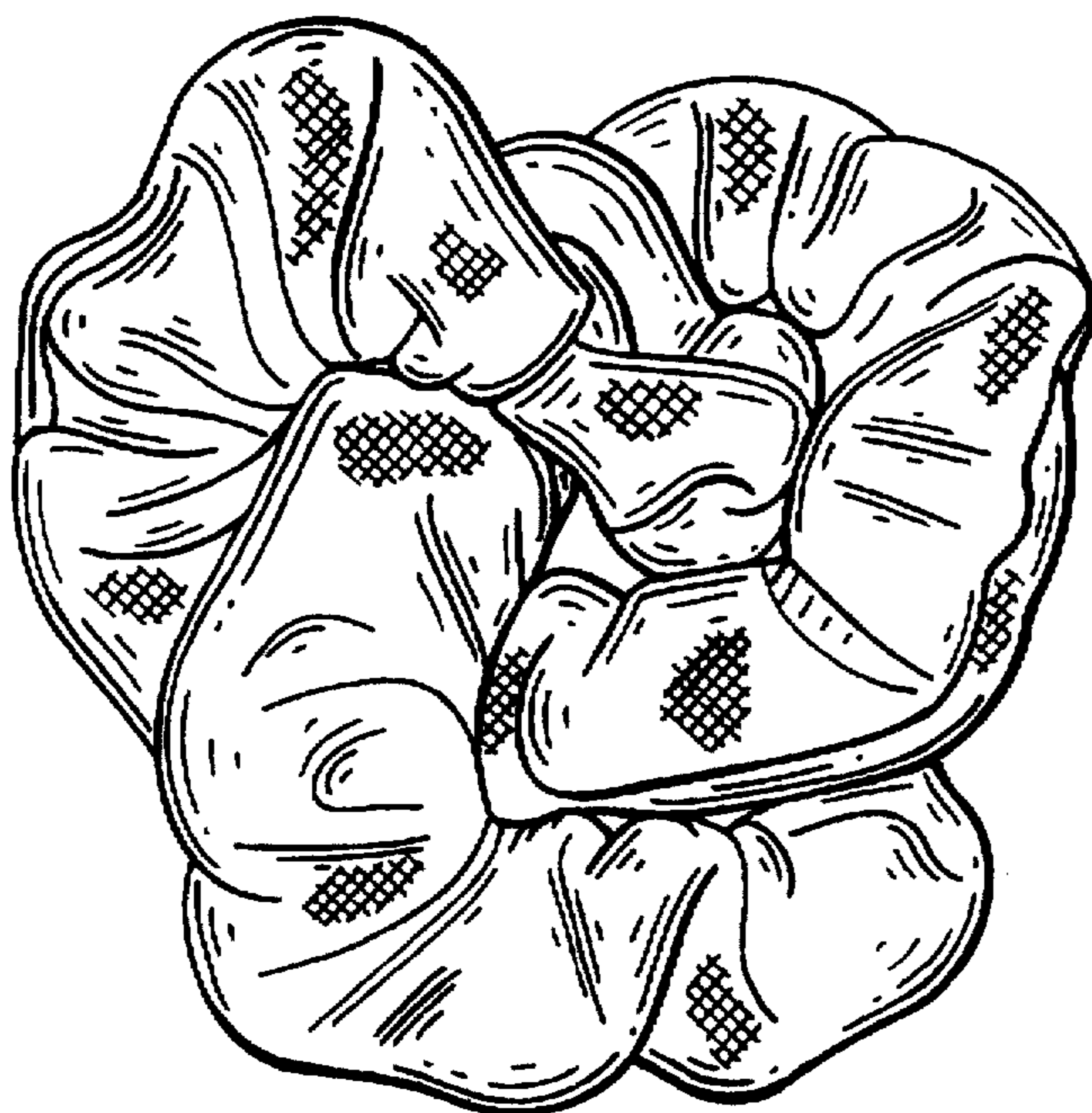
## [57] CLAIM

The ornamental design for a hairband, as shown and described.

## DESCRIPTION

FIG. 1 is a top plan view of my design; FIG. 2 is a front elevation view thereof; FIG. 3 is a left side elevation view thereof; FIG. 4 is a right side elevation view thereof; FIG. 5 is a rear elevation view thereof; and, FIG. 6 is a bottom plan view thereof.

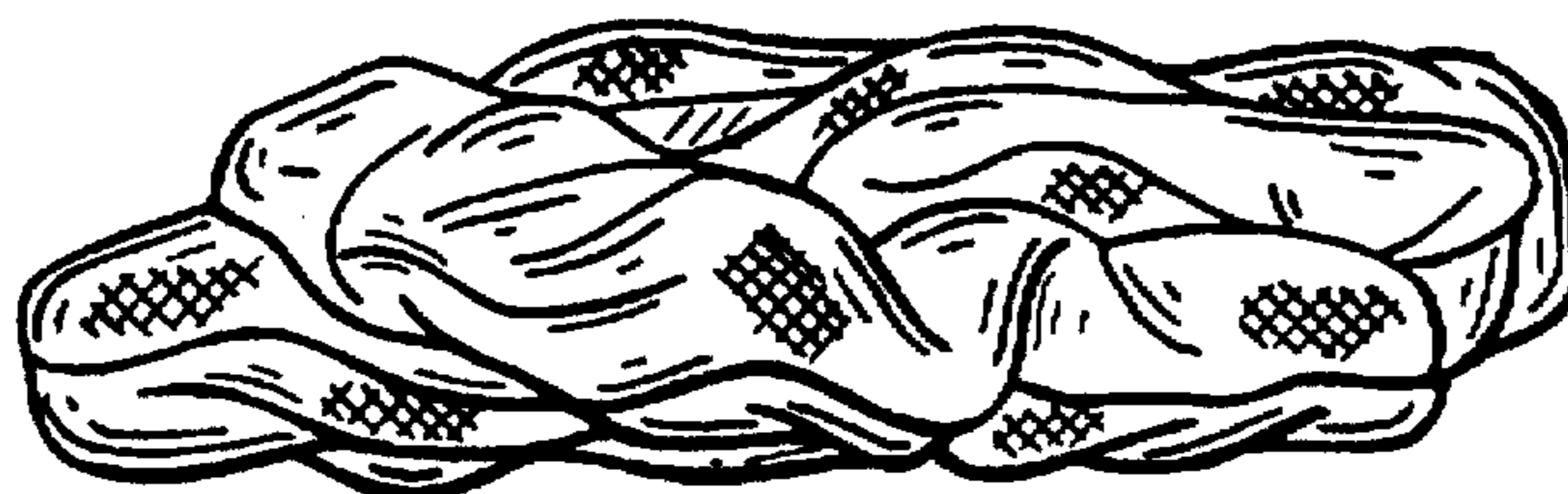
1 Claim, 3 Drawing Sheets




*FIG. 1*



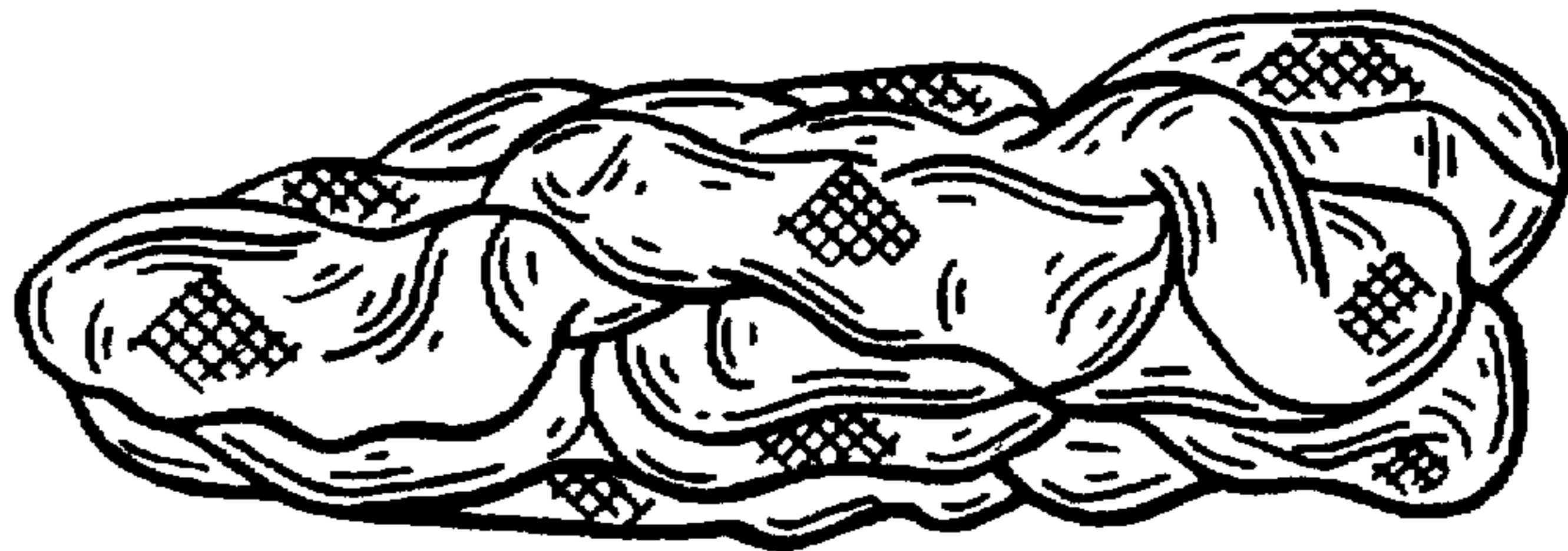
*FIG. 2*



*FIG. 3*



*FIG. 4*



*FIG. 5*



*FIG. 6*

