



US00D395135S

# United States Patent [19]

Joss

[11] Patent Number: **Des. 395,135**

[45] Date of Patent: **\*\*Jun. 16, 1998**

[54] **TUB SHELF**

[75] Inventor: **Michael Joss, Chicago, Ill.**

[73] Assignee: **Design House, Inc., Germantown, Wis.**

[\*\*] Term: **14 Years**

[21] Appl. No.: **68,423**

[22] Filed: **Apr. 4, 1997**

[51] LOC (6) Cl. .... **23-02**

[52] U.S. Cl. .... **D23/304**

[58] Field of Search ..... **D23/283, 303-307;  
D6/524, 525, 540, 546; 4/596, 579, 615,  
605, 607, 610, 612, 584**

[56] **References Cited**

**U.S. PATENT DOCUMENTS**

- D. 274,486 7/1984 Thompson ..... D6/525
- D. 347,049 5/1994 Clark et al. .... D23/275
- D. 363,342 10/1995 Dannenberg et al. .... D23/283
- D. 370,056 5/1996 Gilmore ..... D23/304

- D. 379,649 6/1997 Eeckhoudt ..... D23/283
- D. 383,024 9/1997 Gilmore ..... D6/525
- 4,109,426 8/1978 Dobija ..... 52/35
- 4,228,552 10/1980 Weaver, Jr. .... 52/35

*Primary Examiner*—Louis S. Zarfes  
*Assistant Examiner*—Eric Watterson  
*Attorney, Agent, or Firm*—Godfrey & Kahn, S.C.

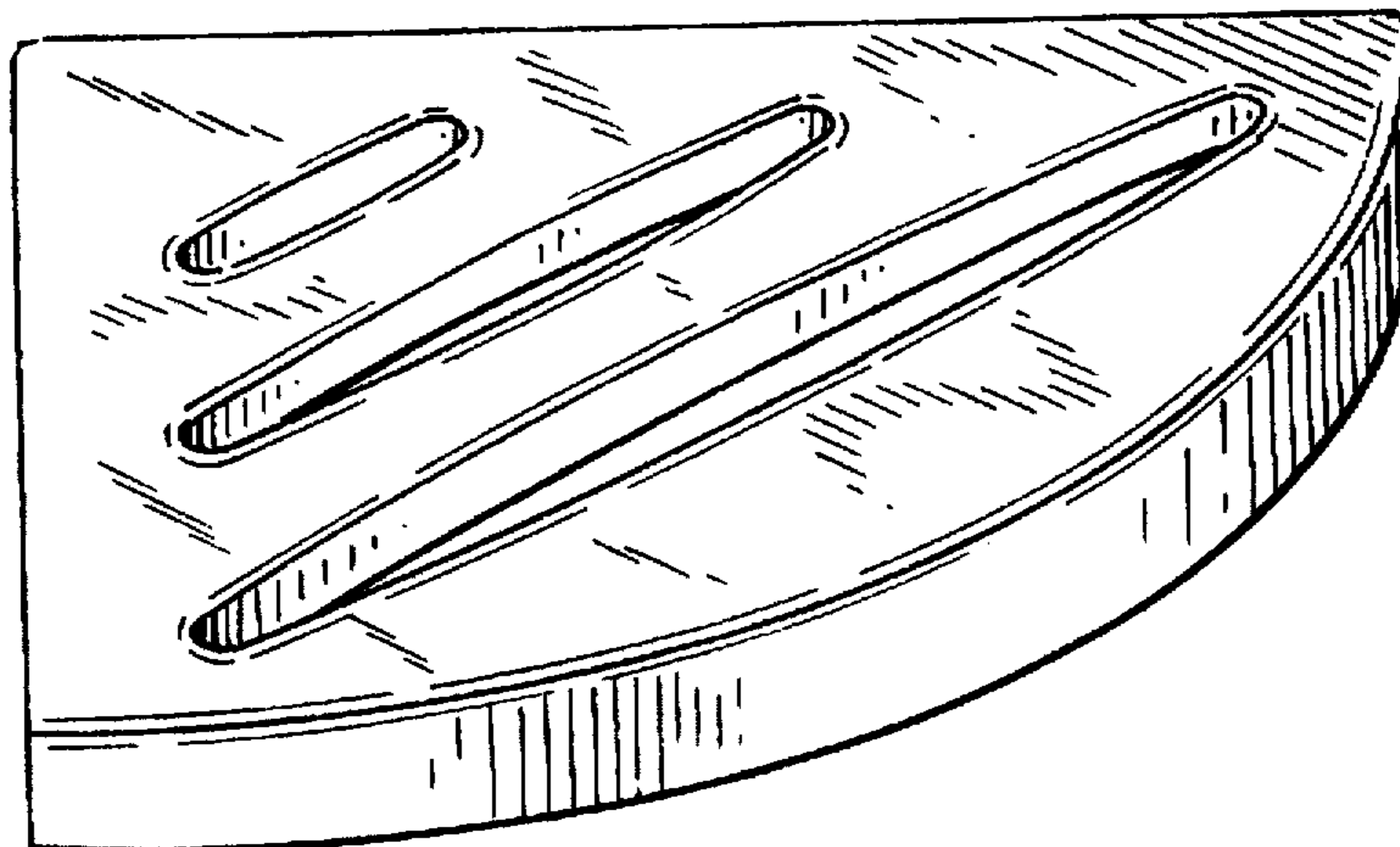
[57] **CLAIM**

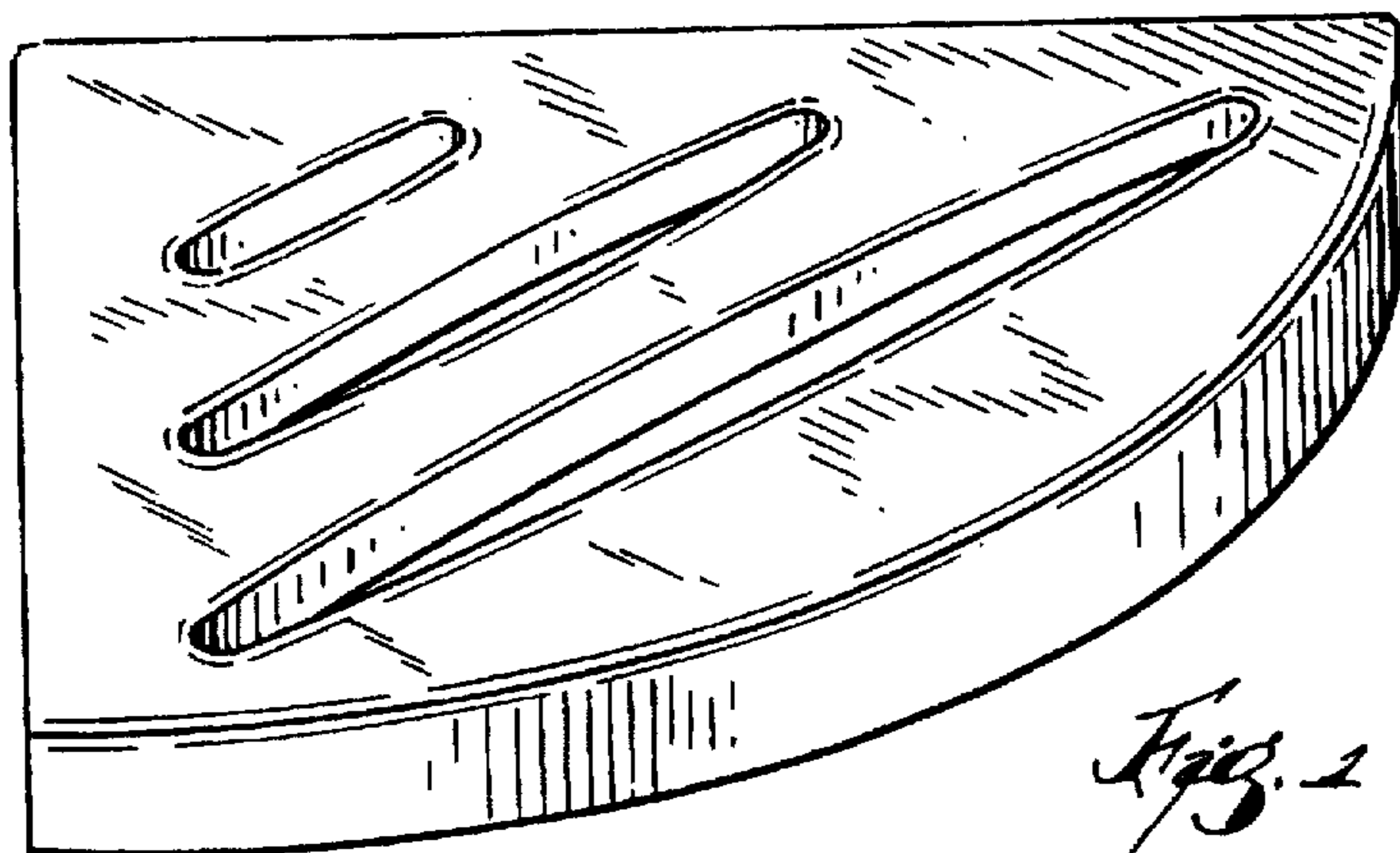
The ornamental design for a tub shelf, as shown and described.

**DESCRIPTION**

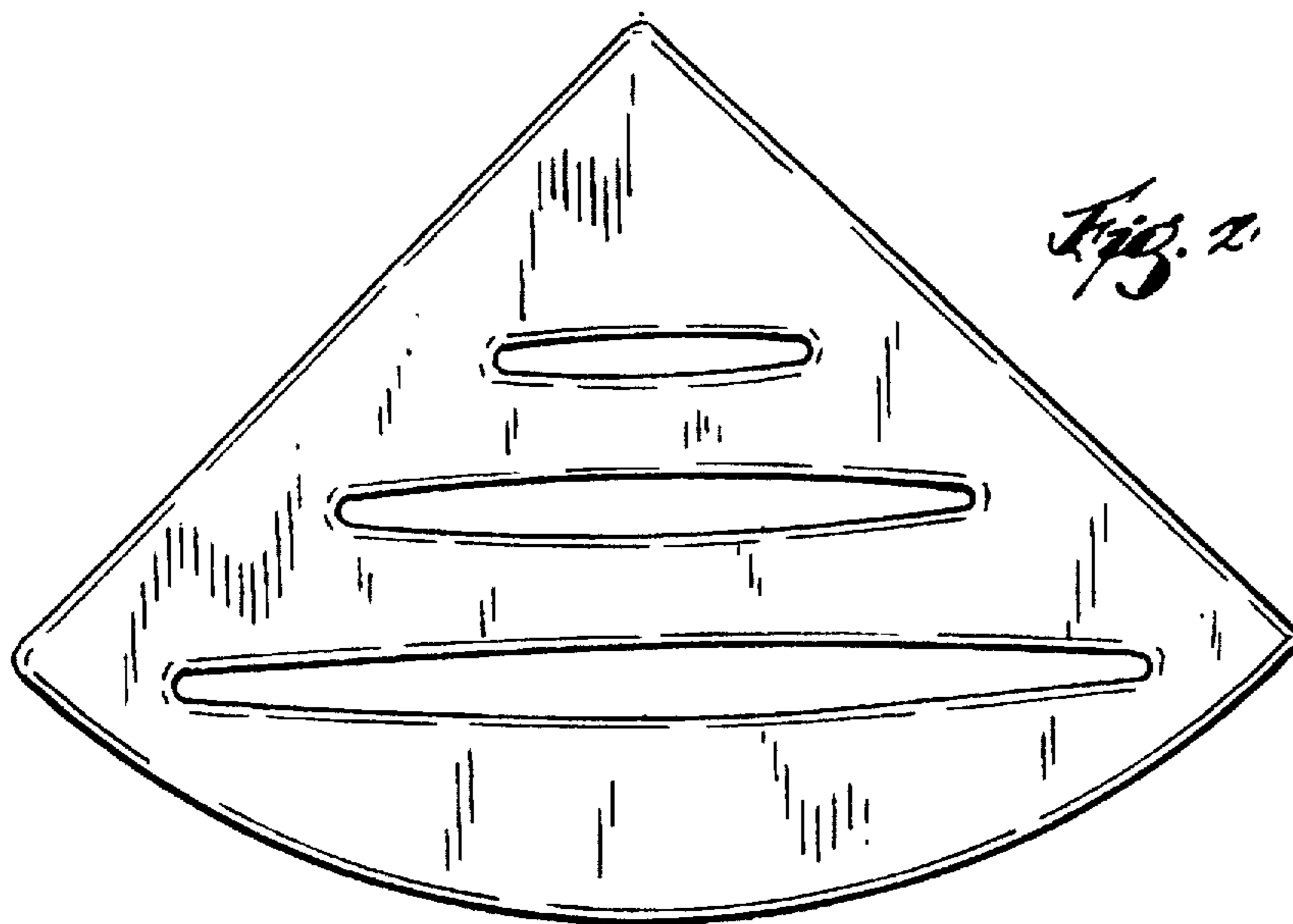
FIG. 1 is a perspective view thereof;  
FIG. 2 is a top view thereof;  
FIG. 3 is a front side view thereof;  
FIG. 4 is a back side view thereof;  
FIG. 5 is a bottom view thereof;  
FIG. 6 is a left side view thereof; and,  
FIG. 7 is a right side view thereof.

**1 Claim, 2 Drawing Sheets**







*Fig. 1*



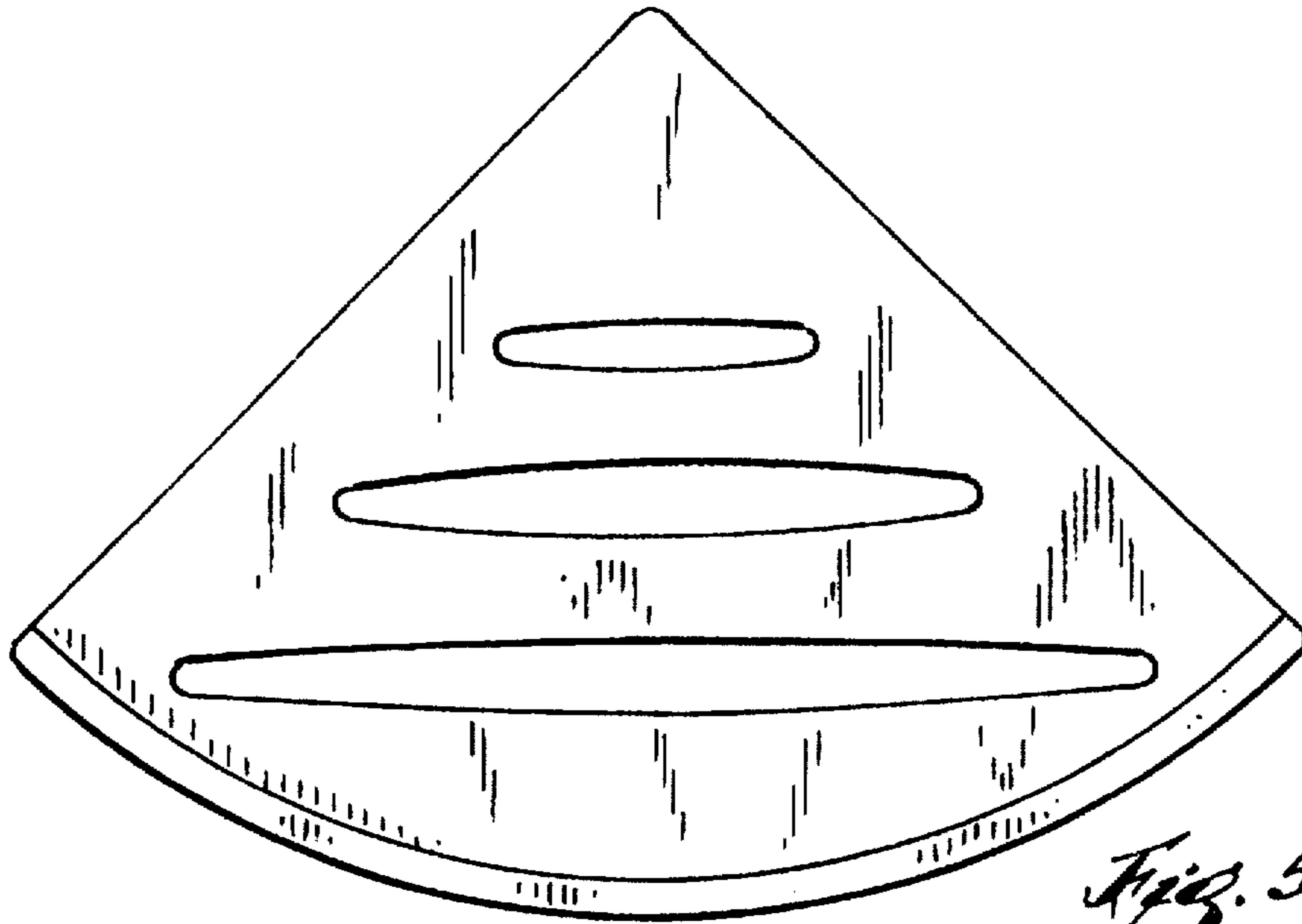
*Fig. 2*




*Fig. 3*



*Fig. 4*



*Fig. 5*



*Fig. 6*



*Fig. 7*