



US00D395131S

**United States Patent** [19]  
**Steinhagen**

[11] **Patent Number: Des. 395,131**

[45] **Date of Patent: \*\*Jun. 9, 1998**

[54] **COIN HOLDER**

[75] **Inventor: Thomas R. Steinhagen, West Des Moines, Iowa**

[73] **Assignee: Cobbs Manufacturing Company, Des Moines, Iowa**

[\*\*] **Term: 14 Years**

[21] **Appl. No.: 69,769**

[22] **Filed: Apr. 23, 1997**

[51] **LOC (6) Cl. .... 99-00**

[52] **U.S. Cl. .... D99/34**

[58] **Field of Search .... D99/28, 34, 35, D99/36; D3/208; D9/347; 220/336, 736; 206/0.83, 0.84, 533; 453/49**

[56] **References Cited**

**U.S. PATENT DOCUMENTS**

- D. 20,703 4/1891 Kleberg et al. .... 99/34
- D. 207,021 2/1967 Browder ..... D99/34

- D. 252,775 8/1979 Stoffel ..... D99/34
- D. 289,217 4/1987 Murphy ..... D99/34
- 2,654,376 10/1953 Hultberg ..... D99/34 X
- 2,896,892 7/1959 Berardinelli ..... D99/344 R
- 3,361,142 1/1968 Shelton et al. .... D99/34 X
- 3,731,695 5/1973 Meijer ..... D99/34 X
- 4,540,008 9/1985 Murphy ..... D99/34 X
- 4,781,290 11/1988 Oliphant ..... D99/34 X

*Primary Examiner*—Paula A. Mortimer

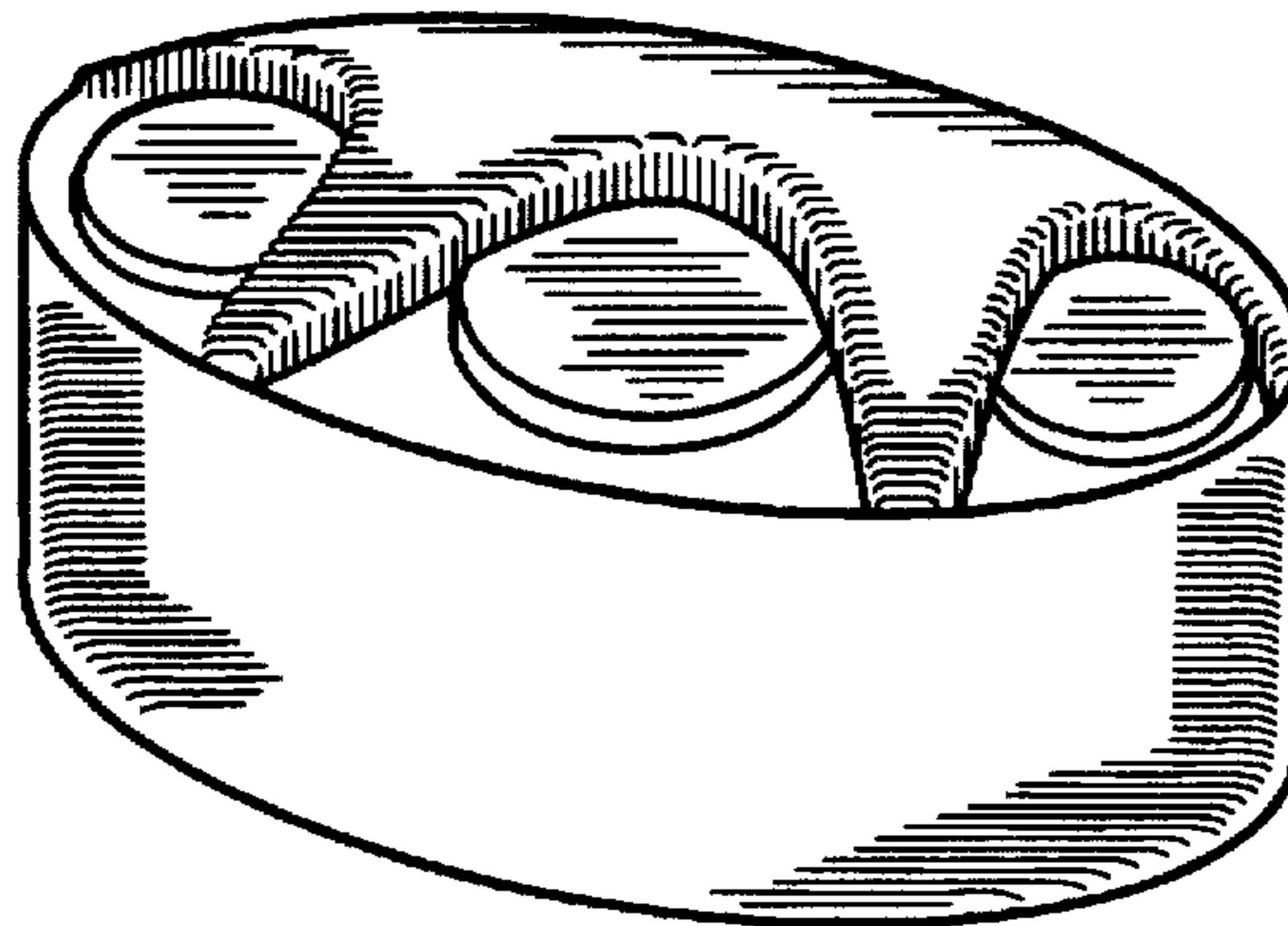
[57] **CLAIM**

The ornamental design for a coin holder, as shown.

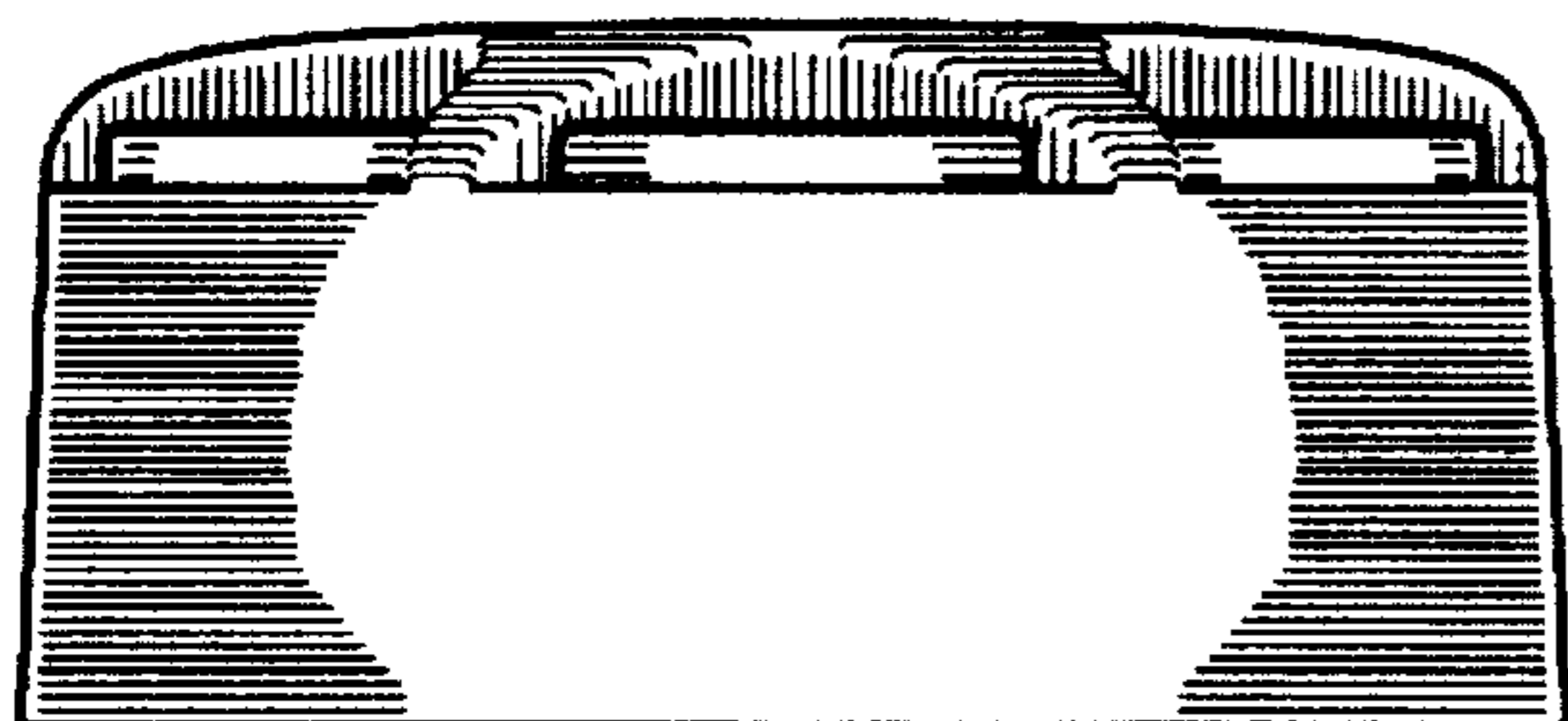
**DESCRIPTION**

FIG. 1 is a front elevational view of a coin holder showing my new design;  
 FIG. 2 is a top plan view thereof;  
 FIG. 3 is a right side elevational view thereof;  
 FIG. 4 is a rear elevational view thereof;  
 FIG. 5 is a bottom plan view thereof; and,  
 FIG. 6 is a front perspective view thereof.

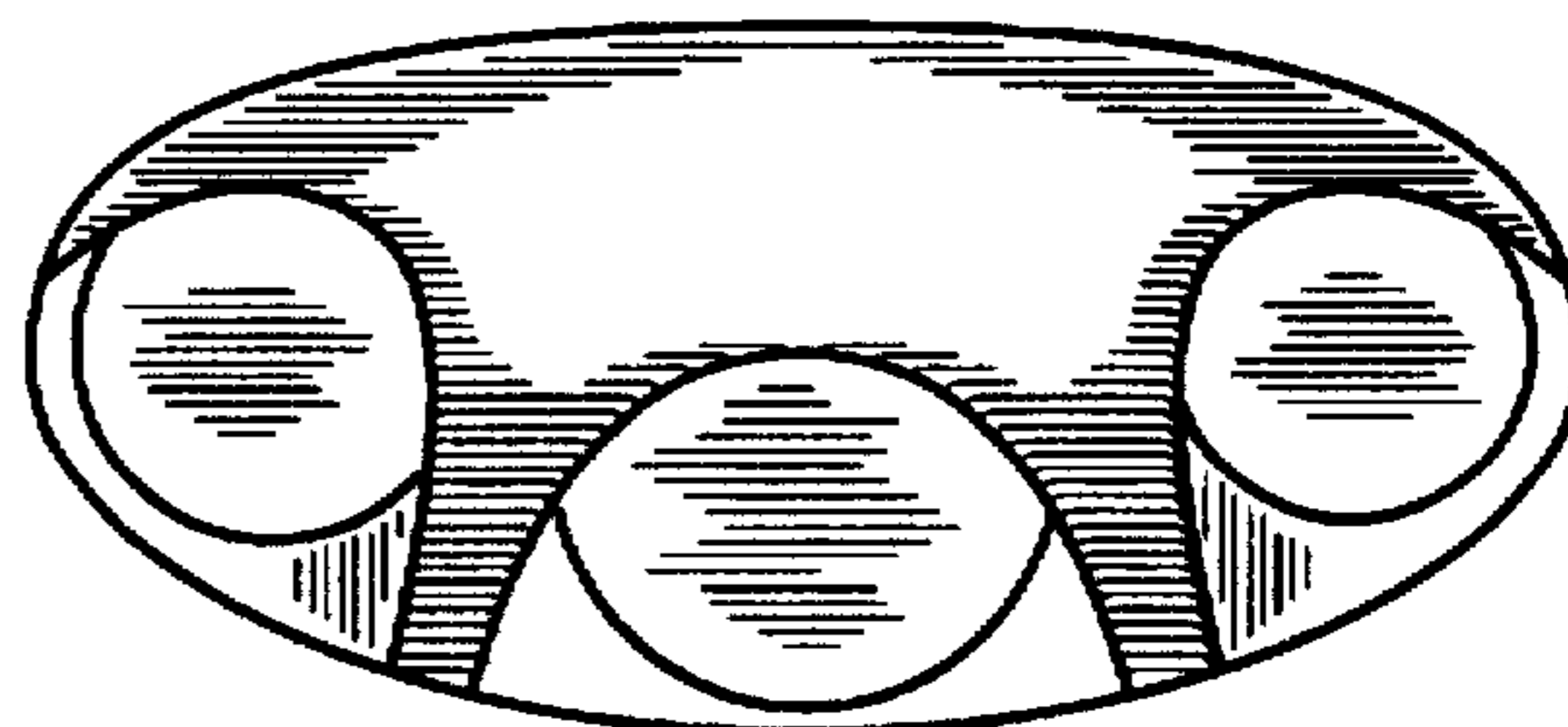
**1 Claim, 1 Drawing Sheet**



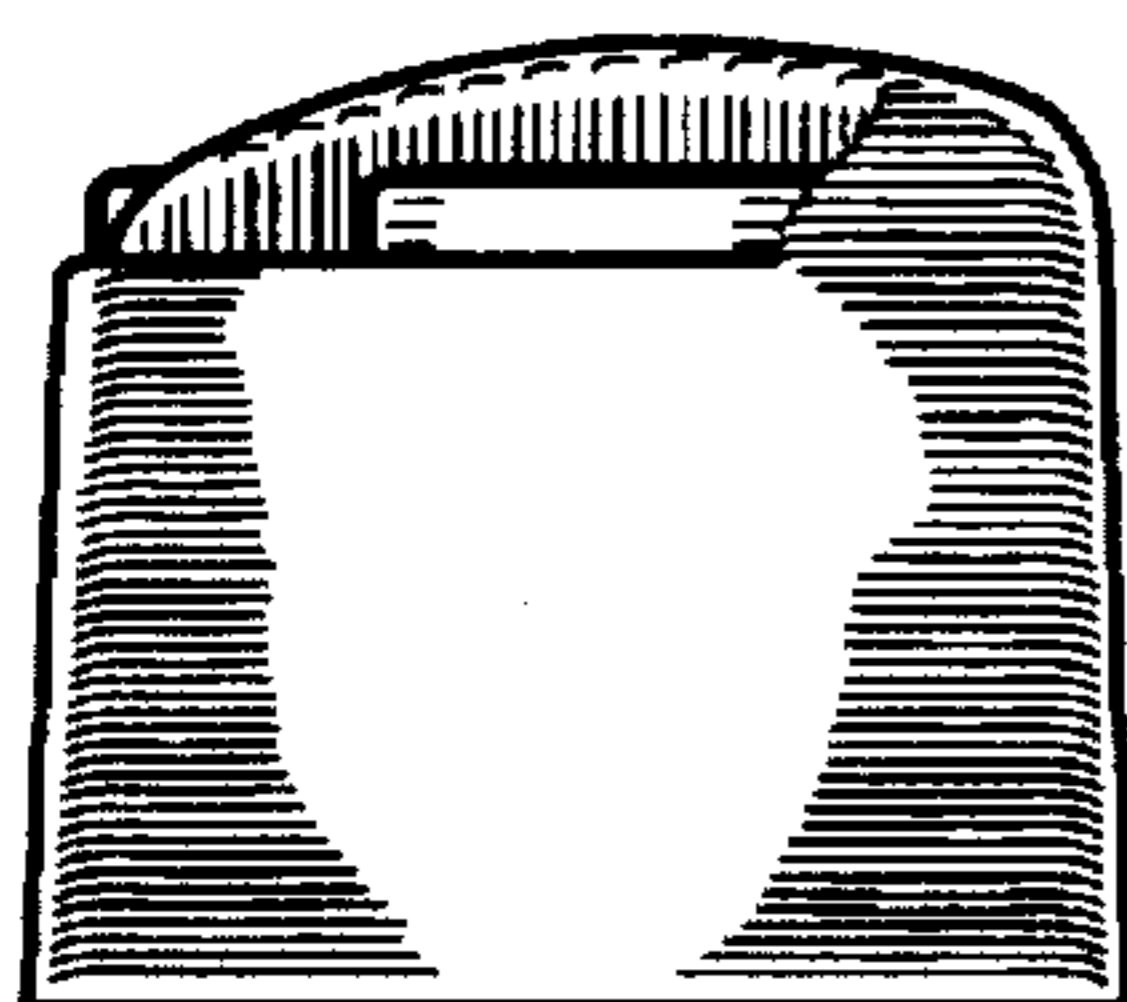
*Fig 1*




*Fig 2*




*Fig 3*



*Fig 4*



*Fig 5*



*Fig 6*

