



US00D395129S

United States Patent [19]
Johnson

[11] **Patent Number:** **Des. 395,129**
[45] **Date of Patent:** ****Jun. 9, 1998**

[54] **PUBLIC ELECTRONIC SERVICES
TERMINAL**
[75] **Inventor:** **Timothy P. Johnson**, Centerville, Ohio
[73] **Assignee:** **NCR Corporation**, Dayton, Ohio
[**] **Term:** **14 Years**

D. 324,701 3/1992 Capps D20/10 X
D. 327,766 7/1992 Swaine et al. D99/28
D. 335,746 5/1993 North D99/28
D. 336,716 6/1993 Bell et al. D99/28
D. 341,013 11/1993 Milliken D99/28
D. 360,734 7/1995 Hall D99/28
D. 360,735 7/1995 Hall D99/28
D. 377,170 1/1997 Wilson D20/10 X

[21] **Appl. No.:** **69,978**
[22] **Filed:** **Apr. 21, 1997**

Primary Examiner—Paula A. Mortimer
Attorney, Agent, or Firm—Michael Chan

[51] **LOC (6) Cl.** **14-03**
[52] **U.S. Cl.** **D99/28; D14/130**
[58] **Field of Search** **D99/28, 43; D14/102,**
D14/130, 140, 146, 149; D20/1-6, 10;
235/379, 380, 381, 382, 482; 312/211,
212, 215; 194/206, 292, 222, 350

[57] **CLAIM**
The ornamental design for a public electronic services terminal, as shown and described.

[56] **References Cited**
U.S. PATENT DOCUMENTS

DESCRIPTION

FIG. 1 is a front view of a public electronic services terminal showing my new design, the undisclosed rear and bottom do not form part of the claimed design;
FIG. 2 is a right side view thereof; and,
FIG. 3 is a left front perspective view thereof.

D. 304,207 10/1989 Wistrand D20/2

1 Claim, 3 Drawing Sheets




FIG. 1

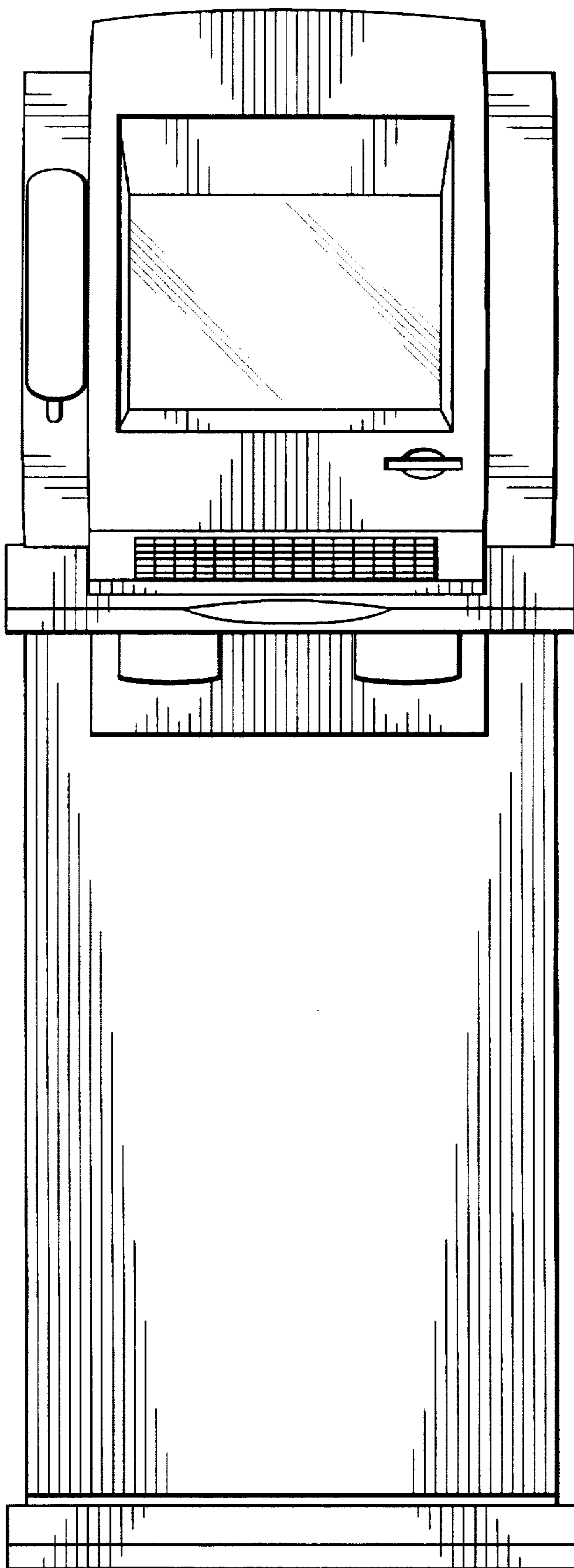


FIG. 2

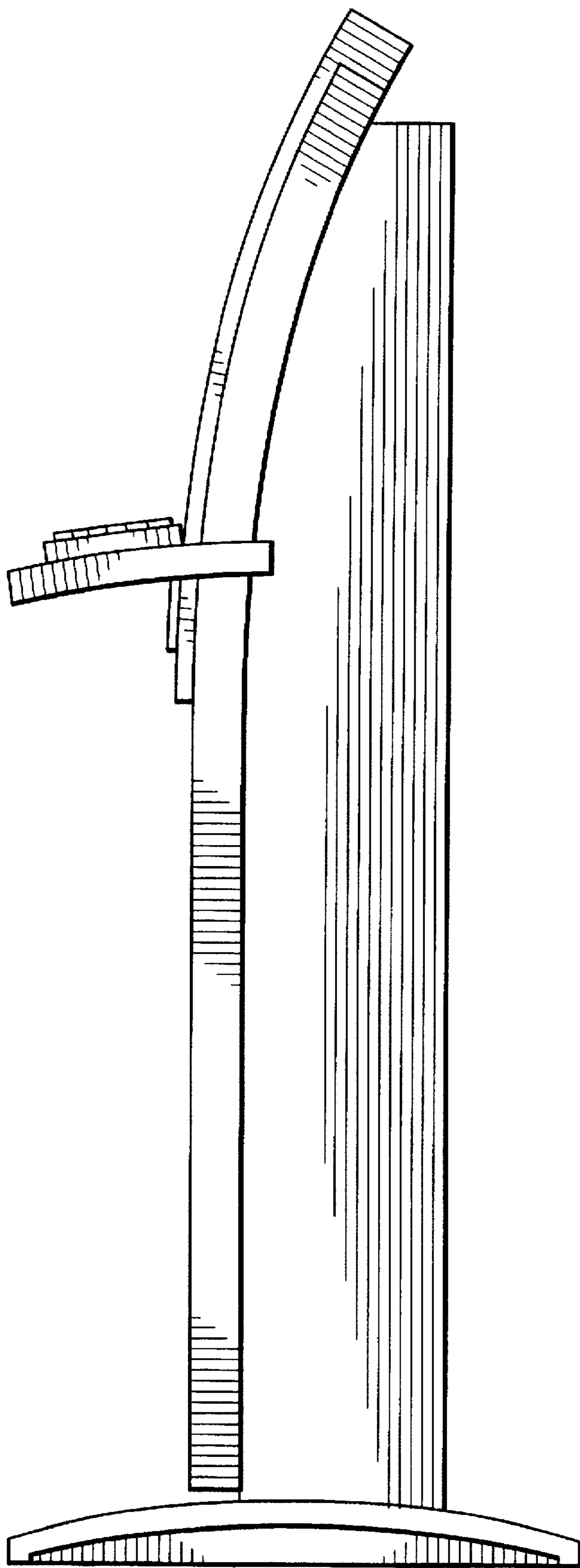


FIG. 3

