



US00D395126S

**United States Patent** [19]  
**VonZwehl**

[11] **Patent Number:** **Des. 395,126**  
[45] **Date of Patent:** **\*\*Jun. 9, 1998**

[54] **ROSARY**

[76] **Inventor:** **Noreen VonZwehl, One Fruitledge Rd., Brookville, N.Y. 11545**

[\*\*] **Term:** **14 Years**

[21] **Appl. No.:** **66,864**

[22] **Filed:** **Feb. 24, 1997**

[51] **LOC (6) Cl.** ..... **11-01**

[52] **U.S. Cl.** ..... **D99/26; D11/84**

[58] **Field of Search** ..... **D99/26; D11/63, D11/67, 84, 96, 97, 99, 106; 434/245, 246**

[56] **References Cited**

**U.S. PATENT DOCUMENTS**

11,477	10/1854	Beatty	.....	D11/67 X
16,081	5/1856	Graham	.....	D99/26 X
D. 37,659	11/1905	Nehr	.....	D99/26
D. 155,819	11/1949	Lukeman	.....	D99/26
D. 277,802	2/1985	Luchetti	.....	D99/26
D. 328,380	7/1992	Skomski	.....	D99/26
D. 360,602	7/1995	Huang	.....	D11/67 X
3,177,108	4/1965	Waszkiewicz, Jr.	.....	D99/26

*Primary Examiner*—Paula A. Mortimer  
*Attorney, Agent, or Firm*—Joseph G. Nauman

[57] **CLAIM**

The ornamental design for rosary, as shown and described.

**DESCRIPTION**

FIG. 1 is a front elevational view of a rosary showing my new design, the broken line showing of the continuous round bead and juncture is for illustrative purposes only and forms no part of the claimed design;

FIG. 2 is an enlarged front elevational view of one bead shown separately for ease of illustration;

FIG. 3 is a rear elevational view thereof;

FIG. 4 is a side elevational view of FIG. 2;

FIG. 5 is a side elevational view of FIG. 2;

FIG. 6 is a top end elevational view thereof;

FIG. 7 is a bottom end elevational view thereof;

FIG. 8 is a front elevational view of the crucifix shown separately for ease of illustration;

FIG. 9 is a rear elevational view thereof;

FIG. 10 is a side elevational view thereof;

FIG. 11 is an opposite side elevational view thereof;

FIG. 12 is a top plan view of FIG. 8; and,

FIG. 13 is a bottom plan view thereof.

The rosary is characterized by major beads and a crucifix which incorporate a design of a rose.

**1 Claim, 3 Drawing Sheets**



FIG. 1



FIG. 2



FIG. 3



FIG. 4



FIG. 5



FIG. 6

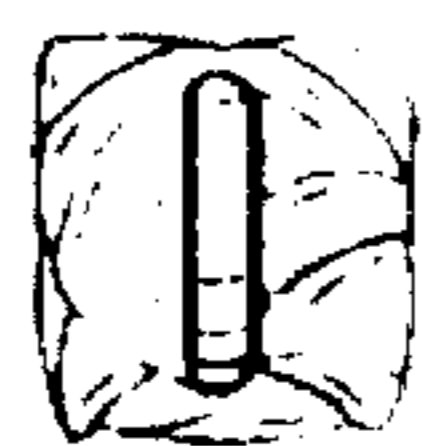


FIG. 7



FIG. 8




FIG. 9




FIG. 10

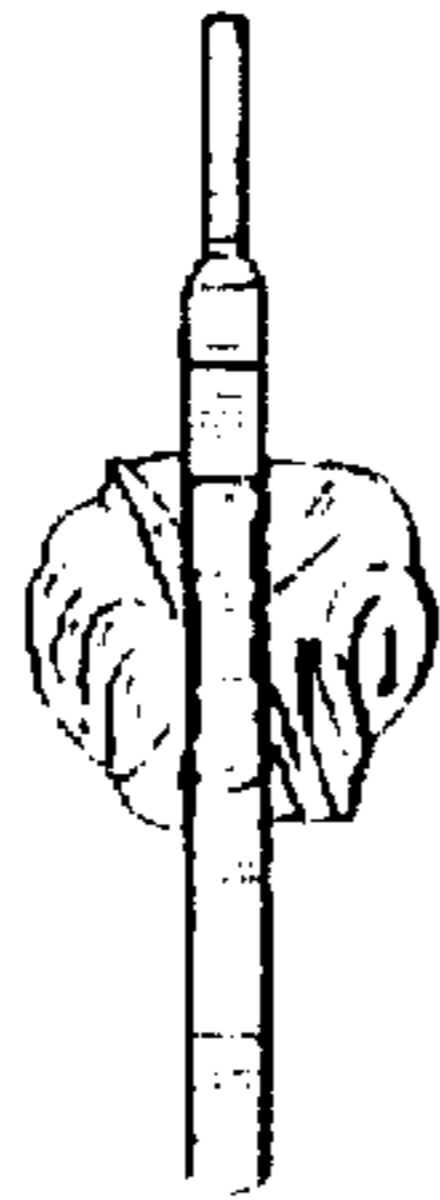


FIG. 11

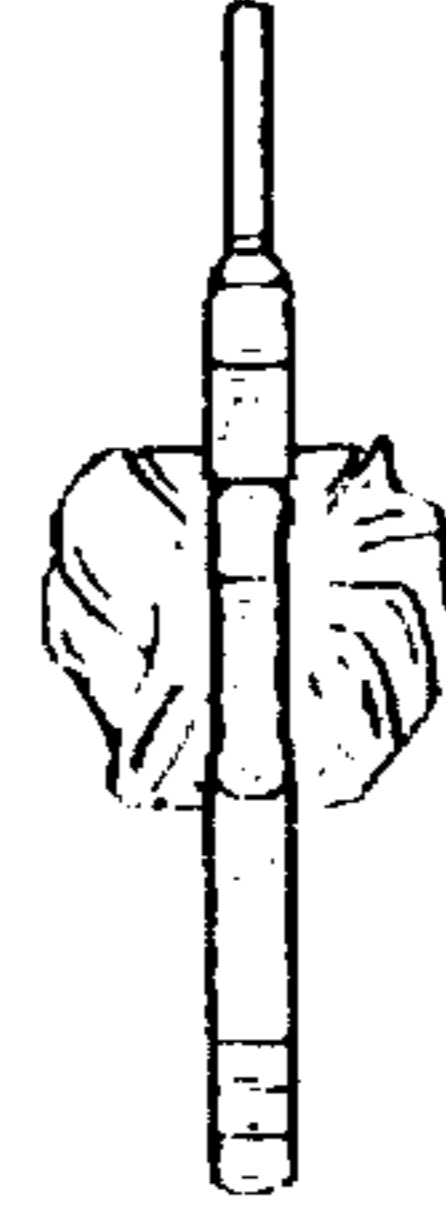


FIG. 12

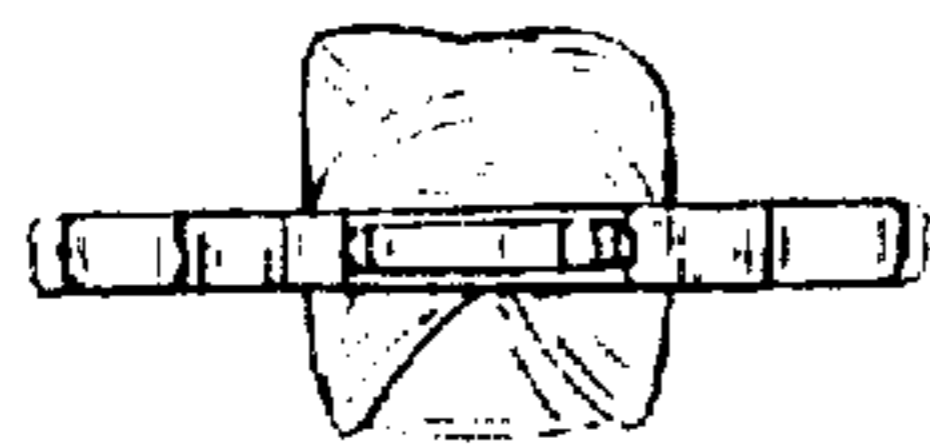


FIG. 13

