



US00D395104S

United States Patent [19]
Huang

[11] **Patent Number:** **Des. 395,104**
[45] **Date of Patent:** ****Jun. 9, 1998**

[54] **FLOOR SCRAPING TOOL**

[75] **Inventor:** **Richard Huang**, Taichung, Taiwan

[73] **Assignee:** **Orcon Corporation**, Union City, Calif.

[**] **Term:** **14 Years**

[21] **Appl. No.:** **74,353**

[22] **Filed:** **Aug. 1, 1997**

[51] **LOC (6) Cl.** **08-05**

[52] **U.S. Cl.** **D32/49; D32/48**

[58] **Field of Search** **D32/35, 46, 49, D32/48, 47; 30/169, 164.5, 171; 15/236.01-236.02, 236.09; 294/51, 57, 49; D8/10, 1, 14, 13**

[56] **References Cited**

U.S. PATENT DOCUMENTS

D. 267,468	1/1983	Simms	D8/10
D. 291,839	9/1987	Phillips	D32/49
D. 307,862	5/1990	Masotta	D32/46 X
1,726,017	8/1929	Enfants Sr.	30/169
3,061,928	11/1962	Waters et al.	30/169
3,173,206	3/1965	Chambers	30/169
3,436,823	4/1969	Lamb et al.	
4,381,604	5/1983	Horst	30/169
4,598,476	7/1986	Grasse	30/169
5,208,984	5/1993	Negus	30/169

OTHER PUBLICATIONS

Crain Company Catalog, pp. 17-18, disclosing floor scraping tools, dated 1995.

Catalog: Roberts Floor Covering Products, p. 28 (floor scraping tool).

Primary Examiner—Susan J. Lucas

Assistant Examiner—Cynthia E. Ramirez

Attorney, Agent, or Firm—Medlen & Carroll, LLP

[57] **CLAIM**

The ornamental design for a floor scraping tool, as shown and described.

DESCRIPTION

FIG. 1 is a side view of a floor scraping tool showing my new design;

FIG. 2 is a side view of the floor scraping tool of FIG. 1 rotated 90 degrees about a longitudinal axis passing through the rod;

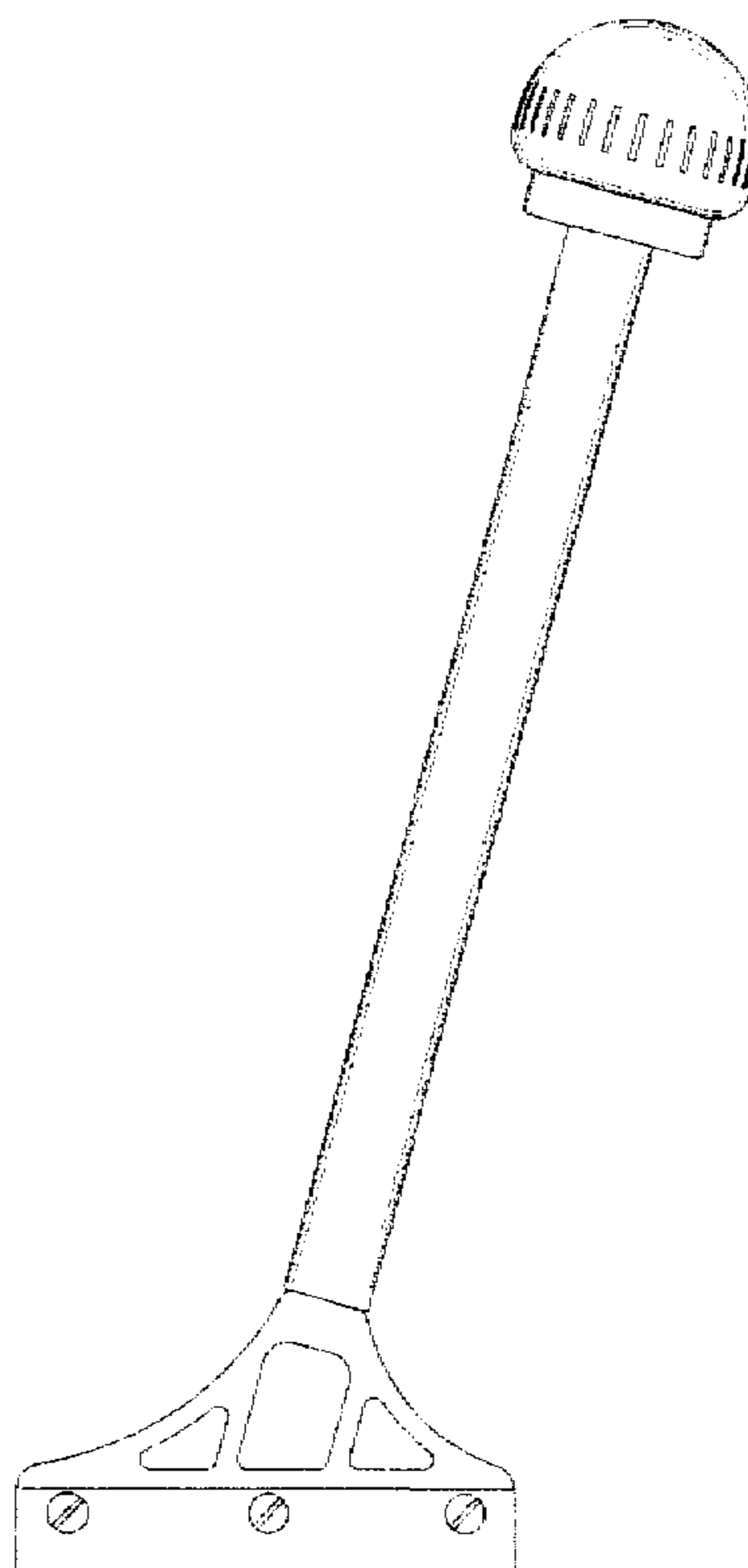
FIG. 3 is a side view of the floor scraping tool of FIG. 1 rotated 180 degrees about a longitudinal axis passing through the rod;

FIG. 4 is a side view of the floor scraping tool of FIG. 1 rotated 270 degrees about a longitudinal axis passing through the rod;

FIG. 5 is a front view of the floor scraping tool of FIG. 1 looking from the scraping blade towards the handgrip; and,

FIG. 6 is a back view of the floor scraping tool of FIG. 1 looking from the handgrip towards the scraping blade.

1 Claim, 5 Drawing Sheets



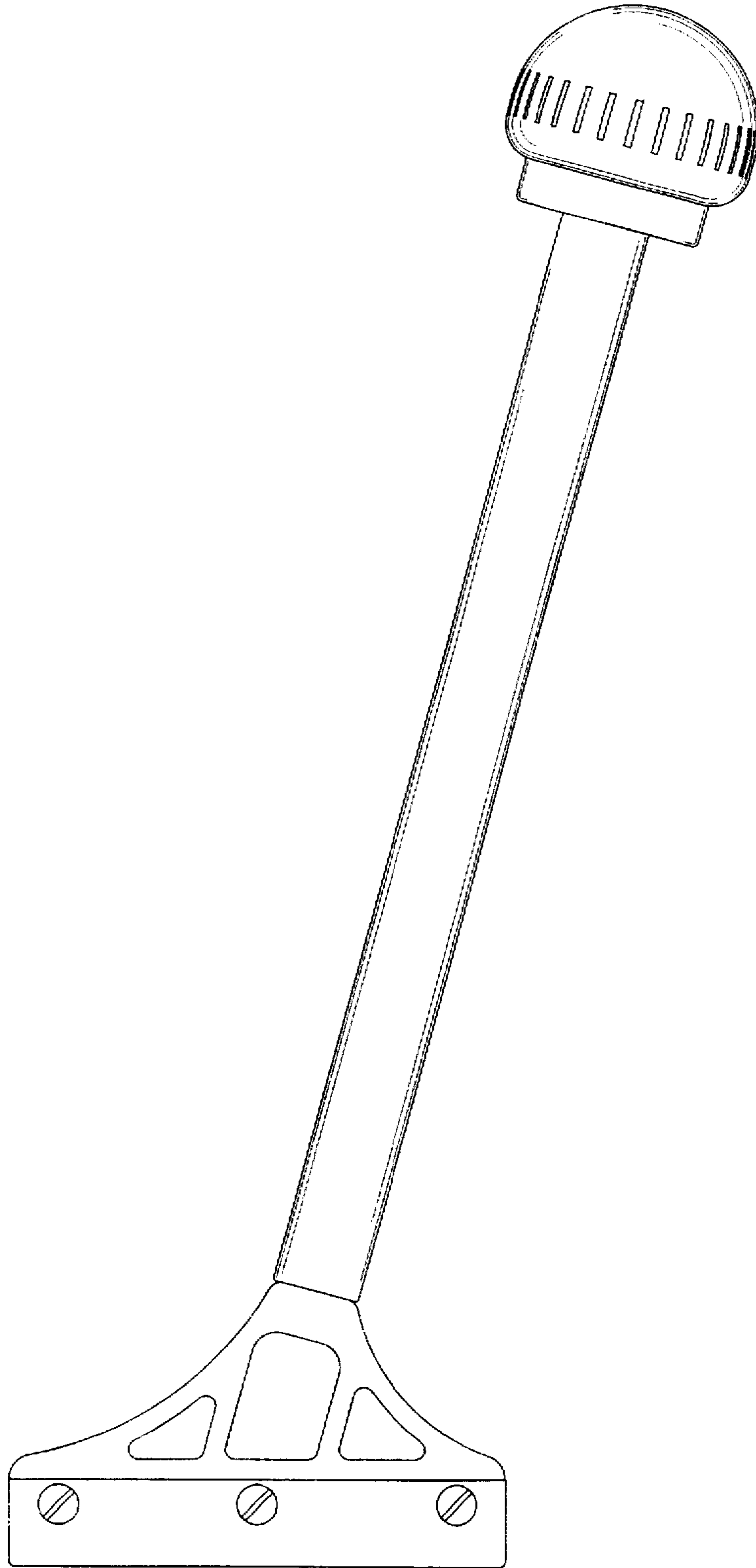


FIG. 1

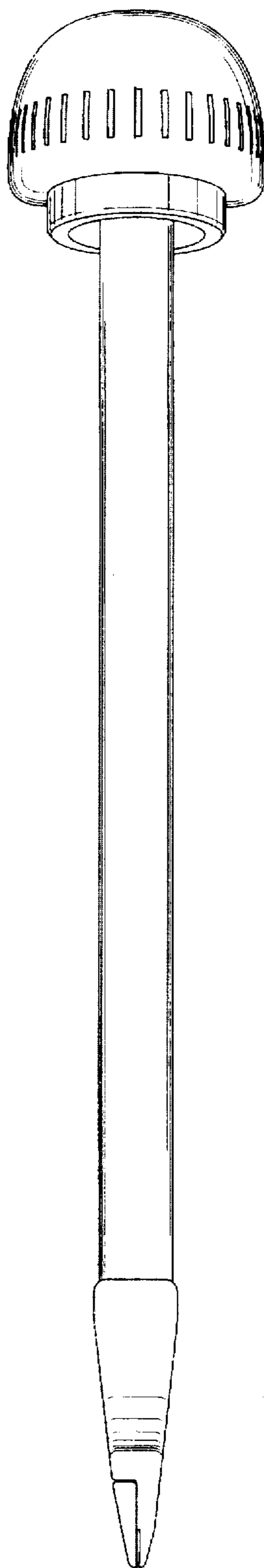


FIG. 2

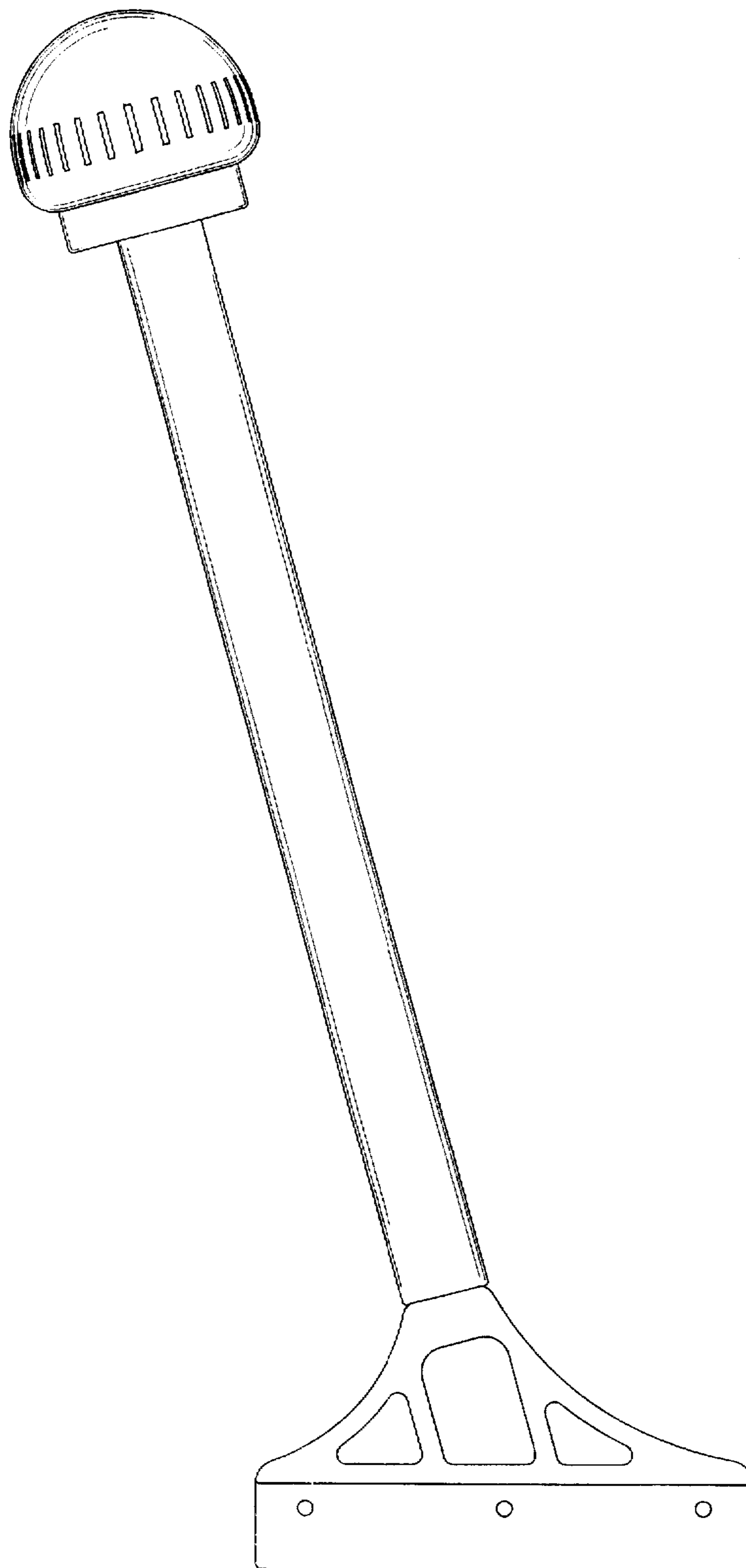


FIG. 3




FIG. 4

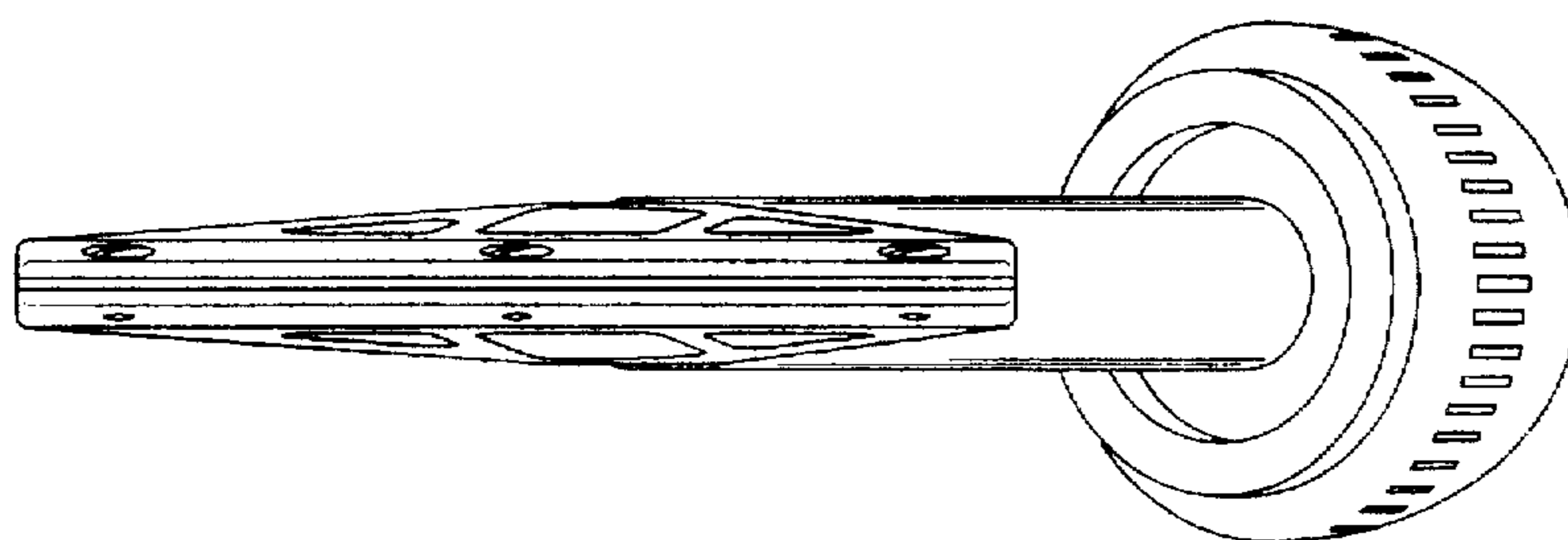


FIG. 5

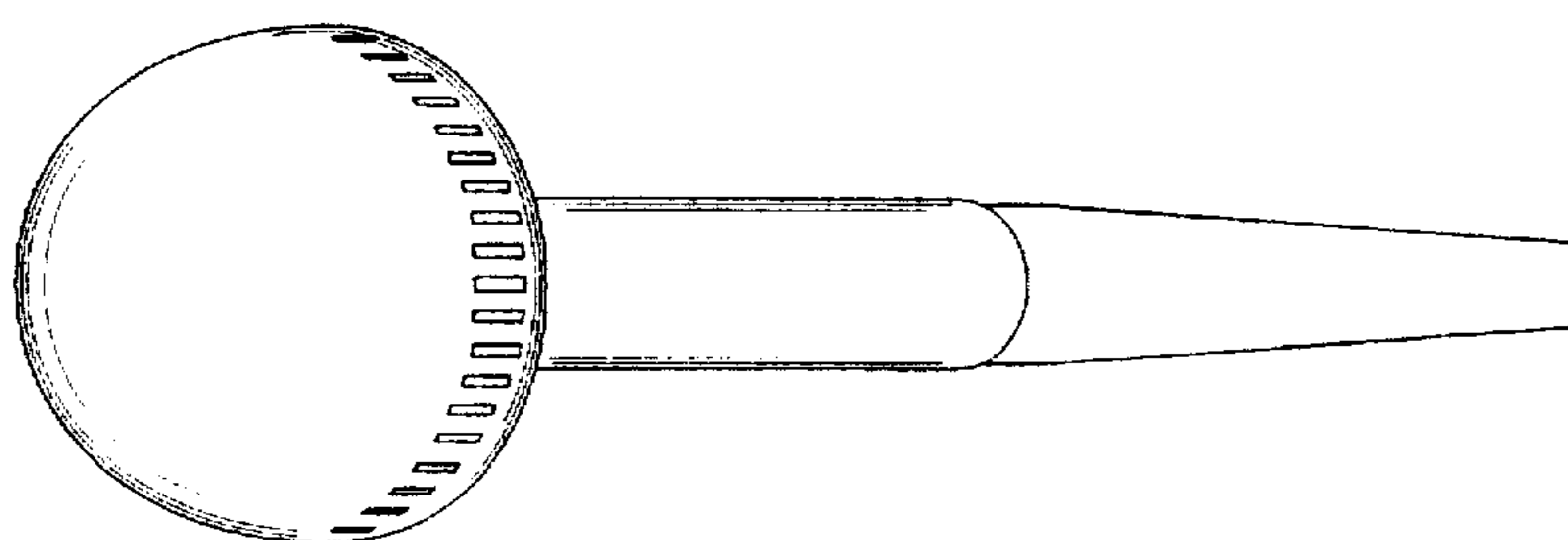


FIG. 6